

WILMART™ Protective Relays – 250 Series, Over/Undervoltage

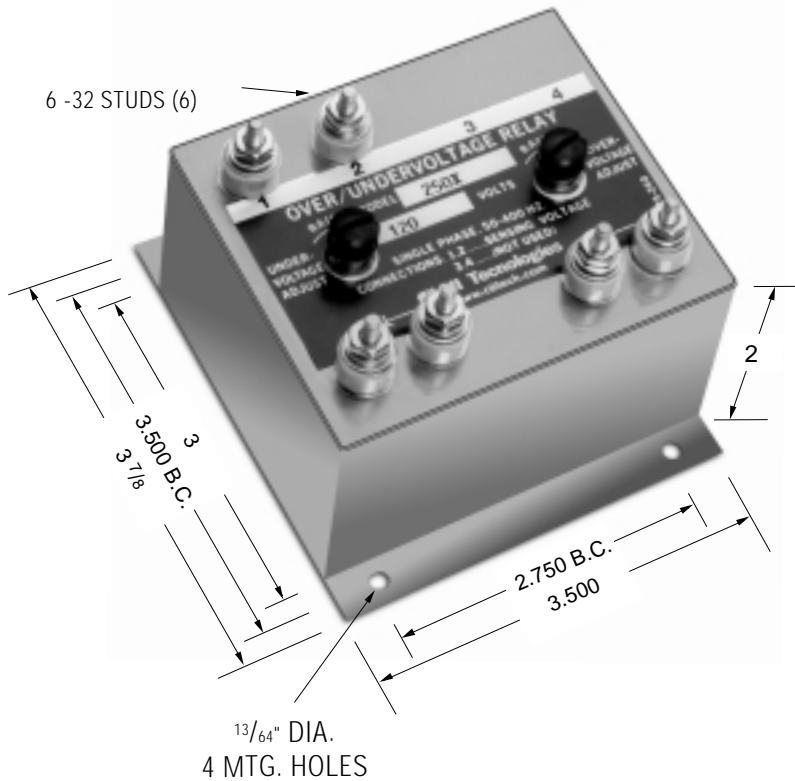
Function: 27/59

- ANSI/IEEE C37.90-1978

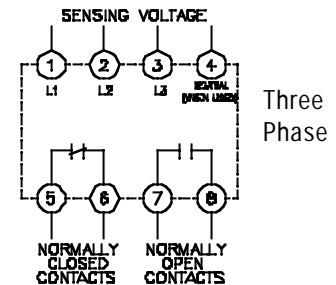
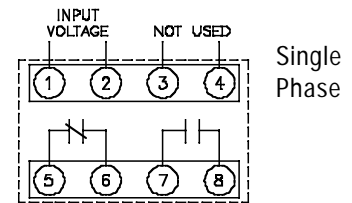
The 250 series relays provide combined Overvoltage and Undervoltage protection in a single compact unit.

Models are available for single phase or three phase applications, and are suitable for either 50 Hz, 60 Hz, or 400 Hz operation. The trip point is adjustable.

A transistorized circuit provides a sharp and accurate response at the preset tripping voltage; unaffected by temperature or frequency variations.



Note: Dimensions in inches. Multiply values by 25.4 for dimensions in mm.



Contact Arrangements

- NC - Open at nominal voltage. Closed at Overvoltage and Undervoltage
- NO - Closed at nominal voltage. Open at Overvoltage and Undervoltage

PRODUCT SPECIFICATIONS	
Part Number	250 Series
Nominal Voltage	See Part Number Selection
Undervoltage Trip	70-100% of nominal voltage, screwdriver adjustable
Overvoltage Trip	100-125% of nominal voltage, screwdriver adjustable
Pick-Up to Drop-Out Differential	3% maximum
Contact Ratings	5 amp resistive at 120 VAC or 28 VDC
Contact Form	One set N.O., one set N.C.
Operating Temperature Range	-20°C to +85°C

Notes:

1. Remove screws for access the overvoltage or undervoltage trip adjustments. Clockwise rotation of the adjustment potentiometer will raise the trip point.

PART NUMBER SELECTION

Sample Part No. **250X**

Model: L-L Volts

- 250X = 120 VAC, 1 Phase, 50-400 Hz
- 251X = 120/208 VAC, 3 Phase, 4 Wire, 50-400 Hz
- 252X = 115 VAC, 3 Phase, 3 Wire, 50-400 Hz
- 253X* = 230 VAC, 3 Phase, 3 Wire, 50-400 Hz
- 254X* = 380 VAC, 3 Phase, 3 Wire, 50-400 Hz
- 255X* = 460 VAC, 3 Phase, 3 Wire, 50-400 Hz
- 256X* = 575 VAC, 3 Phase, 3 Wire, 50-400 Hz

Mounting

- Blank = Stud
- X = Flange

* Enclosure height is 3.835"

Consult factory for additional models.