

# Double Digits LED Numeric Display

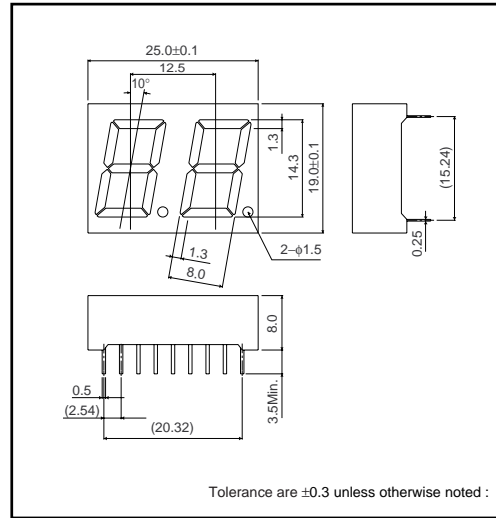
## LBP-602 A / K2 Series

LBP-602 A / K2 series are the numerical display units featuring ROHM's in-house 4-element (AlGaInP) high-brightness LED dies. Their luminous intensity is top class in the industry while degradation is considerably slow, which helps to keep illumination vividness almost unchanged and the image of sets high over a long period of time.

**●Features**

- 1) 14.3mm for letter height, two-lines LED numerical displays.
- 2) About 10 times more luminous intensity than the conventional products by use of 4-element LED dies. (in case of orange color)
- 3) The same luminous intensity as the conventional products at their 1/10 of current, which contributes lots to energy-saving of sets.
- 4) Light-leakage from segments probable with the small display packages is very rare.
- 5) Both anode common type and cathode common type are available in lineup for each color.

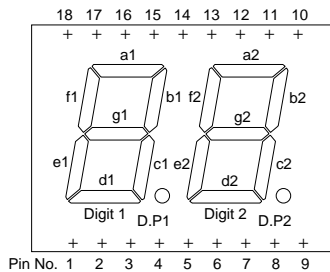
**●Dimensions (Unit : mm)**



**●Selection guide**

Common	Emitting color			
	Red	Orange	Yellow	Green
Anode	LBP-602VA2	LBP-602DA2	LBP-602YA2	LBP-602MA2
Cathode	LBP-602VK2	LBP-602DK2	LBP-602YK2	LBP-602MK2

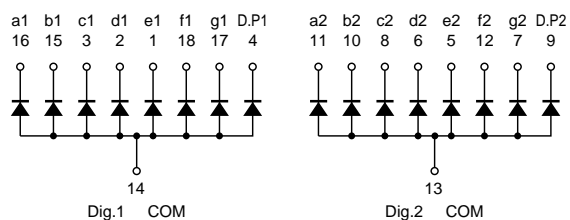
**●Pin assignments**



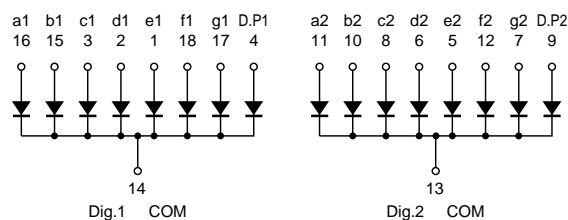
Pin No.	Function	Pin No.	Function
1	Segment "e1"	10	Segment "b2"
2	Segment "d1"	11	Segment "a2"
3	Segment "c1"	12	Segment "f2"
4	D.P1	13	Digit 2 Common
5	Segment "e2"	14	Digit 1 Common
6	Segment "d2"	15	Segment "b1"
7	Segment "g2"	16	Segment "a1"
8	Segment "c2"	17	Segment "g1"
9	D.P2	18	Segment "f1"

LED displays

●Equivalent circuit (anode common)



(cathode common)



●Absolute maximum ratings (Ta=25°C)

Parameter	Symbol	Red	Orange	Yellow	Green	Unit
		LBP-602VA2 / VK2	LBP-602DA2 / DK2	LB-602YA2 / YK2	LBP-602MA2 / MK2	
Power dissipation	P <sub>D</sub>	896	896	896	896	mW
Power dissipation	P <sub>D</sub> / seg	56	56	56	56	mW
Forward current	I <sub>F</sub>	20	20	20	20	mA
Peak forward current	I <sub>FP</sub>	60 *	60 *	60 *	60 *	mA
Reverse voltage	V <sub>R</sub>	5	5	5	5	V
Operating temperature	Topr	-25 to +75				°C
Storage temperature	Tstg	-30 to +85				°C

\* Pulse width 1ms Duty 1 / 5

●Electrical characteristics (Ta=25°C)

Parameter	Symbol	Conditions	Red		Orange		Yellow		Green		Unit
			Typ.	Max.	Typ.	Max.	Typ.	Max.	Typ.	Max.	
Forward voltage	V <sub>F</sub>	I <sub>F</sub> =10mA	1.9	2.8	1.9	2.8	1.9	2.8	1.9	2.8	V
Reverse current	I <sub>R</sub>	V <sub>R</sub> =3V	—	100	—	100	—	100	—	100	μA
Peak wavelength	λ <sub>P</sub>	I <sub>F</sub> =10mA	650	—	605 *	—	590	—	572	—	nm
Spectral line half width	Δλ	I <sub>F</sub> =10mA	20	—	20 *	—	20	—	20	—	nm

© The products are not radiations resistant.

●Luminous intensity

Color	λ <sub>P</sub> (nm)	Type	Min.	Typ.	Unit
Red	650	LBP-602VA2	14	36	mcd
		LBP-602VK2			
Orange	605	LBP-602DA2	56	250	mcd
		LBP-602DK2			
Yellow	590	LBP-602YA2	90	450	mcd
		LBP-602YK2			
Green	572	LBP-602MA2	36	100	mcd
		LBP-602MK2			

© A condition of measurement is I<sub>F</sub>=10mA.

### Notes

- No technical content pages of this document may be reproduced in any form or transmitted by any means without prior permission of ROHM CO.,LTD.
- The contents described herein are subject to change without notice. The specifications for the product described in this document are for reference only. Upon actual use, therefore, please request that specifications to be separately delivered.
- Application circuit diagrams and circuit constants contained herein are shown as examples of standard use and operation. Please pay careful attention to the peripheral conditions when designing circuits and deciding upon circuit constants in the set.
- Any data, including, but not limited to application circuit diagrams information, described herein are intended only as illustrations of such devices and not as the specifications for such devices. ROHM CO.,LTD. disclaims any warranty that any use of such devices shall be free from infringement of any third party's intellectual property rights or other proprietary rights, and further, assumes no liability of whatsoever nature in the event of any such infringement, or arising from or connected with or related to the use of such devices.
- Upon the sale of any such devices, other than for buyer's right to use such devices itself, resell or otherwise dispose of the same, no express or implied right or license to practice or commercially exploit any intellectual property rights or other proprietary rights owned or controlled by
- ROHM CO., LTD. is granted to any such buyer.
- Products listed in this document are no antiradiation design.

The products listed in this document are designed to be used with ordinary electronic equipment or devices (such as audio visual equipment, office-automation equipment, communications devices, electrical appliances and electronic toys).

Should you intend to use these products with equipment or devices which require an extremely high level of reliability and the malfunction of which would directly endanger human life (such as medical instruments, transportation equipment, aerospace machinery, nuclear-reactor controllers, fuel controllers and other safety devices), please be sure to consult with our sales representative in advance.

It is our top priority to supply products with the utmost quality and reliability. However, there is always a chance of failure due to unexpected factors. Therefore, please take into account the derating characteristics and allow for sufficient safety features, such as extra margin, anti-flammability, and fail-safe measures when designing in order to prevent possible accidents that may result in bodily harm or fire caused by component failure. ROHM cannot be held responsible for any damages arising from the use of the products under conditions out of the range of the specifications or due to non-compliance with the NOTES specified in this catalog.

Thank you for your accessing to ROHM product informations.

More detail product informations and catalogs are available, please contact your nearest sales office.

**ROHM** Customer Support System

THE AMERICAS / EUROPE / ASIA / JAPAN

[www.rohm.com](http://www.rohm.com)

Contact us : [webmaster@rohm.co.jp](mailto:webmaster@rohm.co.jp)