

**PLEASE CHECK WWW.MOLEX.COM FOR LATEST PART INFORMATION**

**Part Number:** [0513010404](#)  
**Status:** **Active**  
**Description:** CRC™ Shielded Rectangular I/O Plug Housing, For Plug Assembly, Female Terminal, Power, 4 Circuits, Polarization Type D, Polarization Position B-2

**Documents:**

[Drawing \(PDF\)](#) [Product Specification PS-51300-005 \(PDF\)](#)  
[Product Specification PS-51300-004 \(PDF\)](#) [RoHS Certificate of Compliance \(PDF\)](#)

**Agency Certification**

CSA	LR19980
TUV	R72081037
UL	E29179

**General**

Product Family	I/O Connectors
Series	<a href="#">51301</a>
Application	Wire-to-Wire
Component Type	Housing
Product Name	CRC™
Type	N/A

**Physical**

Breakaway	No
Circuits (Loaded)	4
Circuits (maximum)	4
Color - Resin	Black
Flammability	94V-0
Gender	Female
Keying to Mating Part	Yes
Lock to Mating Part	Yes
Material - Plating Mating	n/a
Material - Resin	Polyester
Number of Rows	2
Orientation	Vertical
Packaging Type	Tray
Panel Mount	No
Pitch - Mating Interface (in)	0.189 In, 0.228 In
Pitch - Mating Interface (mm)	4.80 mm, 5.80 mm
Polarized to Mating Part	Yes
Temperature Range - Operating	-40°C to +105°C
Termination Interface: Style	N/A

**Electrical**

Current - Maximum per Contact	15A
Voltage - Maximum	250V

**Material Info**

**Reference - Drawing Numbers**

Product Specification	PS-51300-004, PS-51300-005
Sales Drawing	SD-51301-002



**EU RoHS**

**ELV and RoHS Compliant**  
**REACH SVHC Contains SVHC: No**  
**Halogen-Free Status**  
**Not Reviewed**

**China RoHS**



**Need more information on product environmental compliance?**

Email [productcompliance@molex.com](mailto:productcompliance@molex.com)  
 For a multiple part number RoHS Certificate of Compliance, [click here](#)

Please visit the [Contact Us](#) section for any non-product compliance questions.

**Search Parts in this Series**

[51301Series](#)

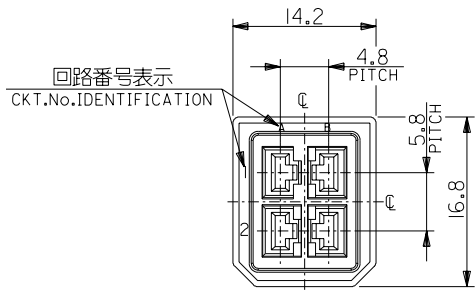
**Mates With**

[55890](#) receptacle housing

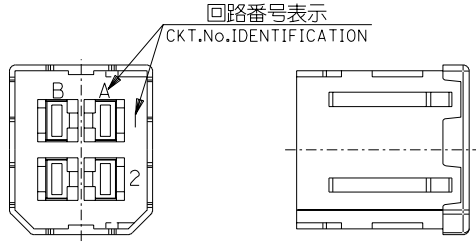
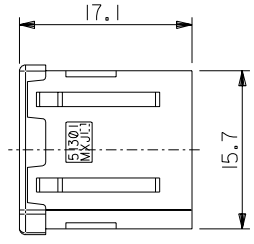
**Use With**

[56380-1200](#) shell body, [56381-1200](#) shell cover, [56194](#) female terminal

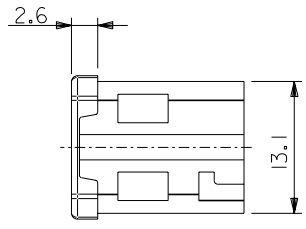
DWG. NO. SD-51301-002



嵌合側  
MATING SIDE



電線挿入側  
WIRE SIDE



注記  
NOTES

- 材質  
MATERIAL  
ガラス入りPBT樹脂 UL94V-0 色:黒  
HOUSING : PBT G.F. UL94V-0 COLOR : BLACK
- 適用端子 : 56194-9\*85  
APPLECABLE CRIMP SOCKET : 56194-9\*85
- 適用シエルボディ : 56380-1200  
APPLECABLE SHELL BODY : 56380-1200
- 適用シエルカバー : 56381-1200  
APPLECABLE SHELL COVER : 56381-1200
- 嵌合相手 : 55890-041\*  
MEET WITH : 55890-041\*

<誤嵌合防止キー(極性)タイプ>  
<POLARITY KEY TYPE>

51301-0401	51301-0402	51301-0403	51301-0404
A TYPE (CKT No. A-1)	B TYPE (CKT No. A-2)	C TYPE (CKT No. B-1)	D TYPE (CKT No. B-2)

D	51301-0404	51301-040*	4
C	51301-0403		
B	51301-0402		
A	51301-0401		
POLARITY TYPE	MATERIAL No.	MODEL No.	CIRCUIT

DO NOT SCALE DRAWING

EC NO. DRWN: CHK: APPR:	EC NO. DRWN: CHK: APPR:	EC NO. DRWN: CHK: APPR:	REVISED 02/04/15 EC NO. J2002-2601 DRWN: S.AKIYAMA CHK: J.MIYAZAWA APPR: YO.ITO	REVISED 01/10/12 EC NO. J2002-0854 DRWN: S.AKIYAMA CHK: J.MIYAZAWA APPR: YO.ITO	MATERIAL 材料 # 注記参照 SEE NOTES	GENERAL TOLERANCES: (UNLESS SPECIFIED) 一般公差	SCALE 2-1	DESIGN UNITS <input checked="" type="checkbox"/> mm <input type="checkbox"/> INCH	THIRD ANGLE PROJECTION	DIMENSIONS: <input type="checkbox"/> mm <input type="checkbox"/> INCH <input checked="" type="checkbox"/> mm ONLY	SHT 4	REV REVISE ON CAD ONLY		
			A	0	WIRE RANGE 適用電線範囲 #	10 UNDER 未満 ±0.2	10 OVER 30 UNDER 未満 ±0.25	30 OVER 以上 ±0.3	ANGLE 角度 ±3°	DRAWN BY & DATE S. Akiyama 01/10/11	TITLE: COMPACT ROBOT CONN. POWER PLUG SOCKET HS'G			
					INS. RANGE 被覆外径 #					CHECKED BY & DATE J. Morawo	MOLEX INCORPORATED			
										APPROVED BY & DATE Y. Ito	CAD FILENAME 51301002.S01	MATERIAL NO. SEE CHART	DRAWING NO. SD-51301-002	SHEET NO. 1 OF 1
THIS DRAWING CONTAINS INFORMATION THAT IS PROPRIETARY TO MOLEX INCORPORATED AND SHOULD NOT BE USED WITHOUT WRITTEN PERMISSION.											SIZE B			