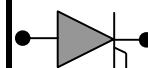


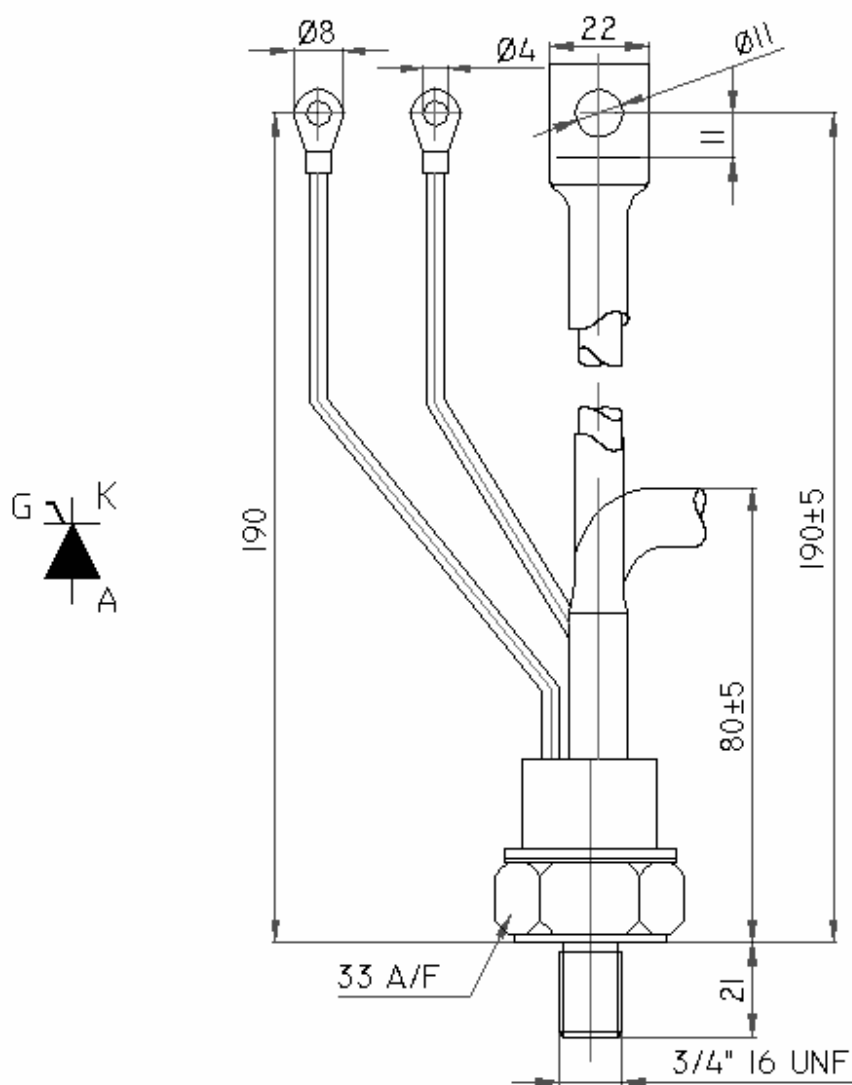
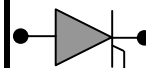
# PHASE CONTROL THYRISTOR H285TBXX



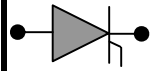
Symbol	Characteristics	Conditions	$T_J$ ( $^{\circ}\text{C}$ )	Value	Unit
<b>BLOCKING PARAMETERS</b>					
$V_{RRM}$	Repetitive peak reverse voltage		125	200-600	V
$V_{DRM}$	Repetitive peak off-stage voltage		125	200-600	V
$I_{RRM}$	Repetitive peak reverse current	$V = V_{RRM}$	125	50	mA
$I_{DRM}$	Repetitive peak off-state current	$V = V_{RRM}$	125	50	mA
<b>CONDUCTING PARAMETERS</b>					
$I_{F(AV)}$	Average on-state current	180 sine, 50Hz, $T_C = 82^{\circ}\text{C}$		285	A
$I_{RMS}$	RMS on-state current			450	A
$I_{TSM}$	Surge on-state current	Sine wave, 10mS without reverse voltage	125	6.50	kA
$I^2t$	$I^2t$			211	$\text{kA}^2\text{S}$
$V_T$	Peak on-state voltage drop	On-state current = 1 kA	125	1.70	V
$V_0$	Threshold voltage		125	0.80	V
$R_0$	On-state slope resistance		125	0.75	$\text{m}\Omega$
<b>TRIGGERING PARAMETERS</b>					
$I_{GT}$	Gate trigger current	$V_D = 5V$	25	200	mA
$V_{GT}$	Gate trigger voltage		25	2.00	V
$I_L$	Latching Current	$V_D = 5V$	25	600	mA
$P_{G-PEAK}$	Maximum Peak Gate Power	Pulse width 100 $\mu\text{Sec}$		130	W
di/dt	Repetitive rate of rise of current			150	$\text{A}/\mu\text{Sec}$
$V_{FGM}$	Maximum forward gate voltage			12	V
$I_{FGM}$	Maximum forward gate current			30	A
<b>THERMAL &amp; MECHANICAL PARAMETERS</b>					
$R_{TH(J-C)}$	Thermal impedance, 180 conduction, Sine	Junction to case		0.113	$^{\circ}\text{C}/\text{W}$
$R_{TH(C-HK)}$	Thermal impedance	Case to heatsink		0.04	$^{\circ}\text{C}/\text{W}$
$T_J$	Maximum Permissible junction temperature			125	$^{\circ}\text{C}$
$T_{STG}$	Storage temperature range			-40 - 125	$^{\circ}\text{C}$
F	Mounting Torque			26	NM
W	Weight			320	gms



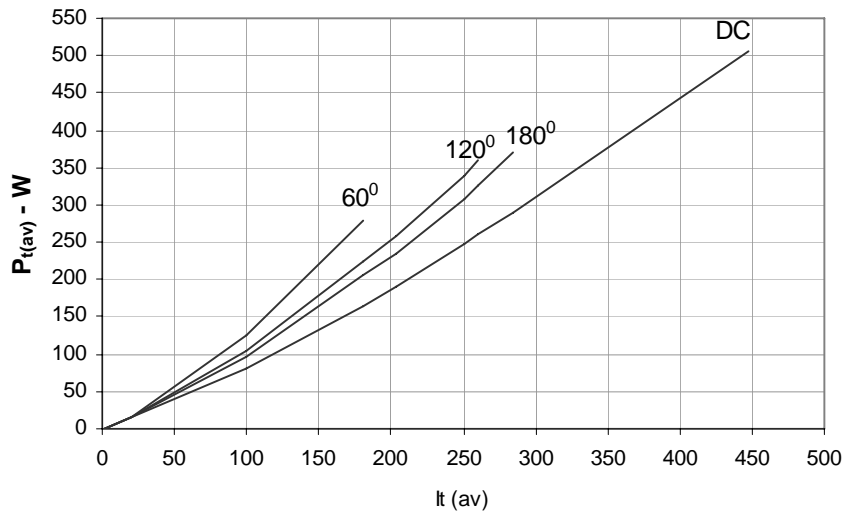
# PHASE CONTROL THYRISTOR H285TBXX



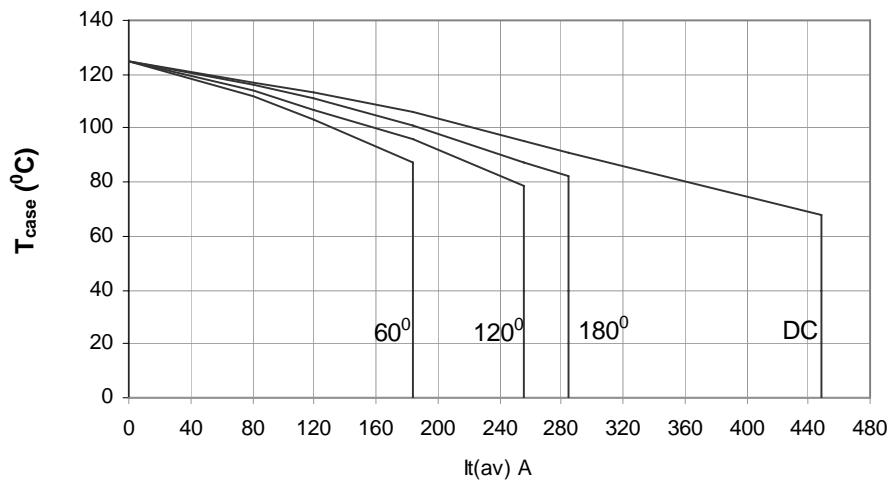
All dimensions in mm

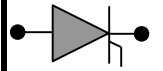


## On State Power Loss

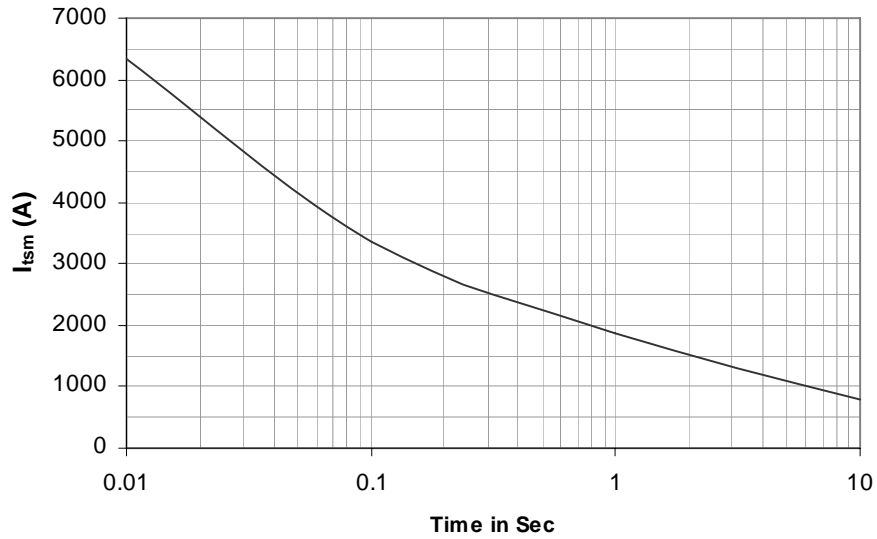


## Maximum Permissible Case Temp

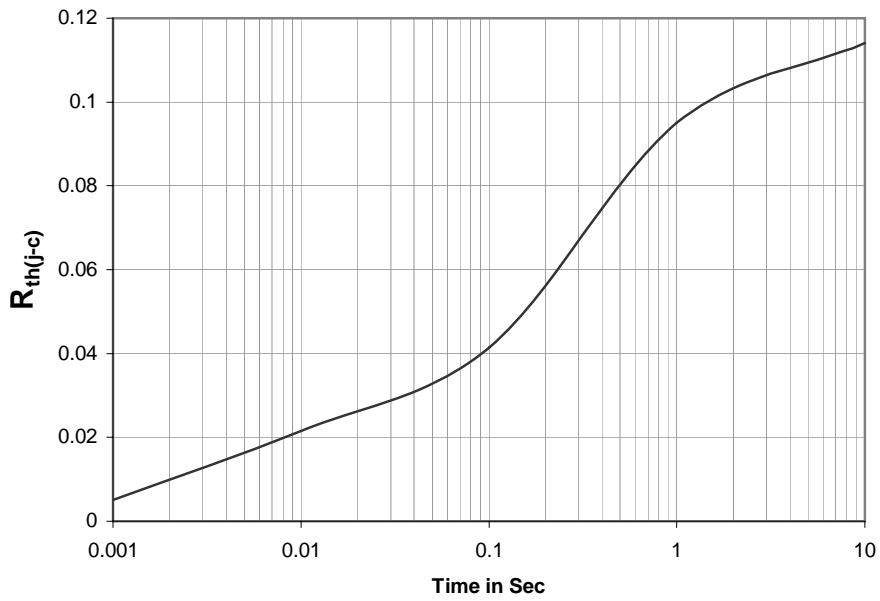


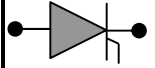


Max non repetitive Surge Current

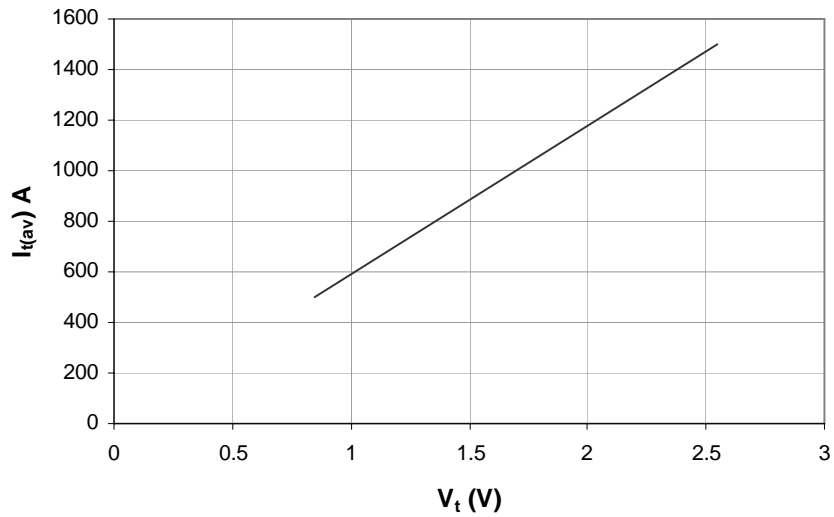


Transient Thermal Impedance Junction to Case

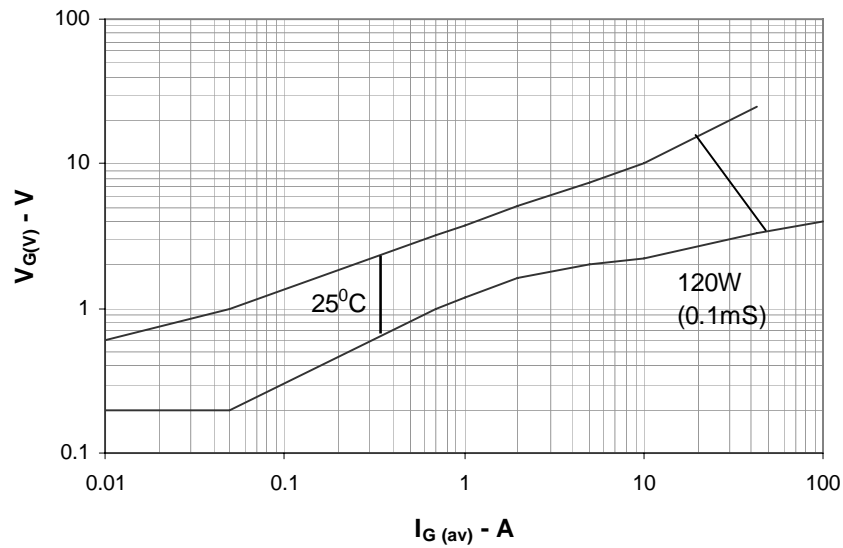




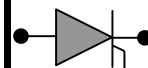
## On State Characteristics



## Gate Trigger Characteristics



## PHASE CONTROL THYRISTOR H285TBXX



### Ordering Information: -

H	285	TB	XX
Hirect make Thyristor	$I_{F(AV)} = 285A$	TB - with a Pigtail	$V_{RRM} = XX * 100$ e.g. $6 * 100 = 600V$

Hind Rectifiers Ltd reserves the right to change the specifications without notice.

This datasheet specifies technical information for semiconductor devices but promises no characteristics. No warranty or guarantee expressed or implied is made regarding delivery, performance or suitability.

Hind Rectifiers Ltd  
Lake Road  
Bhandup (West)  
Mumbai – 400 078  
Tel: - +91 22 2596 8027/28/29/31  
Fax: - +91 22 2596 4114  
E-mail: - [marketing@hirect.com](mailto:marketing@hirect.com)  
Website: - [www.hirect.com](http://www.hirect.com)

June-2008



**HIND RECTIFIERS LTD**

6 of 6