



Data Sheet



Product Category: RF SAW Filter

Part Number	Package	Application	Last Modified
803-RF1415.0M-A	3.8 x 3.8 SMD	Wireless	Jan. 01, 2007

TYPE :

1415.0 MHz RF SAW Filter



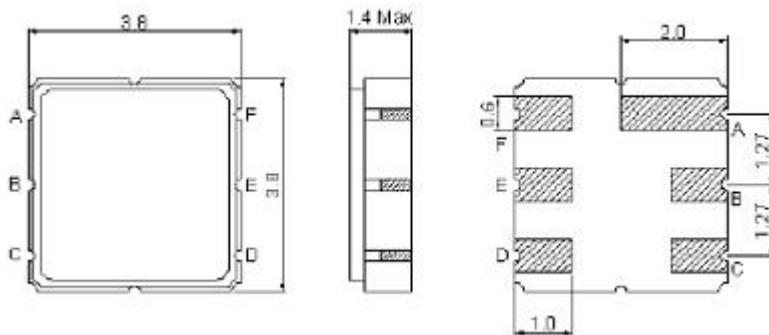
PART NUMBER :

**803-RF1415.0M-A****OPERATING CONDITIONS / ELECTRICAL CHARACTERISTICS**

PARAMETERS	Condition	Minimum	Typical	Maximum	Units
Center Frequency	-	-	1415.0	-	MHz
Insertion Loss	1395.0 ~ 1432 MHz	-	3.5	4.5	dB
DC Voltage	-	-	-	5	V
Input Power	-	-	-	13	dBm
Operating Temperature	-	0	-	50	°C
Storage Temperature	-	-40	-	+85	°C
Amplitude Ripple	1395 ~ 1432 MHz	-	1.0	2.0	dBp-p
Stopband Attenuation	DC ~ 900 MHz	50.0	60.0	-	dB
	900 ~ 960. MHz	50.0	60.0	-	
	960 ~ 1320 MHz	40.0	55.0	-	
	1500 ~ 1860MHz	30.0	45.0	-	
	1860 ~ 1910 MHz	40.0	50.0	-	
	1910 ~ 3000 MHz	30.0	35.0	-	
VSWR	1395 ~ 1432 MHz	-	2.0	2.5	-
Source Impedance	single ended*	-	50	-	ohm
Load Impedance	single ended*	-	50	-	ohm

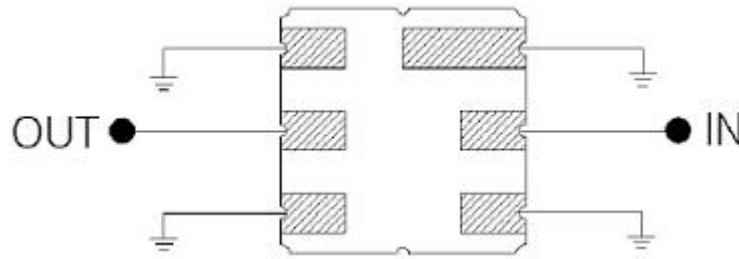
\* No Matching Network ((Ref. Testing Environment Circuit as shown)

\*\* Custom SAW RF Filters available. Contact Oscilent for assistance.

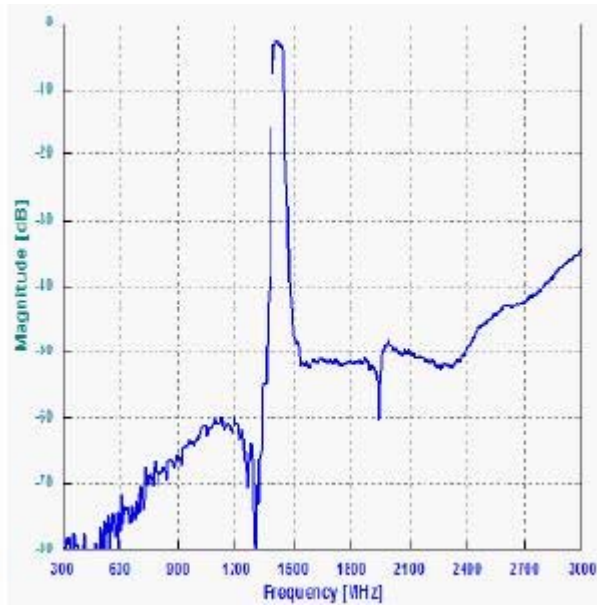
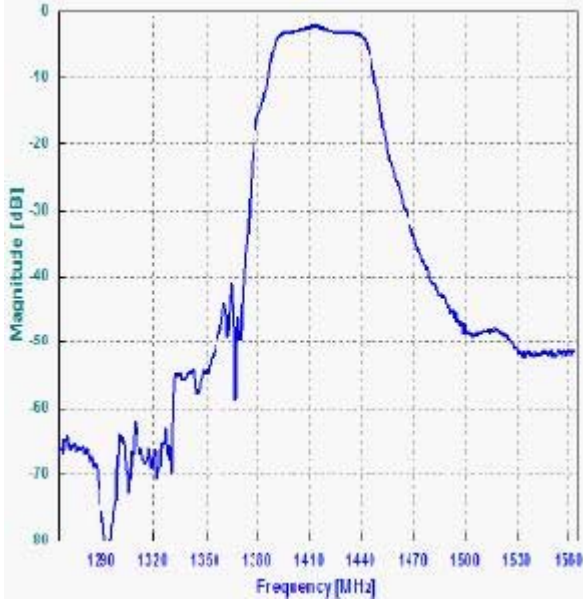
**PACKAGE DRAWING**

Pin Layout	
A	Ground
B	Input
C	Ground
D	Ground
E	Output
F	Ground

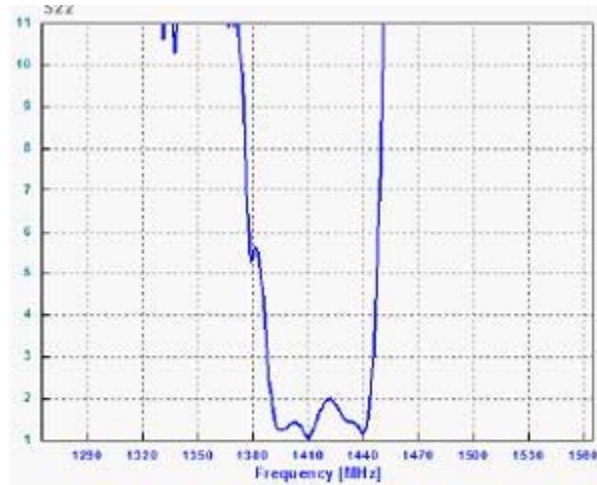
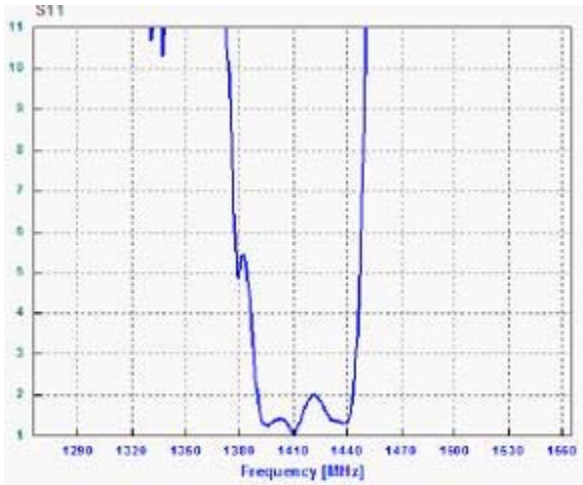
**TEST CIRCUIT**



**FREQUENCY RESPONSE**

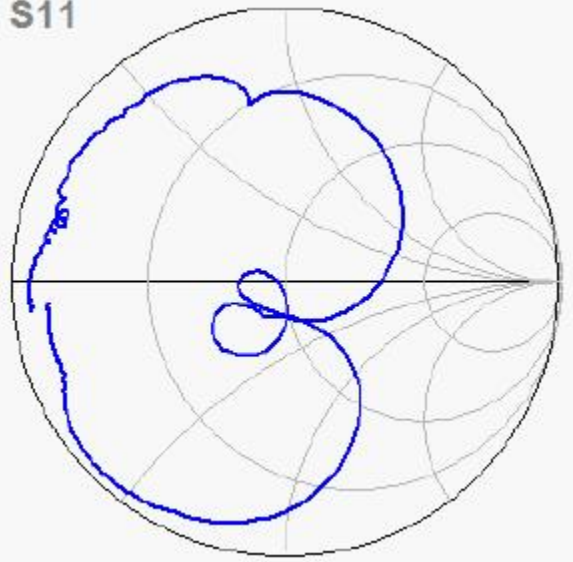


**VSWR**

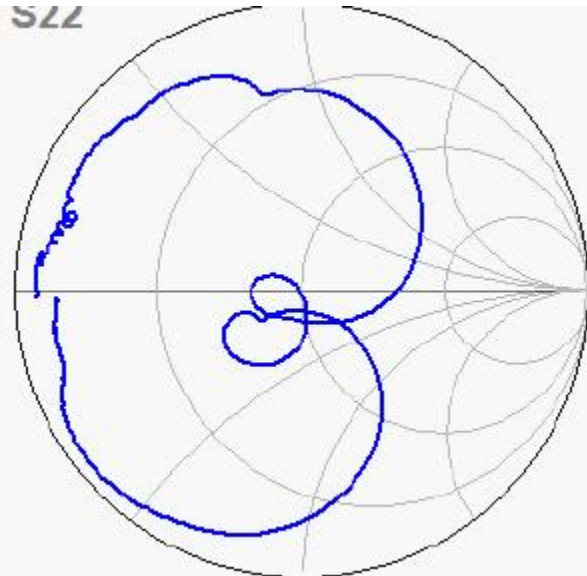


**SMITH CHART**

S11



S22



**Oscilent Corporation** - CALL **949.252.0522**  
18195 East McDermott Street . Building D . Irvine . CA 92614 . USA  
Fax: 949.252.0599 . E-Mail: [Sales@Oscilent.com](mailto:Sales@Oscilent.com)

**Part No.:** 803-RF1415.0M-A