

SELECTABLE FREQUENCY SYNTHESIZER

SURFACE MOUNT MODEL: FCPH243250-100

WIDE BANDWIDTH

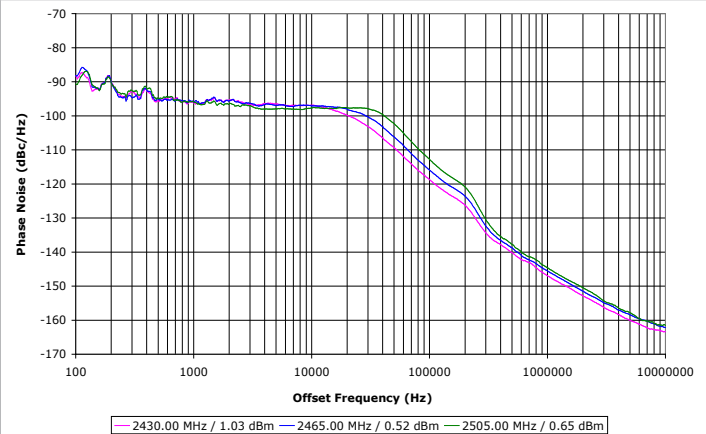
2430 - 2505 MHz

FEATURES:

- ▶ Exceptionally Low Phase Noise
- ▶ No Programming Required
- ▶ Lead Free - RoHS Compliant
- ▶ Patent Pending REL-PRO® Technology
- ▶ Small Size, Surface Mount
- ▶ Buffered Output



Phase Noise



SPECIFICATIONS (Rev. D 02/15/07)

Frequency	2430 - 2505 MHz		
Reference Input Frequency	100 MHz		
Reference Input Voltage	1.0 V p-p to 3.3 V p-p		
Bias Voltage	Vcc	V (Vdc)	I (mA Max.)
	Vcc 1 (Digital)	+5	15
	Vcc 2 (Vtune)	+5	10
	Vcc 3 (VCO)	+5	45
Output Power	-1 dBm (Min.)		
Spurious Suppression	100 dB (Typ.)		
Harmonic Suppression	30 dB (Typ.)		
Power Up Time	90 mSec (Max.)		
Output Impedance	50 Ohms (Nom.)		
Typical Phase Noise	Offset	Phase Noise	
	@ 1 kHz	-95 dBc/Hz	
	@ 10 kHz	-97 dBc/Hz	
	@ 100 kHz	-116 dBc/Hz	
Operating Temperature Range	-40 to +85 °C		

* From stable power on to stable lock detect.

Binary Frequency Selection Table

D3	D2	D1	D0	Freq. (MHz)
0	0	0	0	2430
0	0	0	1	2435
0	0	1	0	2440
0	0	1	1	2445
0	1	0	0	2450
0	1	0	1	2455
0	1	1	0	2460
0	1	1	1	2465
1	0	0	0	2470
1	0	0	1	2475
1	0	1	0	2480
1	0	1	1	2485
1	1	0	0	2490
1	1	0	1	2495
1	1	1	0	2500
1	1	1	1	2505

-- Reserved for future use.
 * Voltage levels: 0V or gnd. / +5V or open.

Absolute Maximum Ratings

Storage Temp. Range	-55 to +125 °C
Bias Voltage (Digital)	+5.25 V
Bias Voltage (Tune)	+15 V
Bias Voltage (VCO)	+5.5 V
DC Voltage Applied to RF Out	± 25 V

This product is manufactured under one or more of the following patents: Approved: 5,160,810; 5,122,621; 5,390,349; 5,416,449; 5,650,754; 5,605,431; 6,525,623; 6,850,575; 7,088,189; 7,180,381; 7,196,591; 7,262,670; 7,265,642; 7,292,113
 Pending: 60/493075; 60/501371 & 60/501790; 60/527957 & 60/528670; 60/563481; 60/564173; 60/589090; 60/601823; 60/605791; EV31369834; 11/259766; 60/622485 & 60/710310; 10/937525/60/736901; 60/732787

Copyright © 2008 Synergy Microwave Corporation
 201 McLean Boulevard • Paterson, New Jersey 07504 • Tel: (973) 881-8800 • Fax: (973) 881-8361
 E-Mail: sales@synergymw.com • World Wide Web: http://www.synergymw.com



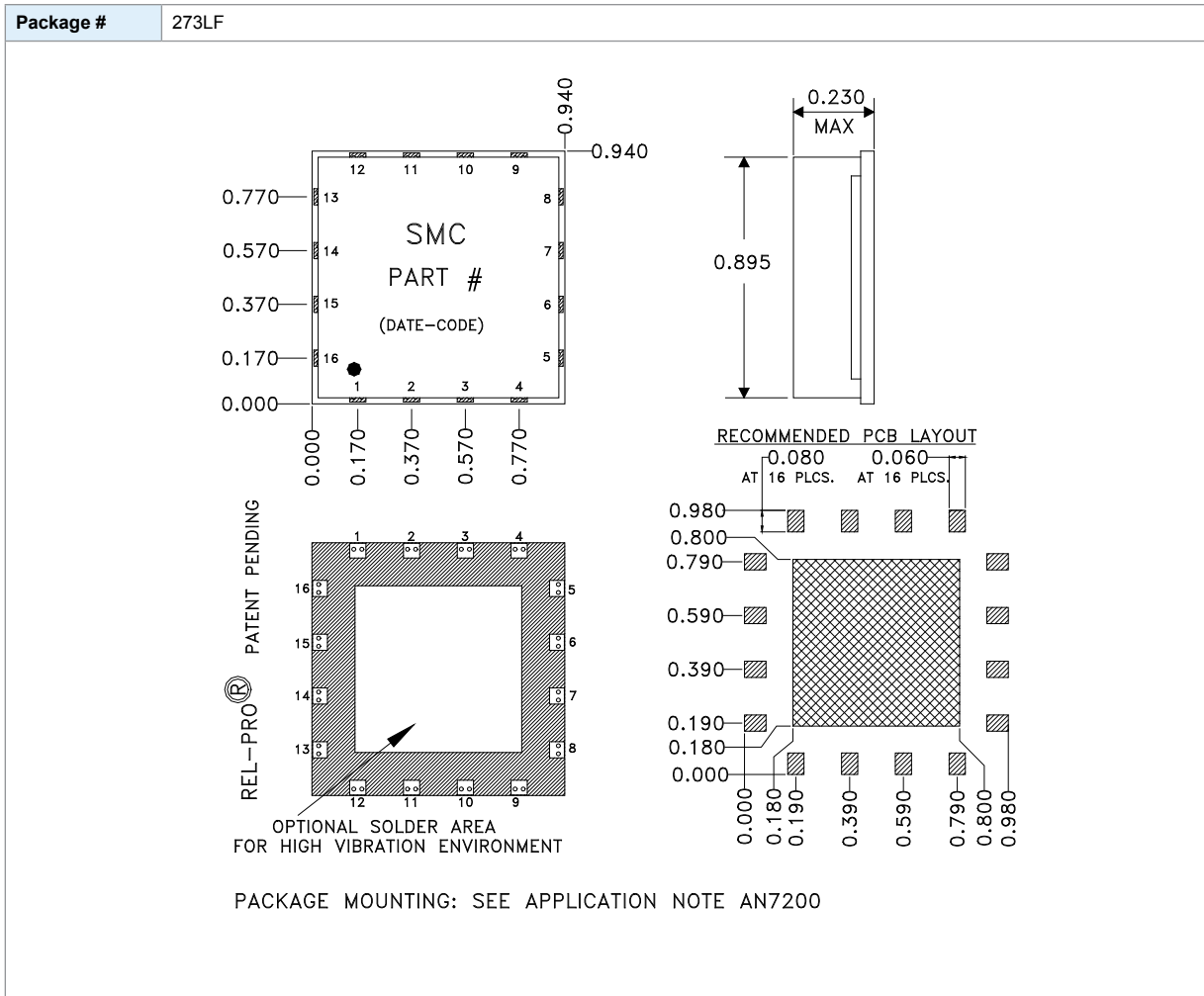
SELECTABLE FREQUENCY SYNTHESIZER

SURFACE MOUNT MODEL: FCPH243250-100

WIDE BANDWIDTH

2430 - 2505 MHz

PERFORMANCE PLOTS



Port Configuration		
PIN 1 - RESET (ACTIVE LOW)	PIN 7 - VCC 1	PIN 10, 11, 12 - GROUND
PIN 2 - D0	PIN 8 - VCC 2	
PIN 3 - D1	PIN 9 - VCC 3	NC - NO CONNECTION
PIN 4 - D2	PIN 13 - RF OUT	*HIGH WHEN LOCKED
PIN 5 - D3	PIN 14 - LOCK DETECT *	(SOURCE/SINK 500 UA)
PIN 6 - REF. IN	PIN 15, 16 - NC	

This product is manufactured under one or more of the following patents: Approved: 5,160,810; 5,122,621; 5,390,349; 5,416,449; 5,650,754; 5,605,431; 6,525,623; 6,850,575; 7,088,189; 7,180,381; 7,196,591; 7,262,670; 7,265,642; 7,292,113
 Pending: 60/493075; 60/501371 & 60/501790; 60/527957 & 60/528670; 60/563481; 60/564173; 60/589090; 60/601823; 60/605791; EV31369834;
 11/259766; 60/622485 & 60/710310; 10/937525/60/736901; 60/732787

Copyright © 2008 Synergy Microwave Corporation
 201 McLean Boulevard • Paterson, New Jersey 07504 • Tel: (973) 881-8800 • Fax: (973) 881-8361
 E-Mail: sales@synergymw.com • World Wide Web: http://www.synergymw.com



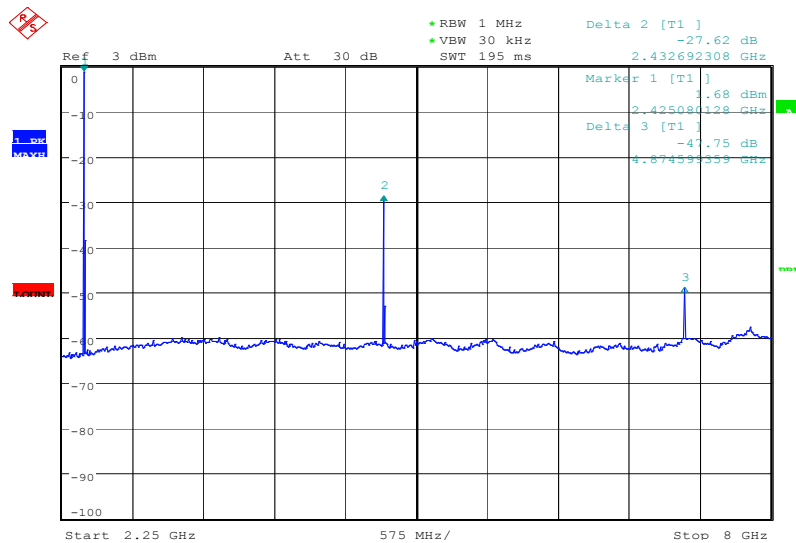
SELECTABLE FREQUENCY SYNTHESIZER SURFACE MOUNT MODEL: FCPH243250-100

WIDE BANDWIDTH

2430 - 2505 MHz

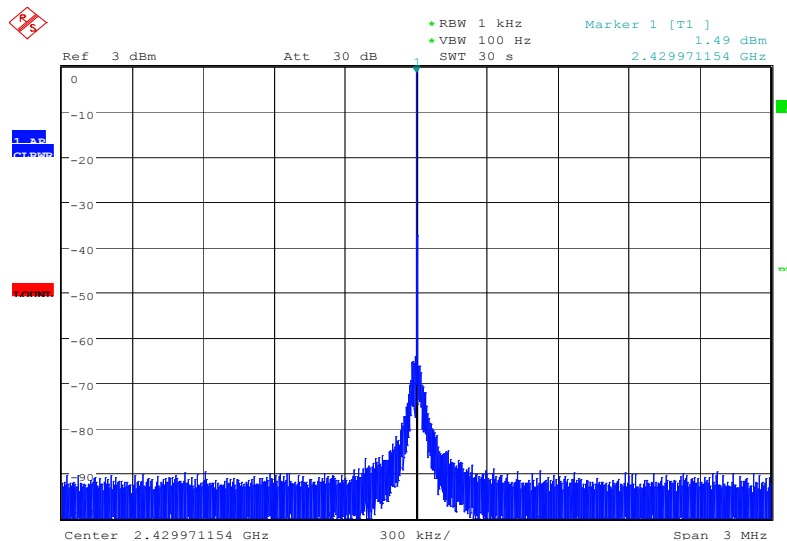
PERFORMANCE PLOTS

HARMONIC SUPPRESSION



Date: 29.JAN.2007 21:21:23

REFERENCE SIDEBAND SUPPRESSION



Date: 29.JAN.2007 20:52:45

This product is manufactured under one or more of the following patents: Approved: 5,160,810; 5,122,621; 5,390,349; 5,416,449; 5,650,754; 5,605,431; 6,525,623; 6,850,575; 7,088,189; 7,180,381; 7,196,591; 7,262,670; 7,265,642; 7,292,113
Pending: 60/493075; 60/501371 & 60/501790; 60/527957 & 60/528670; 60/563481; 60/564173; 60/589090; 60/601823; 60/605791; EV31369834; 11/259766; 60/622485 & 60/710310; 10/937525/60/736901; 60/732787

Copyright © 2008 Synergy Microwave Corporation
201 McLean Boulevard • Paterson, New Jersey 07504 • Tel: (973) 881-8800 • Fax: (973) 881-8361
E-Mail: sales@synergymw.com • World Wide Web: http://www.synergymw.com

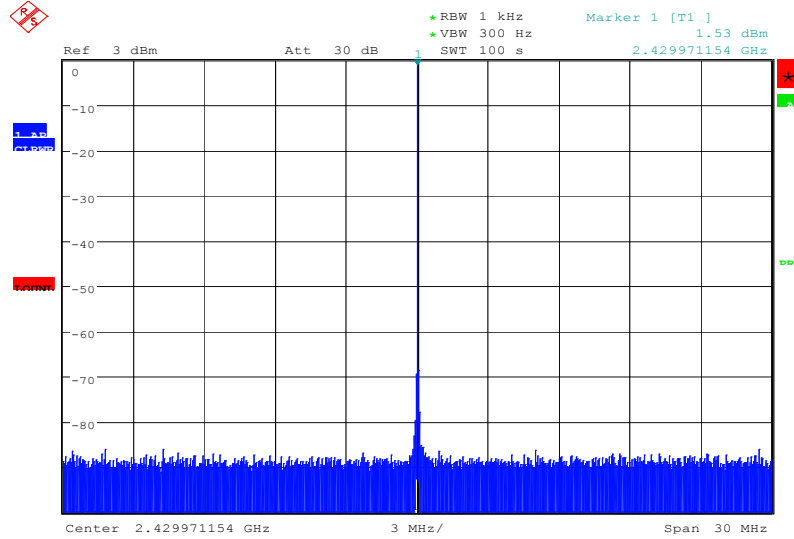


SELECTABLE FREQUENCY SYNTHESIZER SURFACE MOUNT MODEL: FCPH243250-100

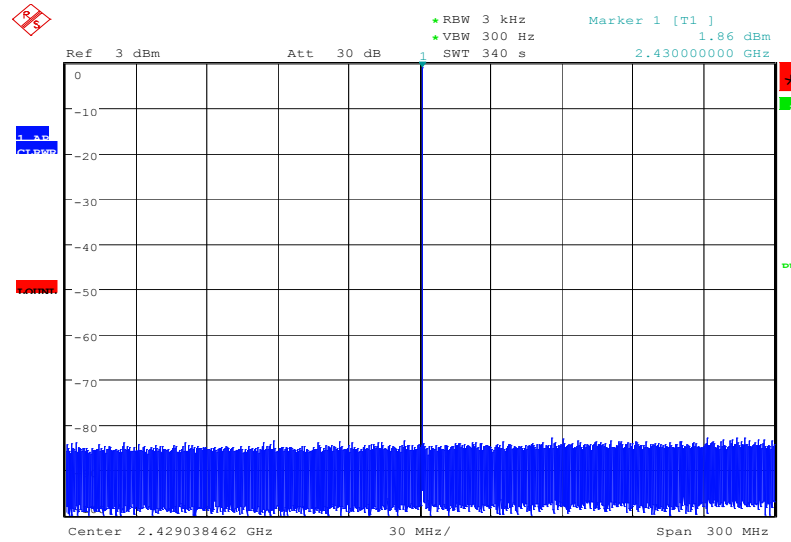
WIDE BANDWIDTH

2430 - 2505 MHz

REFERENCE SIDEBAND SUPPRESSION



Date: 29.JAN.2007 20:32:07



Date: 29.JAN.2007 20:16:26

PERFORMANCE PLOTS

This product is manufactured under one or more of the following patents: Approved: 5,160,810; 5,122,621; 5,390,349; 5,416,449; 5,650,754; 5,605,431; 6,525,623; 6,850,575; 7,088,189; 7,180,381; 7,196,591; 7,262,670; 7,265,642; 7,292,113
Pending: 60/493075; 60/501371 & 60/501790; 60/527957 & 60/528670; 60/563481; 60/564173; 60/589090; 60/601823; 60/605791; EV31369834; 11/259766; 60/622485 & 60/710310; 10/937525/60/736901; 60/732787

Copyright © 2008 Synergy Microwave Corporation
201 McLean Boulevard • Paterson, New Jersey 07504 • Tel: (973) 881-8800 • Fax: (973) 881-8361
E-Mail: sales@synergymw.com • World Wide Web: http://www.synergymw.com

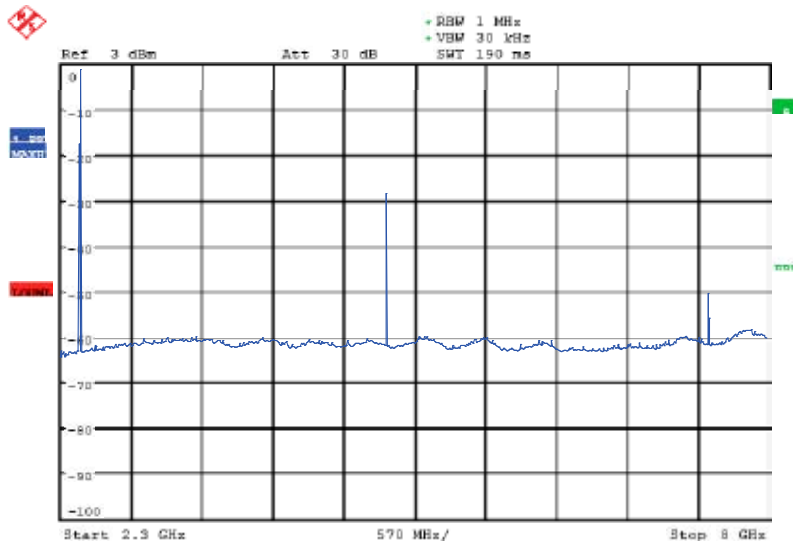


SELECTABLE FREQUENCY SYNTHESIZER SURFACE MOUNT MODEL: FCPH243250-100

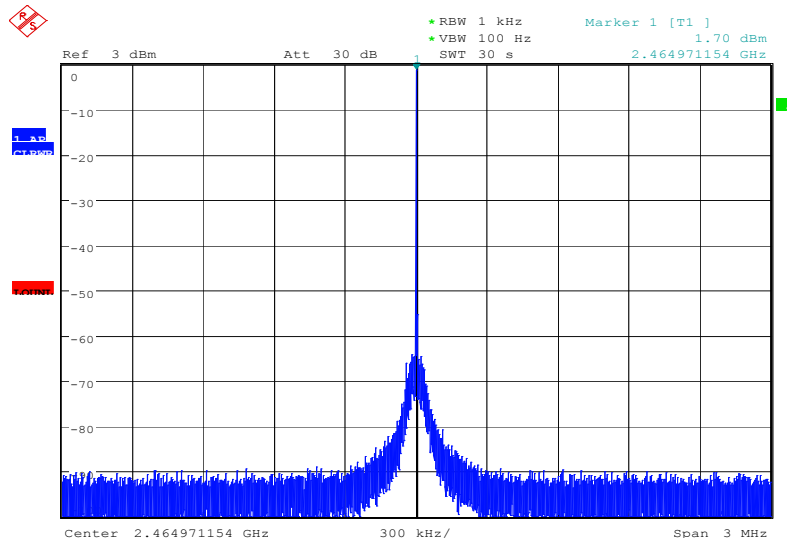
WIDE BANDWIDTH

2430 - 2505 MHz

HARMONIC SUPPRESSION



REFERENCE SIDEBAND SUPPRESSION



Date: 29.JAN.2007 20:49:54

PERFORMANCE PLOTS

This product is manufactured under one or more of the following patents: Approved: 5,160,810; 5,122,621; 5,390,349; 5,416,449; 5,650,754; 5,605,431; 6,525,623; 6,850,575; 7,088,189; 7,180,381; 7,196,591; 7,262,670; 7,265,642; 7,292,113
Pending: 60/493075; 60/501371 & 60/501790; 60/527957 & 60/528670; 60/563481; 60/564173; 60/589090; 60/601823; 60/605791; EV31369834; 11/259766; 60/622485 & 60/710310; 10/937525/60/736901; 60/732787

Copyright © 2008 Synergy Microwave Corporation
201 McLean Boulevard • Paterson, New Jersey 07504 • Tel: (973) 881-8800 • Fax: (973) 881-8361
E-Mail: sales@synergymw.com • World Wide Web: http://www.synergymw.com

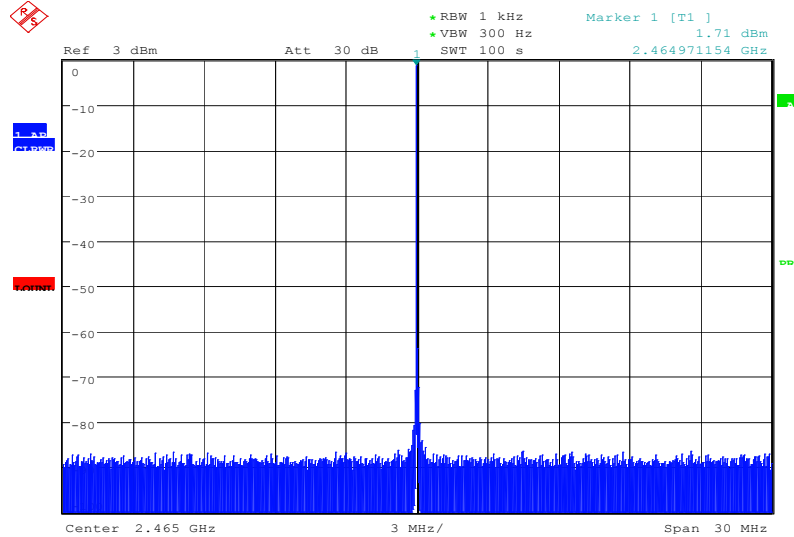


SELECTABLE FREQUENCY SYNTHESIZER SURFACE MOUNT MODEL: FCPH243250-100

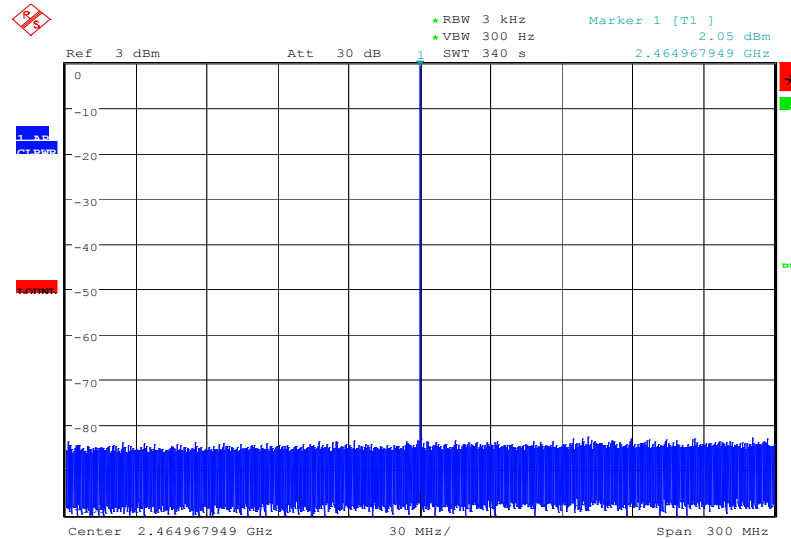
WIDE BANDWIDTH

2430 - 2505 MHz

REFERENCE SIDEBAND SUPPRESSION



Date: 29.JAN.2007 20:40:41



Date: 29.JAN.2007 20:08:49

PERFORMANCE PLOTS

This product is manufactured under one or more of the following patents: Approved: 5,160,810; 5,122,621; 5,390,349; 5,416,449; 5,650,754; 5,605,431; 6,525,623; 6,850,575; 7,088,189; 7,180,381; 7,196,591; 7,262,670; 7,265,642; 7,292,113
Pending: 60/493075; 60/501371 & 60/501790; 60/527957 & 60/528670; 60/563481; 60/564173; 60/589090; 60/601823; 60/605791; EV31369834; 11/259766; 60/622485 & 60/710310; 10/937525/60/736901; 60/732787

Copyright © 2008 Synergy Microwave Corporation
201 McLean Boulevard • Paterson, New Jersey 07504 • Tel: (973) 881-8800 • Fax: (973) 881-8361
E-Mail: sales@synergymw.com • World Wide Web: http://www.synergymw.com



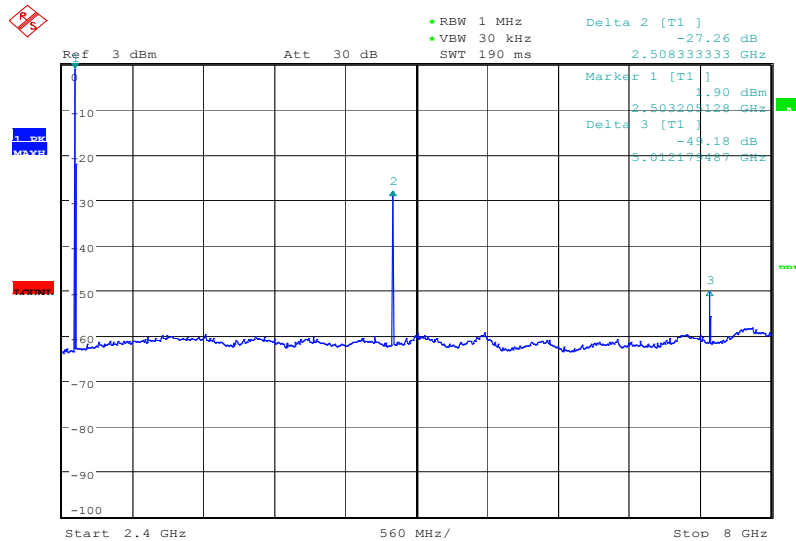
SELECTABLE FREQUENCY SYNTHESIZER SURFACE MOUNT MODEL: FCPH243250-100

WIDE BANDWIDTH

2430 - 2505 MHz

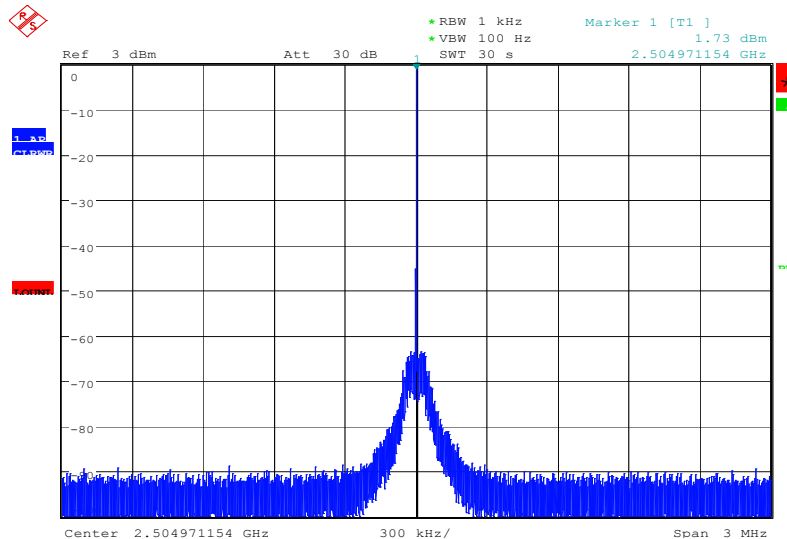
PERFORMANCE PLOTS

HARMONIC SUPPRESSION



Date: 29.JAN.2007 21:18:52

REFERENCE SIDEBAND SUPPRESSION



Date: 29.JAN.2007 20:46:51

This product is manufactured under one or more of the following patents: Approved: 5,160,810; 5,122,621; 5,390,349; 5,416,449; 5,650,754; 5,605,431; 6,525,623; 6,850,575; 7,088,189; 7,180,381; 7,196,591; 7,262,670; 7,265,642; 7,292,113
Pending: 60/493075; 60/501371 & 60/501790; 60/527957 & 60/528670; 60/563481; 60/564173; 60/589090; 60/601823; 60/605791; EV31389834; 11/259766; 60/622485 & 60/710310; 10/937525/60/736901; 60/732787

Copyright © 2008 Synergy Microwave Corporation
201 McLean Boulevard • Paterson, New Jersey 07504 • Tel: (973) 881-8800 • Fax: (973) 881-8361
E-Mail: sales@synergymw.com • World Wide Web: http://www.synergymw.com

