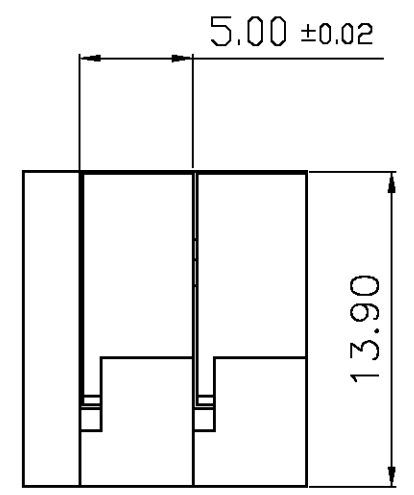
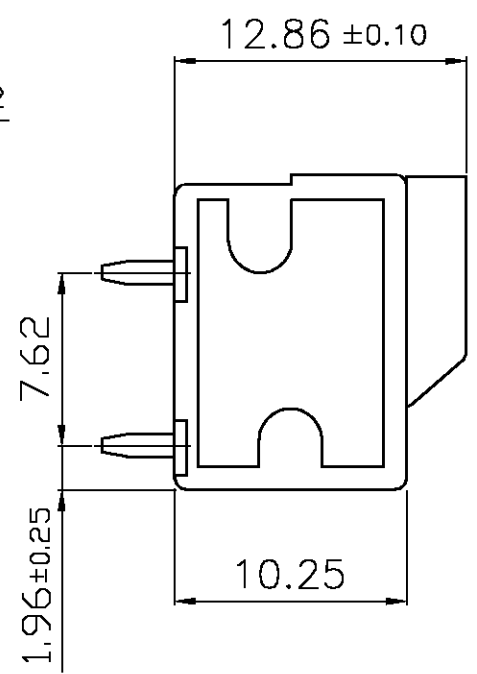
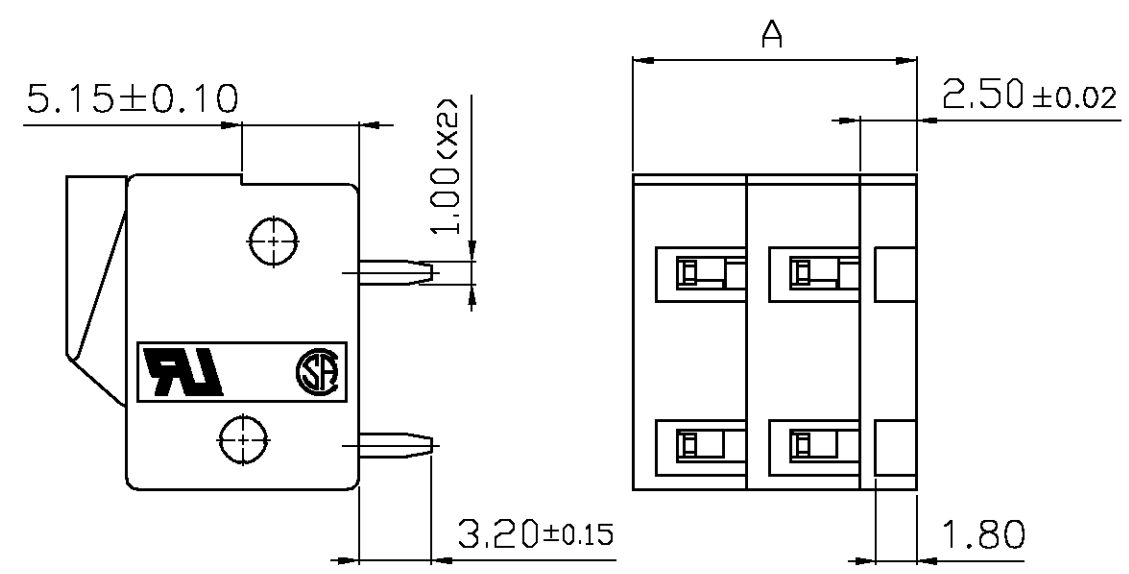
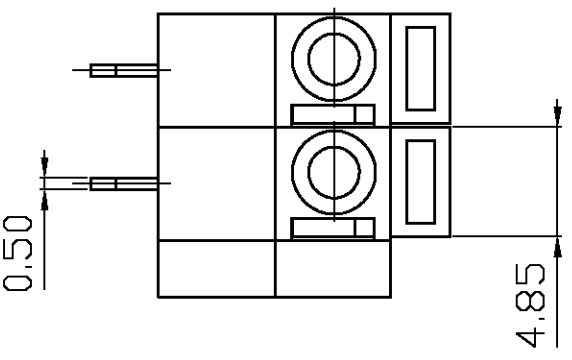


THIS DRAWING IS UNPUBLISHED. RELEASED FOR PUBLICATION
 © COPYRIGHT BY TYCO ELECTRONICS CORPORATION. ALL RIGHTS RESERVED.

LOC	DIST	REVISIONS			
P	LTR	DESCRIPTION	DATE	DWN	APVD
FT	0				
	D	REVISED PER 0G3B-0011-05	1/17/05	SS	CR

NOTES:
 1. ALL DIMENSIONS ARE IN MMS.
 2. BUCHANAN LOGO TO APPEAR ON HOUSING, LOCATION OPTIONAL WHERE SPACE PERMITS.



DIM. A	NO. OF POS.	PART NUMBER
62.50	12	1-796462-2
57.50	11	1-796462-1
52.20	10	1-796462-0
47.50	9	796462-9
42.50	8	796462-8
37.50	7	796462-7
32.50	6	796462-6
27.50	5	796462-5
22.50	4	796462-4
17.50	3	796462-3
12.50	2	796462-2

796462-2 AS SHOWN

THIS DRAWING IS A CONTROLLED DOCUMENT.		DWN E. ZANOLINI 29JAN01	BUCHANAN Tyco Electronics Corporation Harrisburg, PA 17105-3608			
DIMENSIONS: MM 		CHK E. ZANOLINI 29JAN01				
TOLERANCES UNLESS OTHERWISE SPECIFIED: 0 PLC ± - 1 PLC ± 0.3 2 PLC ± 0.25 3 PLC ± - 4 PLC ± - ANGLES ± - MATERIAL - FINISH -		APVD D. BIEVENOUR 29JAN01	NAME BOARD MT. SCREWLESS 5.0mm SIDE WIRE ENTRY TERMINAL BLOCK 5.0mm PITCH (LT)			
		PRODUCT SPEC -	SIZE A3	CAGE CODE 00779	DRAWING NO C-796462	RESTRICTED TO -
		APPLICATION SPEC -	SCALE 3:1		SHEET 1 OF 2	REV D
		WEIGHT -	CUSTOMER DRAWING			

THIS DRAWING IS UNPUBLISHED. RELEASED FOR PUBLICATION
 © COPYRIGHT BY TYCO ELECTRONICS CORPORATION. ALL RIGHTS RESERVED.

LOC	DIST	REVISIONS			
P	LTR	DESCRIPTION	DATE	DWN	APVD
FT	0	SEE SHEET 1	-	-	-

1. Application and Features:

- 1-1. This screwless terminals are suitable for both solid and flexible conductors.
- 1-2. A spring made of stainless strip steel guarantees for permanent and safe contact.
- 1-3. The type is operated by pushing a screwdriver on the level. This lever is fully integrated into the body.
- 1-4. It is equipped with a cover for easy hand adjustment.

2-2. Electrical:

- 2-2-1. Current rating: 10 Amp 300VAC.
- 2-2-2. Dielectric withstanding voltage: 2000VAC (min).
- 2-2-3. Insulation resistance: 500MΩ more at 500VAC.
- 2-2-4. Wire Range: 14-22AWG.

2. Technical Data:

2-1. Material:

- 2-1-1. HOUSING: NYLON FR15, (Without Glass), UL 94 V-0 (Green).
- 2-1-2. Contact: Brass(Cu Zn) Ni,Tin plated.
first 50u" (min) Ni plated over all.
last 120u" (min) Tin plated over all.
- 2-1-3. Metal Plate: Stainless strip steel.

2-3. Mechanical:

- 2-3-1. Wire retention force: 1.2 Kg (min).
- 2-3-2. Operating temperature: -55°C to +105°C.
- 2-3-3. Solderability: 95% coverage (min).

THIS DRAWING IS A CONTROLLED DOCUMENT.		DWN E. ZANOLINI 29JAN01	Tyco Electronics Corporation Harrisburg, PA 17105-3608													
DIMENSIONS: MM		CHK E. ZANOLINI 29JAN01	NAME BOARD MT. SCREWLESS 5.0mm SIDE WIRE ENTRY TERMINAL BLOCK (LT)													
TOLERANCES UNLESS OTHERWISE SPECIFIED:		APVD D. BIEVENOUR 29JAN01	PRODUCT SPEC													
<table border="0"> <tr><td>0 PLC</td><td>± -</td></tr> <tr><td>1 PLC</td><td>± -</td></tr> <tr><td>2 PLC</td><td>± -</td></tr> <tr><td>3 PLC</td><td>± -</td></tr> <tr><td>4 PLC</td><td>± -</td></tr> <tr><td>ANGLES</td><td>± -</td></tr> </table>		0 PLC	± -	1 PLC	± -	2 PLC	± -	3 PLC	± -	4 PLC	± -	ANGLES	± -	APPLICATION SPEC		RESTRICTED TO
0 PLC	± -															
1 PLC	± -															
2 PLC	± -															
3 PLC	± -															
4 PLC	± -															
ANGLES	± -															
MATERIAL	FINISH	WEIGHT	SIZE A3	CAGE CODE 00779	DRAWING NO C-796462											
		CUSTOMER DRAWING		SCALE 1:1	SHEET 2 OF 2											