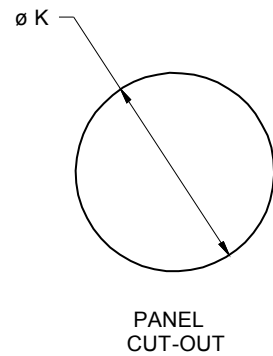
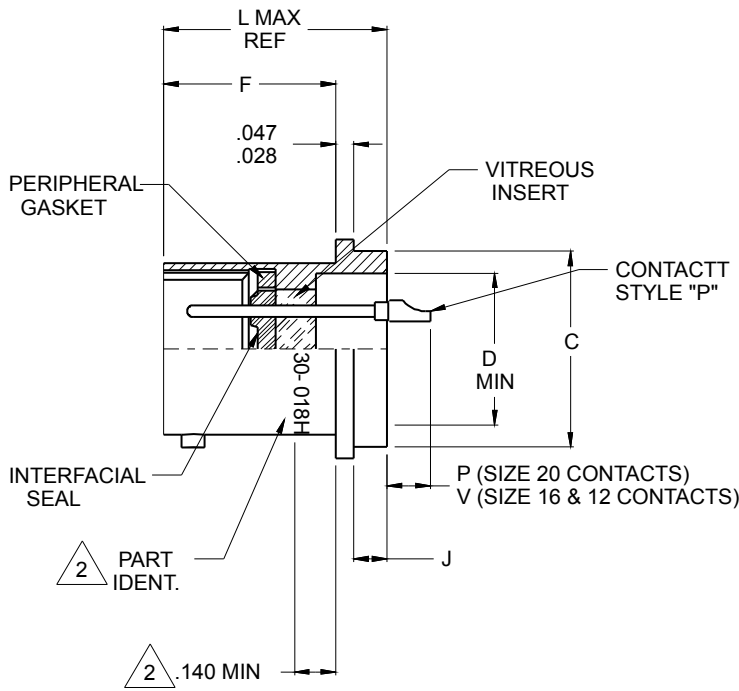
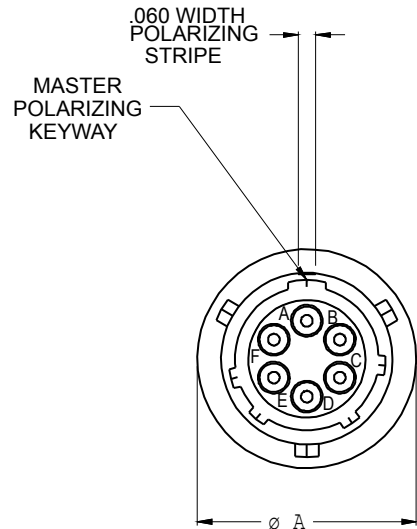
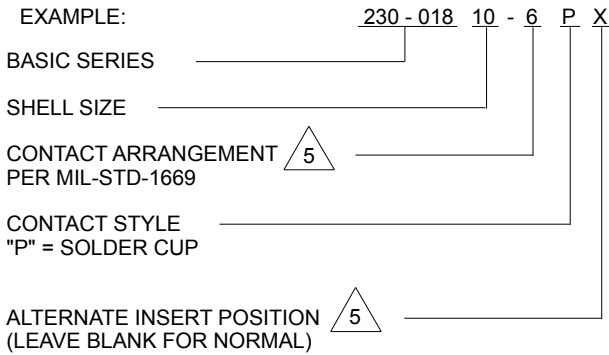


HOW TO ORDER:



230-018
Hermetic Receptacle, Solder Flange Mount
MIL-C-26482 Series II, MS3443 Type



MIL-C-26482

TABLE I: CONNECTOR DIMENSIONS

SHELL SIZE	A \varnothing ± 0.010 (0.3)	C \varnothing	D \varnothing MIN	F	J
8	.625 (15.9)	.563/.557 (14.3/14.1)	.403 (10.2)	.598/.578 (15.2/14.7)	.156/.116 (4.0/2.9)
10	.750 (19.1)	.673/.667 (17.1/16.9)	.515 (13.1)	.598/.578 (15.2/14.7)	.156/.116 (4.0/2.9)
12	.844 (21.4)	.782/.776 (19.9/19.7)	.630 (16.0)	.598/.578 (15.2/14.7)	.156/.116 (4.0/2.9)
14	.969 (24.6)	.907/.901 (23.0/22.9)	.755 (19.2)	.598/.578 (15.2/14.7)	.156/.116 (4.0/2.9)
16	1.094 (27.8)	1.032/1.026 (26.2/26.1)	.880 (22.4)	.598/.578 (15.2/14.7)	.156/.116 (4.0/2.9)
18	1.218 (30.9)	1.157/1.151 (29.4/29.2)	.980 (24.9)	.598/.578 (15.2/14.7)	.156/.116 (4.0/2.9)
20	1.312 (33.3)	1.251/1.245 (31.8/31.6)	1.105 (28.1)	.660/.640 (16.8/16.3)	.156/.116 (4.0/2.9)
22	1.438 (36.5)	1.376/1.371 (35.0/34.8)	1.230 (31.2)	.660/.640 (16.8/16.3)	.188/.148 (4.8/3.8)
24	1.564 (39.7)	1.501/1.495 (38.1/38.0)	1.385 (35.2)	.660/.640 (16.8/16.3)	.188/.148 (4.8/3.8)

TABLE I (CONTINUED): CONNECTOR DIMENSIONS

SHELL SIZE	K	L	P	V	MAX. WEIGHT (LBS)
8	.570 (14.5)	.801 (20.3)	.178/.118 (4.5/3.0)	.248/.188 (6.3/4.8)	.0310
10	.680 (17.3)	.801 (20.3)	.178/.118 (4.5/3.0)	.248/.188 (6.3/4.8)	.0340
12	.789 (20.0)	.801 (20.3)	.178/.118 (4.5/3.0)	.248/.188 (6.3/4.8)	.0400
14	.914 (23.2)	.801 (20.3)	.178/.118 (4.5/3.0)	.248/.188 (6.3/4.8)	.0510
16	1.039 (26.4)	.801 (20.3)	.178/.118 (4.5/3.0)	.248/.188 (6.3/4.8)	.0620
18	1.164 (30.0)	.801 (20.3)	.178/.118 (4.5/3.0)	.248/.188 (6.3/4.8)	.0820
20	1.258 (32.0)	.863 (21.9)	.178/.118 (4.5/3.0)	.248/.188 (6.3/4.8)	.1000
22	1.383 (35.1)	.895 (22.7)	.146/.086 (3.7/2.2)	.216/.156 (5.5/4.0)	.1150
24	1.508 (38.3)	.895 (22.7)	.146/.086 (3.7/2.2)	.216/.156 (5.5/4.0)	.2680

NOTES:

1. MATERIAL/FINISH:

SHELL - C1215 CRS / TIN PLATED
 CONTACTS - 52 NICKEL ALLOY / TIN PLATED
 BAYONETS: STAINLESS STEEL / PASSIVATED
 SEALS: SILICONE ELASTOMER
 INSULATION: GLASS, NOIBN

4. GLENAIR 230-018 WILL MATE WITH ANY QPL MIL-C-26482 SERIES 2 BAYONET COUPLING PLUG OF SAME SIZE AND INSERT POLARIZATION

5. CONSULT FACTORY AND / OR MIL-STD-1669 FOR ARRANGEMENT AND INSERT POSITION OPTIONS

2. ASSEMBLY TO BE IDENTIFIED WITH GLENAIR'S NAME, PART NUMBER AND DATE CODE SPACE PERMITTING.

3. PERFORMANCE:

HERMETICITY: $<1 \times 10^{-7}$ SCHE/SEC @ 1 ATMOSPHERE DIFFERENTIAL
 DIELECTRIC WITHSTANDING VOLTAGE: CONSULT FACTORY OR MIL-STD-1669
 INSULATION RESISTANCE: 5000 MEGOHMS MIN @ 500VDC