

# High Frequency Ceramic Solutions

**898 MHz Directional Coupler/ Low Pass Filter Combination**

**P/N 0898CF15A035**

Detail Specification: 01/09/09

Page 1 of 2

## General Specifications

<b>Part Number</b>	0898CF15A035
<b>Frequency (MHz)</b>	880 - 915
<b>Insertion Loss</b>	0.7 dB max.
<b>Return Loss</b>	14 dB min.
<b>Attenuation (min.)</b>	22 dB @ 2 x Fo
<b>Attenuation (min.)</b>	17 dB @ 3 x Fo
<b>Coupling</b>	20 ± 1 dB

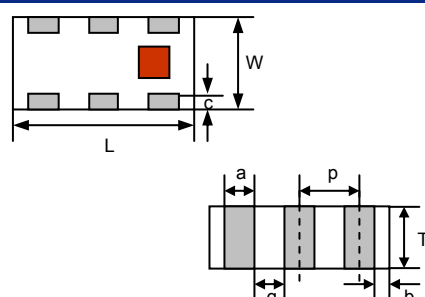
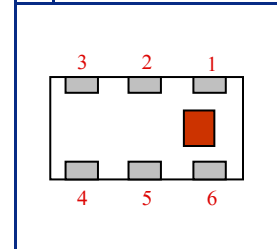
<b>Isolation</b>	25 dB min.
<b>Impedance</b>	50 Ω
<b>Power Capacity</b>	2 Watts max.
<b>Reel Quantity</b>	4,000
<b>Operating Temperature</b>	-40 to +85°C
<b>Storage Temperature</b>	+5 ~ +35°C, Humidity: 45~75%RH, 12 mos. Max

<b>P/N Suffix</b>	<b>Packaging Style</b>	Bulk	Suffix = S	Eg. 0898CF15A035S
		T & R	Suffix = E	Eg. 0898CF15A035E
	<b>Termination Style</b>	100% Tin	Suffix = None	Eg. 0898CF15A035(E or S)
		Tin / Lead	Suffix = /Pb	Eg. 0898CF15A035(E or S)/Pb

Terminal Configuration	
No.	Function
1	IN
2	GND
3	Main Out
4	Termination
5	GND
6	Coupled Out

## Mechanical Dimensions

	In	mm
<b>L</b>	0.079 ± 0.004	2.00 ± 0.10
<b>W</b>	0.049 ± 0.004	1.25 ± 0.10
<b>T</b>	0.037 ± 0.004	0.95 ± 0.10
<b>a</b>	0.012 ± 0.004	0.30 ± 0.10
<b>b</b>	0.008 ± 0.004	0.20 ± 0.10
<b>c</b>	0.012 +.004/-0.008	0.30 +0.1/-0.2
<b>g</b>	0.014 ± 0.004	0.35 ± 0.10
<b>p</b>	0.026 ± 0.002	0.65 ± 0.05

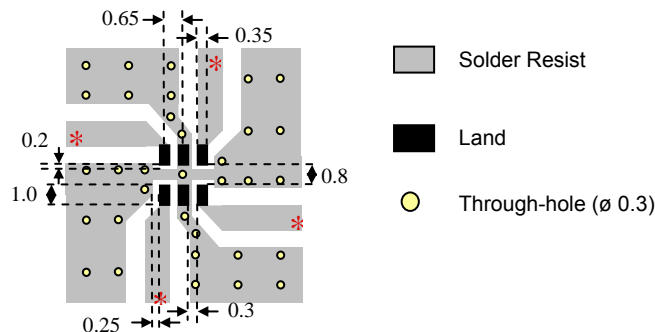



## Mounting Considerations

Mount these devices with brown mark facing up.

\* Line width should be designed to provide 50 ohm impedance, depending on PCB material and thickness

Units: mm



Johanson Technology, Inc. reserves the right to make design changes without notice.

All sales are subject to Johanson Technology, Inc. terms and conditions.



[www.johansontechnology.com](http://www.johansontechnology.com)

4001 Calle Tecate • Camarillo, CA 93012 • TEL 805.389.1166 FAX 805.389.1821

2009 Johanson Technology, Inc. All Rights Reserved

# High Frequency Ceramic Solutions

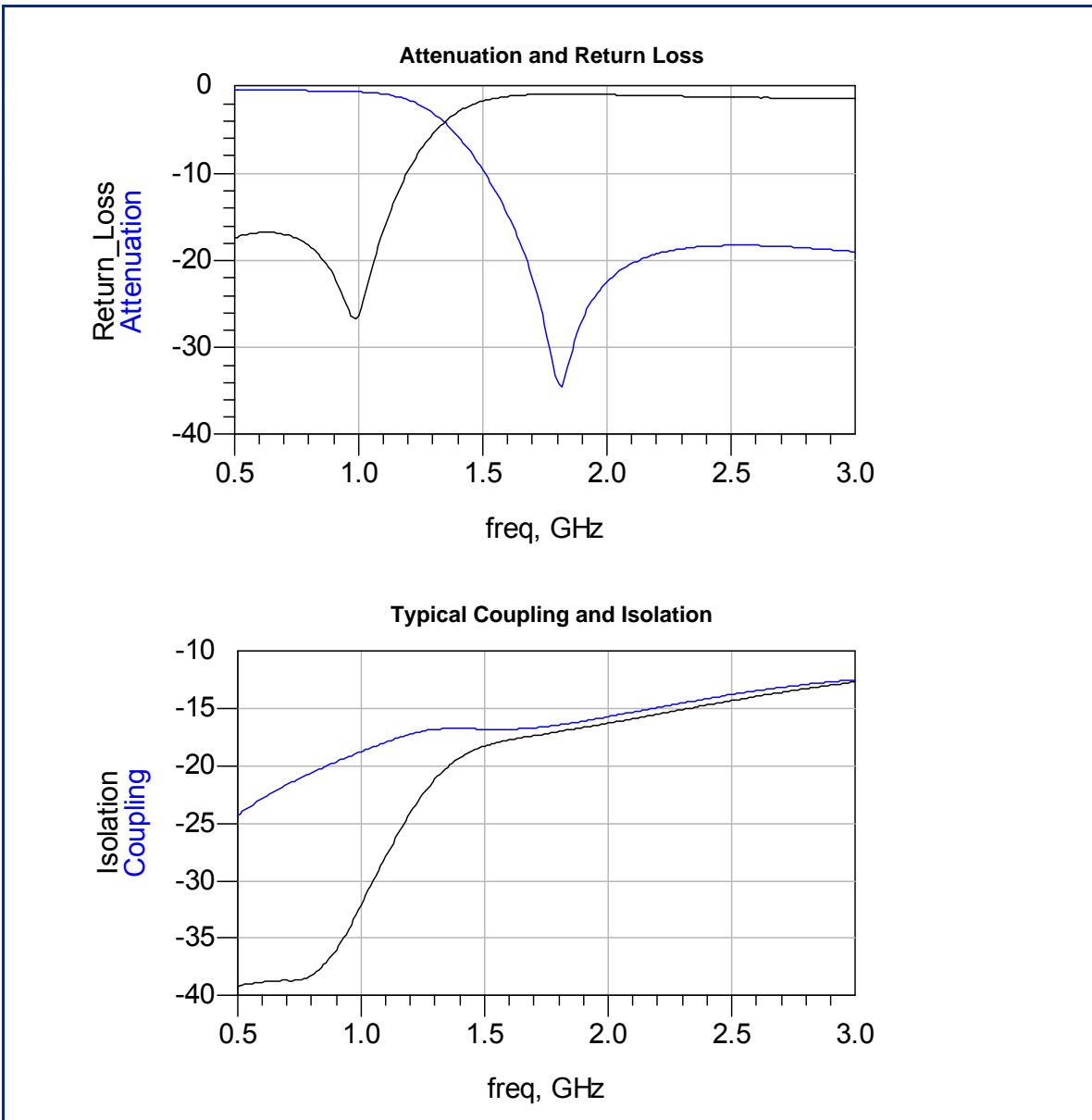
898 MHz Directional Coupler/ Low Pass Filter Combination

P/N 0898CF15A035

Detail Specification: 01/09/09

Page 2 of 2

## Typical Electrical Performance (T=25°C)



Johanson Technology, Inc. reserves the right to make design changes without notice.

All sales are subject to Johanson Technology, Inc. terms and conditions.



[www.johansontechnology.com](http://www.johansontechnology.com)

4001 Calle Tecate • Camarillo, CA 93012 • TEL 805.389.1166 FAX 805.389.1821

2009 Johanson Technology, Inc. All Rights Reserved