

PLEASE CHECK WWW.MOLEX.COM FOR LATEST PART INFORMATION

Part Number: [0022102051](#)
Status: **Active**
Description: 2.54mm (.100") Pitch KK® Wire-to-Board Header, Single Row, Vertical, 5 Circuits, PA Polyamide Nylon, Gold (Au) Plating

Documents:

3D Model	Product Specification PS-10-07 (PDF)
Packaging Specification (PDF)	RoHS Certificate of Compliance (PDF)
Drawing (PDF)	

Agency Certification

CSA	LR19980
UL	E29179

General

Product Family	PCB Headers
Series	4030
Application	Board-to-Board, Wire-to-Board
Product Name	KK®

Physical

Breakaway	No
Circuits (Loaded)	5
Circuits (maximum)	5
Color - Resin	Natural (White)
Durability (mating cycles max)	100
Flammability	94V-0
Glow-Wire Compliant	No
Lock to Mating Part	None
Material - Metal	Brass
Material - Plating Mating	Gold
Material - Plating Termination	Gold
Material - Resin	Nylon
Number of Rows	1
Orientation	Vertical
PC Tail Length (in)	0.135 In
PC Tail Length (mm)	3.43 mm
PCB Locator	No
PCB Retention	None
PCB Thickness Recommended (in)	0.062 In
PCB Thickness Recommended (mm)	1.60 mm
Packaging Type	Bag
Pitch - Mating Interface (in)	0.100 In
Pitch - Mating Interface (mm)	2.54 mm
Plating min: Mating (µin)	20
Plating min: Mating (µm)	0.5
Plating min: Termination (µin)	20
Plating min: Termination (µm)	0.5
Polarized to Mating Part	No
Polarized to PCB	No
Shrouded	No
Stackable	Yes
Surface Mount Compatible (SMC)	No
Temperature Range - Operating	0°C to +75°C
Termination Interface: Style	Through Hole

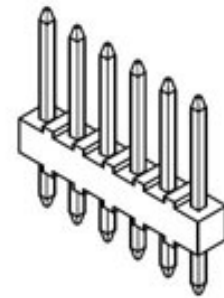


image - Reference only

Series

EU RoHS

ELV and RoHS Compliant
REACH SVHC
 Not Reviewed
Halogen-Free Status

China RoHS



Need more information on product environmental compliance?

Email productcompliance@molex.com
 For a multiple part number RoHS Certificate of Compliance, [click here](#)

Please visit the [Contact Us](#) section for any non-product compliance questions.

Search Parts in this Series

[4030Series](#)

Mates With

[2695](#) , [6471](#) , [7880](#) , [4455](#) , [7720](#)

Electrical

Current - Maximum per Contact	4A
Voltage - Maximum	250V

Solder Process Data

Duration at Max. Process Temperature (seconds)	5
Lead-free Process Capability	Wave Capable (TH only)
Max. Cycles at Max. Process Temperature	1
Process Temperature max. C	235

Material Info

Old Part Number	A-4030-05A501
-----------------	---------------

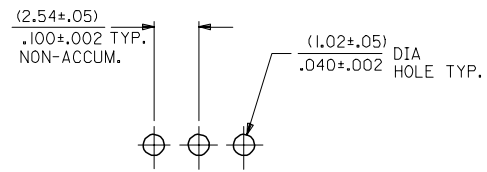
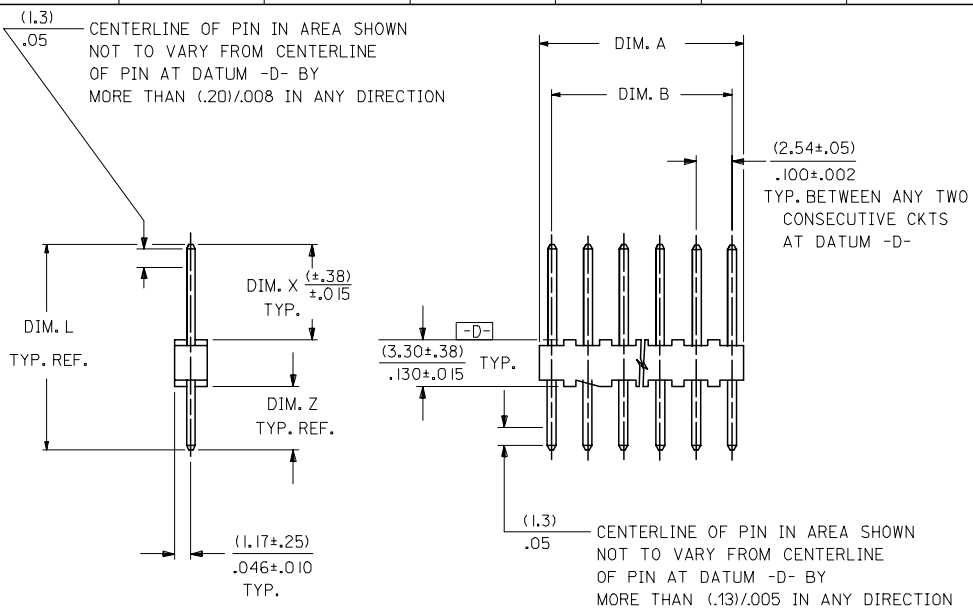
Reference - Drawing Numbers

Product Specification	PS-10-07
Sales Drawing	SDA-4030

This document was generated on 04/09/2010

PLEASE CHECK WWW.MOLEX.COM FOR LATEST PART INFORMATION

13 12 11 10 9 8 7 6 5 4 3 2 1



RECOMMENDED P.C. BOARD HOLE DIMENSIONS

NOTES:

1. MATERIAL: NYLON, UL94V-0, COLOR: WHITE
2. FINISH: 102: 0.00508/0.00200 MIN TIN OVER 0.00254/0.00100 MIN COPPER
501: 0.00051/0.00020 MIN GOLD OVER 0.00076/0.00030 MIN NICKEL
3. PARTS CONFORM TO PRODUCT SPECIFICATION PS-10-07.
4. BULK PACK PER PK-4030-001.
5. PINS MUST CONFORM TO SOLDERABILITY SPECIFICATION SMES-152.
6. PIN PUSH OUT FORCE: 2 LBS. MIN.
7. PARTS ARE STACKABLE END TO END AND SIDE TO SIDE ON (2.54)/.100 CENTERS.
8. SEE SDA-4030-002 FOR CUSTOMER DEFINED OPTIONS.
9. THIS PART CONFORMS TO CLASS B REQUIREMENTS OF COSMETIC SPECIFICATION PS-45499-002.

CKTS. NO. OF	DIM. B		DIM. A	
	mm	INCH	mm	INCH
2	.100 ± .002 (2.54 ± .05)		.190 ± .008 (4.83 ± .20)	
3	.200 ± .005 (5.08 ± .13)		.290 ± .008 (7.37 ± .20)	
4	.300 ± .005 (7.62 ± .13)		.390 ± .008 (9.91 ± .20)	
5	.400 ± .005 (10.16 ± .13)		.490 ± .008 (12.45 ± .20)	
6	.500 ± .006 (12.70 ± .15)		.590 ± .009 (14.99 ± .23)	
7	.600 ± .006 (15.24 ± .15)		.690 ± .009 (17.53 ± .23)	
8	.700 ± .006 (17.78 ± .15)		.790 ± .009 (20.07 ± .23)	
9	.800 ± .007 (20.32 ± .18)		.890 ± .010 (22.61 ± .25)	
10	.900 ± .007 (22.86 ± .18)		.990 ± .010 (25.15 ± .25)	
11	1.000 ± .007 (25.40 ± .18)		1.090 ± .010 (27.69 ± .25)	
12	1.100 ± .008 (27.94 ± .20)		1.190 ± .011 (30.23 ± .28)	
13	1.200 ± .008 (30.48 ± .20)		1.290 ± .011 (32.77 ± .28)	
14	1.300 ± .008 (33.02 ± .20)		1.390 ± .011 (35.31 ± .28)	
15	1.400 ± .008 (35.56 ± .20)		1.490 ± .011 (37.85 ± .28)	
16	1.500 ± .008 (38.10 ± .20)		1.590 ± .011 (40.39 ± .28)	
17	1.600 ± .009 (40.64 ± .23)		1.690 ± .012 (42.93 ± .30)	
18	1.700 ± .009 (43.18 ± .23)		1.790 ± .012 (45.47 ± .30)	
19	1.800 ± .009 (45.72 ± .23)		1.890 ± .012 (48.01 ± .30)	
20	1.900 ± .009 (48.26 ± .23)		1.990 ± .012 (50.55 ± .30)	
21	2.000 ± .010 (50.80 ± .25)		2.090 ± .013 (53.09 ± .33)	
22	2.100 ± .010 (53.34 ± .25)		2.190 ± .013 (55.63 ± .33)	
23	2.200 ± .010 (55.88 ± .25)		2.290 ± .013 (58.17 ± .33)	
24	2.300 ± .010 (58.42 ± .25)		2.390 ± .013 (60.71 ± .33)	
25	2.400 ± .011 (60.96 ± .28)		2.490 ± .014 (63.25 ± .36)	
26	2.500 ± .011 (63.50 ± .28)		2.590 ± .014 (65.79 ± .36)	
27	2.600 ± .011 (66.04 ± .28)		2.690 ± .014 (68.33 ± .36)	
28	2.700 ± .011 (68.58 ± .28)		2.790 ± .014 (70.87 ± .36)	

2 | CH2
1 | CH2
SHI REV.

UPDATE NOTES EC NO: UCP2008-0017 DRAWN: ADERR 2007/10/11 CHKD: LSCHMI DT 2007/10/11 APPR: FSM TH 2007/10/12	QUALITY SYMBOLS ▽=0 ▽=0	GENERAL TOLERANCES (UNLESS SPECIFIED) mm INCH		DIMENSION STYLE MM/IN		SCALE ---	DESIGN UNITS INCH	THIRD ANGLE PROJECTION	
		4 PLACES ± --- ± --- 3 PLACES ± --- ± --- 2 PLACES ± --- ± --- 1 PLACE ± --- ± --- ANGULAR ±1/2°	DRAWN BY SAMIEC DATE 1988/06/10 CHECKED BY PATEL DATE 1988/06/10 APPROVED BY LENZ DATE 1988/06/10	SEE CHART MATERIAL NO. SIZE C		MOLEX INCORPORATED DOCUMENT NO. SDA-4030		KK HEADER (2.54)/.100 CENTERS STD CATALOG PRODUCTS	

12 11 10 9 8 7 6 5 4 3 2 1

13	12	11	10	9	8	7	6	5	4	3	2	1
ENG. NO.	PIN NO.	DIM. L	DIM. X	DIM. Z	PACKAGE PER	EDP NO. IN COL NO						
A-4030 -NA(102)	2766 -I(102)	.560 (14.22)	.295 (7.49)	.135 (3.43)	PK-4030-001 BULK	1						
A-4030 -NA(50 I)	2766 -I(50 I)	.560 (14.22)	.295 (7.49)	.135 (3.43)	PK-4030-001 BULK	2						
A- -	-	()	()	()								
A- -	-	()	()	()								
A- -	-	()	()	()								
A- -	-	()	()	()								

COLUMN NO. 1						COLUMN NO. 2					
EDP NO.	ENG. NO.	NO OF CKTS	EDP NO.	ENG. NO.	NO OF CKTS	EDP NO.	ENG. NO.	NO OF CKTS	EDP NO.	ENG. NO.	NO OF CKTS
22-03-202 I	A-4030-02A(102)	2	22-10-202 I	A-4030-02A(50 I)	2						
22-03-203 I	A-4030-03A(102)	3	22-10-203 I	A-4030-03A(50 I)	3						
22-03-204 I	A-4030-04A(102)	4	22-10-204 I	A-4030-04A(50 I)	4						
22-03-205 I	A-4030-05A(102)	5	22-10-205 I	A-4030-05A(50 I)	5						
22-03-206 I	A-4030-06A(102)	6	22-10-206 I	A-4030-06A(50 I)	6						
22-03-207 I	A-4030-07A(102)	7	22-10-207 I	A-4030-07A(50 I)	7						
22-03-208 I	A-4030-08A(102)	8	22-10-208 I	A-4030-08A(50 I)	8						
22-03-209 I	A-4030-09A(102)	9	22-10-209 I	A-4030-09A(50 I)	9						
22-03-210 I	A-4030-10A(102)	10	22-10-210 I	A-4030-10A(50 I)	10						
22-03-211 I	A-4030-11A(102)	11	22-10-211 I	A-4030-11A(50 I)	11						
22-03-212 I	A-4030-12A(102)	12	22-10-212 I	A-4030-12A(50 I)	12						
22-03-213 I	A-4030-13A(102)	13	22-10-213 I	A-4030-13A(50 I)	13						
22-03-214 I	A-4030-14A(102)	14	22-10-214 I	A-4030-14A(50 I)	14						
22-03-215 I	A-4030-15A(102)	15	22-10-215 I	A-4030-15A(50 I)	15						
22-03-216 I	A-4030-16A(102)	16	22-10-216 I	A-4030-16A(50 I)	16						
22-03-217 I	A-4030-17A(102)	17	22-10-217 I	A-4030-17A(50 I)	17						
22-03-218 I	A-4030-18A(102)	18	22-10-218 I	A-4030-18A(50 I)	18						
22-03-219 I	A-4030-19A(102)	19	22-10-219 I	A-4030-19A(50 I)	19						
22-03-220 I	A-4030-20A(102)	20	22-10-220 I	A-4030-20A(50 I)	20						
22-03-221 I	A-4030-21A(102)	21	22-10-221 I	A-4030-21A(50 I)	21						
22-03-222 I	A-4030-22A(102)	22	22-10-222 I	A-4030-22A(50 I)	22						
22-03-223 I	A-4030-23A(102)	23	22-10-223 I	A-4030-23A(50 I)	23						
22-03-224 I	A-4030-24A(102)	24	22-10-224 I	A-4030-24A(50 I)	24						
22-03-225 I	A-4030-25A(102)	25	22-10-225 I	A-4030-25A(50 I)	25						
22-03-226 I	A-4030-26A(102)	26	22-10-226 I	A-4030-26A(50 I)	26						
22-03-227 I	A-4030-27A(102)	27	22-10-227 I	A-4030-27A(50 I)	27						
22-03-228 I	A-4030-28A(102)	28	22-10-228 I	A-4030-28A(50 I)	28						

UPDATE TITLE BLOCK EC NO: UCP2008-0017 2007/10/11 DRW:ADERR CHKD:LSCHMIDT 2007/10/11 APPR:FSMITH 2007/10/12	QUALITY SYMBOLS ▽=0 ▽=0	GENERAL TOLERANCES (UNLESS SPECIFIED) <table border="1"> <tr> <th></th> <th>mm</th> <th>INCH</th> </tr> <tr> <td>4 PLACES</td> <td>± .005</td> <td>± .0005</td> </tr> <tr> <td>3 PLACES</td> <td>± .005</td> <td>± .0005</td> </tr> <tr> <td>2 PLACES</td> <td>± .005</td> <td>± .0005</td> </tr> <tr> <td>1 PLACE</td> <td>± .005</td> <td>± .0005</td> </tr> </table>		mm	INCH	4 PLACES	± .005	± .0005	3 PLACES	± .005	± .0005	2 PLACES	± .005	± .0005	1 PLACE	± .005	± .0005	DIMENSION STYLE IN/MM DRAWN BY DATE SAMIEC 1993/07/15 CHECKED BY DATE PATEL 1993/07/15 APPROVED BY DATE LENZ 1993/07/15	SCALE --- DESIGN UNITS INCH THIRD ANGLE PROJECTION	TITLE KK HEADER (2.54)/.100 CENTERS STD CATALOG PRODUCTS MOLEX INCORPORATED DOCUMENT NO. SDA-4030	SHEET NO. 2 OF 2
		mm	INCH																		
	4 PLACES	± .005	± .0005																		
	3 PLACES	± .005	± .0005																		
2 PLACES	± .005	± .0005																			
1 PLACE	± .005	± .0005																			
DRAFT WHERE APPLICABLE MUST REMAIN WITHIN DIMENSIONS	SEE CHART	MATERIAL NO.	THIS DRAWING CONTAINS INFORMATION THAT IS PROPRIETARY TO MOLEX INCORPORATED AND SHOULD NOT BE USED WITHOUT WRITTEN PERMISSION																		
CH2	REV	SIZE	THIS DRAWING CONTAINS INFORMATION THAT IS PROPRIETARY TO MOLEX INCORPORATED AND SHOULD NOT BE USED WITHOUT WRITTEN PERMISSION																		