

**PLEASE CHECK WWW.MOLEX.COM FOR LATEST PART INFORMATION**

**Part Number:** [0010451031](#)  
**Status:** **Active**  
**Overview:** [kk](#)  
**Description:** 5.08mm (.200") Pitch KK® Header, Vertical, Round Pin, 3 Circuits, Gold (Au) Plating, Pin Length 19.05mm (.750")

**Documents:**

[3D Model](#) [Product Specification PS-99020-0087 \(PDF\)](#)  
[Drawing \(PDF\)](#) [RoHS Certificate of Compliance \(PDF\)](#)

**Agency Certification**

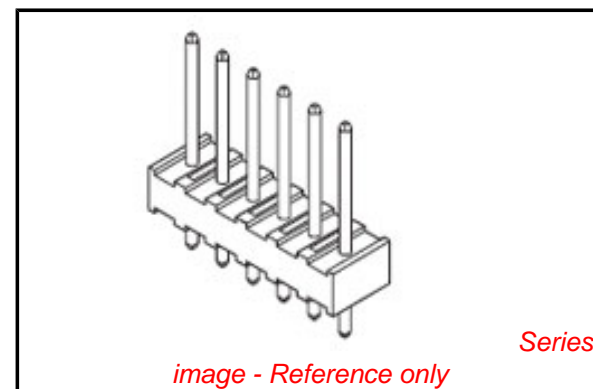
CSA LR19980  
 UL E29179

**General**

Product Family PCB Headers  
 Series [3003](#)  
 Application Board-to-Board, Wire-to-Board  
 Overview [kk](#)  
 Product Name KK®

**Physical**

Breakaway No  
 Circuits (Loaded) 3  
 Circuits (maximum) 3  
 Color - Resin Natural  
 Durability (mating cycles max) 25  
 First Mate / Last Break No  
 Flammability 94V-2  
 Glow-Wire Compliant No  
 Guide to Mating Part No  
 Keying to Mating Part None  
 Lock to Mating Part None  
 Material - Metal Brass  
 Material - Plating Mating Tin  
 Material - Plating Termination Tin  
 Material - Resin Nylon  
 Number of Rows 1  
 Orientation Vertical  
 PC Tail Length (in) 0.155 In  
 PC Tail Length (mm) 3.94 mm  
 PCB Locator No  
 PCB Retention None  
 PCB Thickness Recommended (in) 0.062 In  
 PCB Thickness Recommended (mm) 1.60 mm  
 Packaging Type Bag  
 Pitch - Mating Interface (in) 0.200 In  
 Pitch - Mating Interface (mm) 5.08 mm  
 Pitch - Term. Interface (in) 0.200 In  
 Pitch - Term. Interface (mm) 5.08 mm  
 Plating min: Mating (µin) 20  
 Plating min: Mating (µm) .5  
 Plating min: Termination (µin) 30  
 Plating min: Termination (µm) .76  
 Polarized to Mating Part No  
 Polarized to PCB No



**EU RoHS**

**ELV and RoHS Compliant**  
**REACH SVHC**  
 Not Reviewed  
**Halogen-Free Status**  
**Not Reviewed**

**China RoHS**



**Need more information on product environmental compliance?**

Email [productcompliance@molex.com](mailto:productcompliance@molex.com)  
 For a multiple part number RoHS Certificate of Compliance, [click here](#)

Please visit the [Contact Us](#) section for any non-product compliance questions.

**Search Parts in this Series**

[3003Series](#)

**Mates With**

KK® Crimp Terminal Housing [3001](#) , [5058](#)

Shrouded	No
Stackable	No
Surface Mount Compatible (SMC)	No
Temperature Range - Operating	0°C to +50°C
Termination Interface: Style	Through Hole

**Electrical**

Current - Maximum per Contact	7A
Voltage - Maximum	250V

**Solder Process Data**

Lead-free Process Capability	Wave Capable (TH only)
------------------------------	------------------------

**Material Info**

Old Part Number	3003-03AG
-----------------	-----------

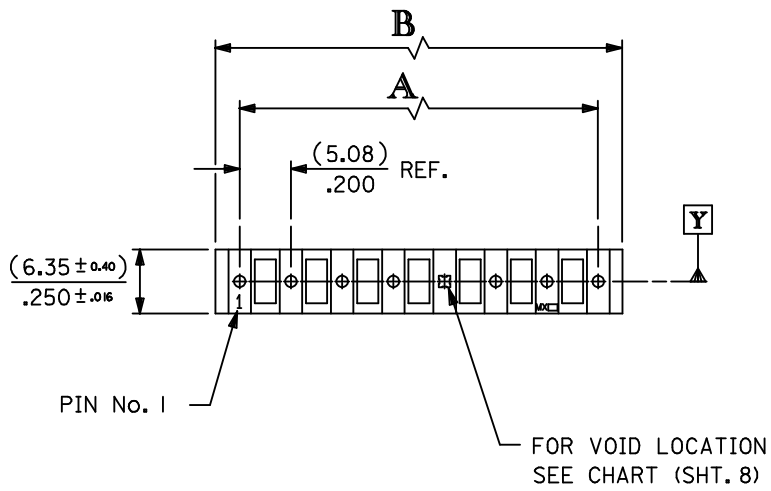
**Reference - Drawing Numbers**

Product Specification	PS-99020-0087
Sales Drawing	SDAE-3003-N*

This document was generated on 05/24/2010

**PLEASE CHECK [WWW.MOLEX.COM](http://WWW.MOLEX.COM) FOR LATEST PART INFORMATION**

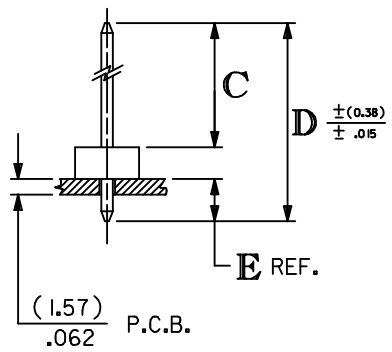
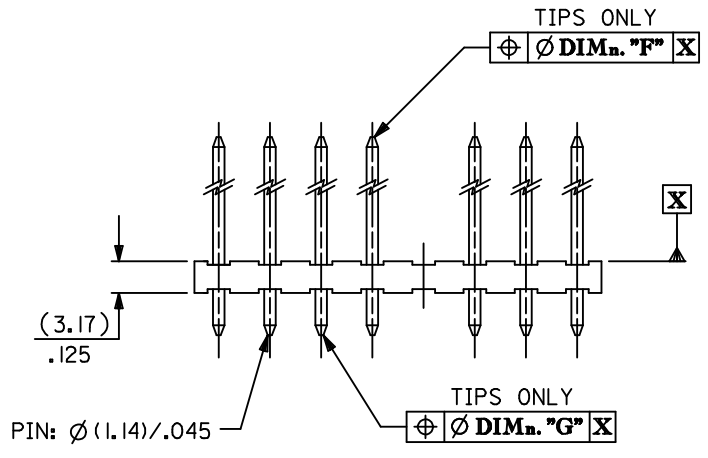
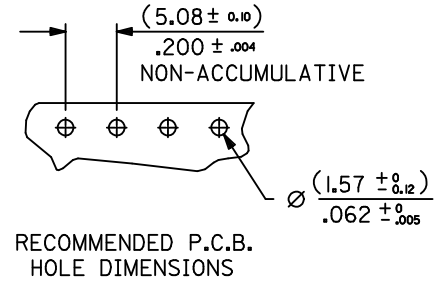
SEE CHART  
SDAE-3003-N\*



3003-N \* - \*

BASE No.                      VOID CODE

No. OF CCTS.                VERSION



No OF CCTS.	DIMn. A	DIMn. B
2	( 5.08 ± 0.05) .200 ± .002	( 9.91 ± 0.15) .390 ± .006
3	(10.16 ± 0.08) .400 ± .003	(14.99 ± 0.15) .590 ± .006
4	(15.24 ± 0.08) .600 ± .003	(20.07 ± 0.18) .790 ± .007
5	(20.32 ± 0.08) .800 ± .003	(25.15 ± 0.20) .990 ± .008
6	(25.40 ± 0.10) 1.000 ± .004	(30.23 ± 0.23) 1.190 ± .009
7	(30.48 ± 0.13) 1.200 ± .005	(35.31 ± 0.25) 1.390 ± .010
8	(35.56 ± 0.20) 1.400 ± .008	(40.39 ± 0.28) 1.590 ± .011
9	(40.64 ± 0.20) 1.600 ± .008	(45.47 ± 0.30) 1.790 ± .012
10	(45.72 ± 0.20) 1.800 ± .008	(50.55 ± 0.30) 1.990 ± .012
11	(50.80 ± 0.20) 2.000 ± .008	(55.63 ± 0.33) 2.190 ± .013
12	(55.88 ± 0.25) 2.200 ± .010	(60.71 ± 0.33) 2.390 ± .013
13	(60.96 ± 0.25) 2.400 ± .010	(65.79 ± 0.36) 2.590 ± .014
14	(66.04 ± 0.25) 2.600 ± .010	(70.87 ± 0.36) 2.790 ± .014
15	(71.12 ± 0.35) 2.800 ± .014	(75.95 ± 0.42) 2.990 ± .017
16	(76.20 ± 0.35) 3.000 ± .014	(81.03 ± 0.42) 3.190 ± .017
17	(81.28 ± 0.40) 3.200 ± .016	(86.11 ± 0.51) 3.390 ± .020
18	(86.36 ± 0.40) 3.400 ± .016	(91.19 ± 0.53) 3.590 ± .021
19	(91.44 ± 0.50) 3.600 ± .020	(96.27 ± 0.53) 3.790 ± .021
20	(96.52 ± 0.50) 3.800 ± .020	(101.35 ± 0.53) 3.990 ± .021

**NOTES:**

1. MATERIAL: WAFER, NYLON, 94V-2, COLOUR - NATURAL PINS, BRASS (FOR PLATING SEE CHARTS)
2. FOR DIMns. "A","B","C","D","E","F" AND VERSIONS, SEE CHARTS ON SHEET 2 & SUBSEQUENT SHEETS.
3. FOR VERSIONS WITH VOIDS SEE SHEET 8.
4. PIN PUSH OUT FORCE: (1.36Kg)/3lbs MIN.
5. PIN MUST MEET MOLEX SOLDERABILITY SPEC. ES-152.
6. MAX BOW (0.38)/.015 OVER (25.4)/1.00

ADD PART NO SHT 7 EC NO: E2009-0320 DRWN: BMAGUIRE 2009/04/03 CHKD: 2009/04/03 APPR: BMAGUIRE 2009/04/06	QUALITY SYMBOLS ▽=0 ∇=0	GENERAL TOLERANCES (UNLESS SPECIFIED)		DIMENSION STYLE MM ONLY	SCALE 1:1	DESIGN UNITS METRIC	THIRD ANGLE PROJECTION	
		4 PLACES ± --- ± ---	3 PLACES ± --- ± ---	DRAWN BY	DATE	TITLE 5.08 MM KK HDR VT RPIN		
		2 PLACES ± --- ± ---	1 PLACE ± --- ± ---	CHECKED BY	DATE	MATERIAL NO. SEE TABLES		
		ANGULAR ± ---°		APPROVED BY	DATE	DOCUMENT NO. SDAE-3003-N*		
BM	REV	DRAFT WHERE APPLICABLE MUST REMAIN WITHIN DIMENSIONS		SIZE A3	THIS DRAWING CONTAINS INFORMATION THAT IS PROPRIETARY TO MOLEX INCORPORATED AND SHOULD NOT BE USED WITHOUT WRITTEN PERMISSION			
						SHEET NO. 1 OF 00		

INDEX: FOR FULL DIMENSIONS SEE RELEVANT SHEET.

ENG. No.	PLATING	DIM. C	DIM. D	SHT. No.
AE-3003-NA	(102)			3
AE-3003-NAG	(501)	(11.94) / .470	(19.05) / .750	6
AE-3003-NA(503)	(503)			6
AE-3003-NB	(102)	(16.69) / .657	(23.80) / .937	3
AE-3003-NC	(102)			3
AE-3003-NCG	(501)	(23.04) / .907	(30.48) / 1.200	6
AE-3003-ND	(102)			3
AE-3003-NDG	(501)	(27.81) / 1.095	(34.92) / 1.375	6
AE-3003-NF	(102)			3
AE-3003-NFG	(501)	(32.56) / 1.282	(39.68) / 1.562	6
AE-3003-NI	(102)	(13.51) / .532	(20.32) / .800	4
AE-3003-NJ	(102)	(21.46) / .845	(28.58) / 1.125	4
AE-3003-NK	(102)			4
AE-3003-NS	(501)	(18.29) / .720	(25.40) / 1.000	7
AE-3003-NM	(102)	(11.89) / .468	(23.80) / .937	4
AE-3003-NU	(102)	(11.18) / .440	(17.45) / .687	4
AE-3003-NV	(102)	(11.94) / .470	(18.29) / .720	5
AE-3003-NY	(102)	(10.90) / .430	(17.45) / .687	5

FOR VOID VERSIONS SEE SHEET 8.

DOCUMENT ERROR EC NO: E2009-0513 DRWN: BMAGUIRE 2009/04/07 CHKD: 2009/04/07 APPR: BMAGUIRE 2009/04/07 REV	QUALITY SYMBOLS	GENERAL TOLERANCES (UNLESS SPECIFIED)	DIMENSION STYLE	SCALE	DESIGN UNITS	THIRD ANGLE PROJECTION
	▼=0 ◻=0	mm INCH 4 PLACES ± --- ± --- 3 PLACES ± --- ± --- 2 PLACES ± --- ± --- 1 PLACE ± --- ± --- ANGULAR ± ---°	MM ONLY	1:1	METRIC	
	DESCRIPTION	DRAFT WHERE APPLICABLE MUST REMAIN WITHIN DIMENSIONS	DRAWN BY DATE	TITLE		
	BM		CHECKED BY DATE	5.08 MM KK HDR VT RPIN		
		APPROVED BY DATE	MOLEX INCORPORATED			
		MATERIAL NO.	SEE CHART	DOCUMENT NO.	SHEET NO.	
		SIZE	A3	SDAE-3003-N*	2 OF 08	
		THIS DRAWING CONTAINS INFORMATION THAT IS PROPRIETARY TO MOLEX INCORPORATED AND SHOULD NOT BE USED WITHOUT WRITTEN PERMISSION				

ENG. NO.	AE-3003-NAG	AE-3003-NA(503)	AE-3003-NCG	AE-3003-NDG	AE-3003-NFG						
DIMN. "C"	(11.94 ± 0.51) .470 ± .020	(11.94 ± 0.51) .470 ± .020	(23.04 ± 0.51) .907 ± .020	(27.81 ± 0.51) 1.095 ± .020	(32.56 ± 0.51) 1.282 ± .020						
DIMN. "D"	(19.05) / .750	(19.05) / .750	(30.48) / 1.200	(34.92) / 1.375	(39.68) / 1.562						
DIMN. "E"	(3.94) / .155	(3.94) / .155	(4.27) / .168	(3.94) / .155	(3.94) / .155						
DIMN. "F"	(1.02) / .040	(1.02) / .040	(1.02) / .040	(1.02) / .040	(1.02) / .040						
DIMN. "G"	(1.02) / .040	(1.02) / .040	(1.02) / .040	(1.02) / .040	(1.02) / .040						
PLATING	(501) GOLD (0.5µM) / .000020 MIN. OVER NICKEL (0.76µM) / .000030 MIN.	(503) GOLD (0.76µM) / .000030 MIN. OVER NICKEL (1.27µM) / .000050 MIN.	(501) GOLD (0.5µM) / .000020 MIN. OVER NICKEL (0.76µM) / .000030 MIN.	(501) GOLD (0.5µM) / .000020 MIN. OVER NICKEL (0.76µM) / .000030 MIN.	(501) GOLD (0.5µM) / .000020 MIN. OVER NICKEL (0.76µM) / .000030 MIN.						
	PART NO.	ENG NO.									
NO. OF CIRCUITS	2	10-45-1021	AE-3003-2AG	NOT TOOLED	AE-3003-2A(503)	10-45-1025	AE-3003-2CG	10-45-1024	AE-3003-2DG	38-00-2482	AE-3003-2FG
	3	▲ -1031	▲ -3AG	▲	▲ -3A(503)	▲ -1035	▲ -3CG	▲ -1034	▲ -3DG	▲ -2483	▲ -3FG
	4	-1041	-4AG		-4A(503)	-1045	-4CG	-1044	-4DG	-2484	-4FG
	5	-1051	-5AG		-5A(503)	-1055	-5CG	-1054	-5DG	-2485	-5FG
	6	-1061	-6AG		-6A(503)	-1065	-6CG	-1064	-6DG	-2486	-6FG
	7	-1071	-7AG		-7A(503)	-1075	-7CG	-1074	-7DG	-2487	-7FG
	8	-1081	-8AG		-8A(503)	-1085	-8CG	-1084	-8DG	-2488	-8FG
	9	-1091	-9AG		-9A(503)	-1095	-9CG	-1094	-9DG	-2489	-9FG
	10	-1101	-10AG		-10A(503)	-1105	-10CG	-1104	-10DG	-2490	-10FG
	11	-1111	-11AG		-11A(503)	-1115	-11CG	-1114	-11DG	-2491	-11FG
	12	-1121	-12AG		-12A(503)	-1125	-12CG	-1124	-12DG	-2492	-12FG
	13	-1131	-13AG		-13A(503)	-1135	-13CG	-1134	-13DG	-2493	-13FG
	14	-1141	-14AG		-14A(503)	-1145	-14CG	-1144	-14DG	-2494	-14FG
	15	-1151	-15AG		-15A(503)	-1155	-15CG	-1154	-15DG	-2495	-15FG
	16	-1161	-16AG		-16A(503)	-1165	-16CG	-1164	-16DG	-2496	-16FG
	17	-1171	-17AG		-17A(503)	-1175	-17CG	-1174	-17DG	-2497	-17FG
	18	-1181	-18AG		-18A(503)	-1185	-18CG	-1184	-18DG	-2498	-18FG
	19	▼ -1191	▼ -19AG	▼	▼ -19A(503)	▼ -1195	▼ -19CG	▼ -1194	▼ -19DG	▼ -2499	▼ -19FG
	20	10-45-1201	AE-3003-20AG	NOT TOOLED	AE-3003-20A(503)	10-45-1205	AE-3003-20CG	10-45-1204	AE-3003-20DG	38-00-2500	AE-3003-20FG

SEE VOIDS

FOR PREVIOUS DRAWING ISSUES SEE MRI.

BK SEE SHEET 1

THIRD ANGLE PROJECTION		REVISE ONLY ON CAD SYSTEM		SH.	REV.
DIMENSIONS SHOWN (METRIC) INCH UNLESS OTHERWISE SPECIFIED TOLERANCES: ANGULAR ± 2°		DRWG BY GCH	CADCAM FILENAME SA3003X6 DGN	THIS DRAWING CONTAINS INFORMATION THAT IS PROPRIETARY TO MOLEX INC. & SHOULD NOT BE USED WITHOUT WRITTEN PERMISSION	
INCH (METRIC)		CHK'D BY	TITLE 5.08 mm KK Hdr Vt RPIn		
3 PLACE ± .		APP'D BY	MOLEX EUROPE		
2 PLACE ± .		SCALE	SHEET NO. DATE 60F 29/8 /86		
1 PLACE ±			PART NO. SEE CHART		SIZE B
DRAFT WHERE APPLICABLE MUST REMAIN WITHIN DIMENSIONS			DWG NO. SDAE-3003-N*		
DESIGN DIMENSION (PRIMARY) <input checked="" type="checkbox"/> (MM) <input type="checkbox"/> IN.					
EQUIVALENT DIMENSION (SECONDARY) <input type="checkbox"/> (MM) <input checked="" type="checkbox"/> IN.					