

PLEASE CHECK WWW.MOLEX.COM FOR LATEST PART INFORMATION

Part Number: [5018648090](#)
Status: **Active**
Overview: [ffc fpc smt](#)
Description: 0.50mm (.020") Pitch FFC-to-Board Connector, Receptacle Housing Assy, Right Angle, SMT, without Grounding terminals, 80 Circuits

Documents:

[3D Model](#) [Product Specification PS-501864-001 \(PDF\)](#)
[Drawing \(PDF\)](#) [RoHS Certificate of Compliance \(PDF\)](#)

General

Product Family FFC/FPC Connectors
 Series [501864](#)
 Comments without Grounding terminals
 Overview [ffc fpc smt](#)
 Product Name N/A

Physical

Circuits (Loaded) 80
 Color - Resin Black
 Contact Position Bottom
 Durability (mating cycles max) 20
 Entry Angle 90° Angle
 Mated Height (in) 0.191 In
 Mated Height (mm) 4.85 mm
 Material - Metal Copper Alloy
 Material - Plating Mating Gold
 Material - Plating Termination Gold
 Number of Rows 1
 Orientation Right Angle
 PCB Locator Yes
 PCB Retention Yes
 Packaging Type Embossed Tape on Reel
 Pitch - Mating Interface (in) 0.020 In
 Pitch - Mating Interface (mm) 0.50 mm
 Polarized to PCB Yes
 Stackable No
 Temperature Range - Operating -40°C to +85°C
 Termination Interface: Style Surface Mount
 Wire/Cable Type FFC only

Electrical

Current - Maximum per Contact 0.5A
 Voltage - Maximum 50V AC (RMS)/DC

Material Info

Reference - Drawing Numbers

Packaging Specification SPK-501864-001
 Product Specification PS-501864-001, RPS-501864-006
 Sales Drawing SD-501864-001, SD-501864-002

EU RoHS
ELV and RoHS
Compliant
REACH SVHC
Contains SVHC: No
Halogen-Free
Status
Not Reviewed

China RoHS



Need more information on product environmental compliance?

Email productcompliance@molex.com
 For a multiple part number RoHS Certificate of Compliance, [click here](#)

Please visit the [Contact Us](#) section for any non-product compliance questions.

Search Parts in this Series

[501864Series](#)

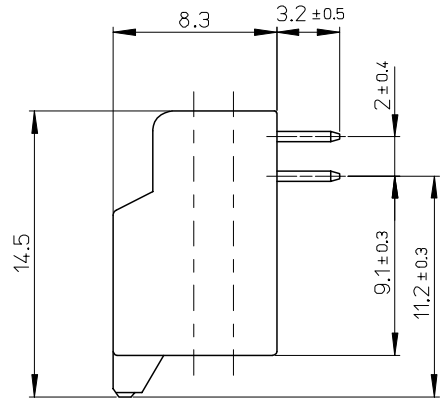
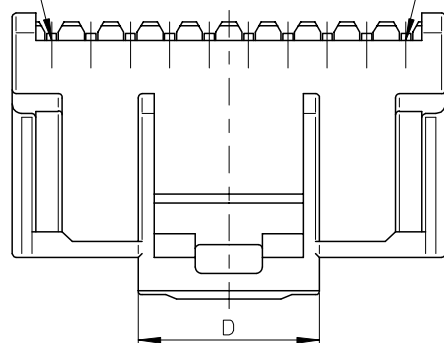
Use With

501783-8009 Plug Jacket . [501784-8009](#)
 Plug Jacket Cover

10 9 8 7 6 5 4 3 2 1

キャビティ番号
CAV. NO.

トレードマーク
TRADE MARK



注記
NOTES

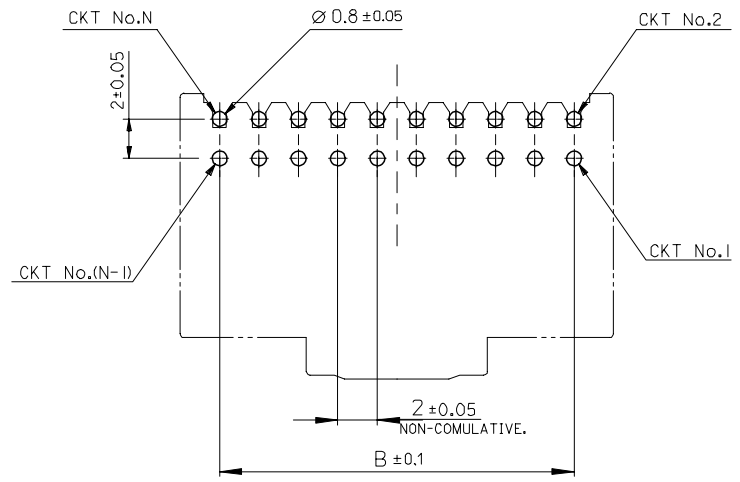
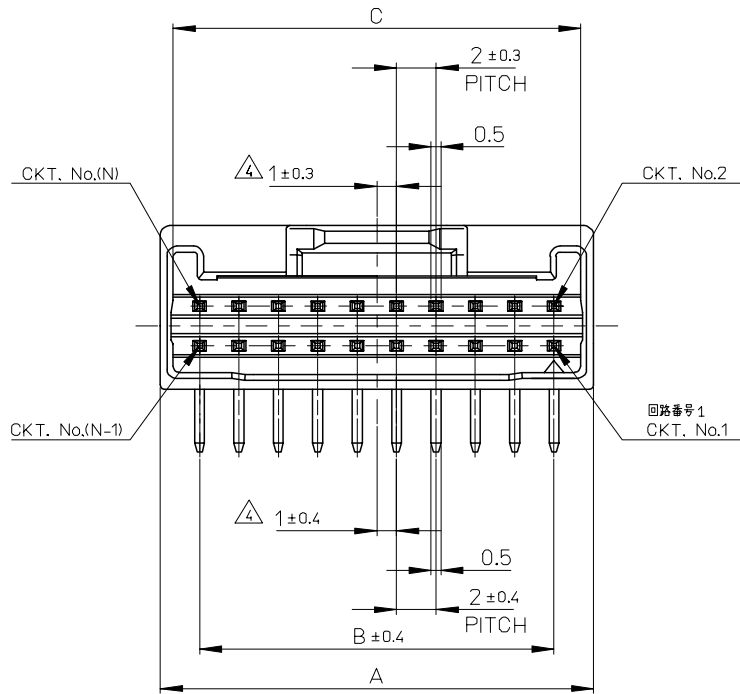
- 材料 MATERIAL
ピン : 黄銅, ニッケル 下地鍍メッキ
PIN : BRASS, Sn OVER NICKEL PLATED
ハウジング : 66ナイロン(ガラス入り), UL94V-0
HOUSING : 66NYLON (G.F.), UL94V-0
- 嵌合相手 : 501646 シリーズ
MATE WITH : 501646 SERIES

△ 製品番号
MATERIAL NO.
501876 -**4*

種数 CIRCUIT SIZE 色 COLOR

△ (全種数/2) = 偶数の場合に適用。
APPLY FOR (CIRCUIT/2)=EVEN

ナチュラル NATURAL	0
黒 BLACK	1
赤 RED	2
黄 YELLOW	3
青 BLUE	4
桃 PINK	5
緑 GREEN	6
茶 BROWN	7
橙 ORANGE	8
紫 VIOLET	9



基板取付穴推奨寸法 (マウント面)
RECOMMENDED P.C.BOARD
HOLE DIMENSION
(MOUNTING SIDE)
(t=1.2~1.6)

9.2	40.7	38	42	501876-404*	40
9.2	38.7	36	40	-384*	38
9.2	36.7	34	38	-364*	36
9.2	34.7	32	36	-344*	34
9.2	32.7	30	34	-324*	32
9.2	30.7	28	32	-304*	30
9.2	28.7	26	30	-284*	28
9.2	26.7	24	28	-264*	26
9.2	24.7	22	26	-244*	24
9.2	22.7	20	24	-224*	22
9.2	20.7	18	22	-204*	20
9.2	18.7	16	20	-184*	18
9.2	16.7	14	18	-164*	16
9.2	14.7	12	16	-144*	14
9.2	12.7	10	14	-124*	12
7.3	10.7	8	12	501876-104*	10
D	C	B	A	△ MATERIAL NO.	CKT.

REVISED EC NO: J2006-1590 DRWN: NABE 2005/11/14 CHKD: KASAKAWA 2005/11/14 APPR: S. ICHIKAWA 2005/11/17	GENERAL TOLERANCES (UNLESS SPECIFIED)		DIMENSION STYLE MM ONLY		SCALE 4:1	DESIGN UNITS METRIC	THIRD ANGLE PROJECTION
	10 UNDER	±0.2	DRAWN BY ERIGUCHI	DATE '05/07/08	TITLE 2.0MM W/B DUAL CONN DIP PLUG ASSY RA -LEAD FREE-		
	10 OVER 30 UNDER	±0.25	CHECKED BY ASAKAWA	DATE '05/07/08	MOLEX INCORPORATED		
	30 OVER	±0.3	APPROVED BY ICHIKAWA	DATE '05/07/08	MATERIAL NO. 501876-**4*	DOCUMENT NO. SD-501876-001	SHEET NO. 1 OF 1
	ANGULAR	±3 °	DRAFT WHERE APPLICABLE MUST REMAIN WITHIN DIMENSIONS		THIS DRAWING CONTAINS INFORMATION THAT IS PROPRIETARY TO MOLEX INCORPORATED AND SHOULD NOT BE USED WITHOUT WRITTEN PERMISSION		