

**PLEASE CHECK WWW.MOLEX.COM FOR LATEST PART INFORMATION**

**Part Number:** [0015474194](#)  
**Status:** **Active**  
**Overview:** [cgrid\\_sl\\_products](#)  
**Description:** 2.54mm (.100") C-Grid SL™ Single Row, Female, Version A Receptacle, 19 Circuits

**Documents:**

[3D Model](#) [Product Specification PS-70430 \(PDF\)](#)  
[Drawing \(PDF\)](#) [RoHS Certificate of Compliance \(PDF\)](#)

**Agency Certification**

CSA LR19880  
 UL E29179

**General**

Product Family FFC/FPC Connectors  
 Series [70430](#)  
 Overview [cgrid\\_sl\\_products](#)  
 Product Name SL™

**Physical**

Circuits (Loaded) 19  
 Contact Position N/A  
 Durability (mating cycles max) 50  
 Entry Angle Vertical  
 Flammability 94V-0  
 Number of Rows 1  
 Orientation Vertical  
 PC Tail Length (in) 0.130 In  
 PC Tail Length (mm) 3.30 mm  
 PCB Retention None  
 PCB Thickness Recommended (in) 0.062 In, 0.093 In  
 PCB Thickness Recommended (mm) 1.60 mm, 2.40 mm  
 Packaging Type Tube  
 Pitch - Mating Interface (in) 0.100 In  
 Pitch - Mating Interface (mm) 2.54 mm  
 Polarized to PCB No  
 Stackable Yes  
 Temperature Range - Operating -40°C to +105°C  
 Termination Interface: Style IDT or Pierce  
 Wire/Cable Type FFC/FPC

**Electrical**

Current - Maximum per Contact 1A, 2A  
 Voltage - Maximum 250V

**Material Info**

Old Part Number 70430-0368

**Reference - Drawing Numbers**

Product Specification PS-70430  
 Sales Drawing SDA-70430-0351-0374

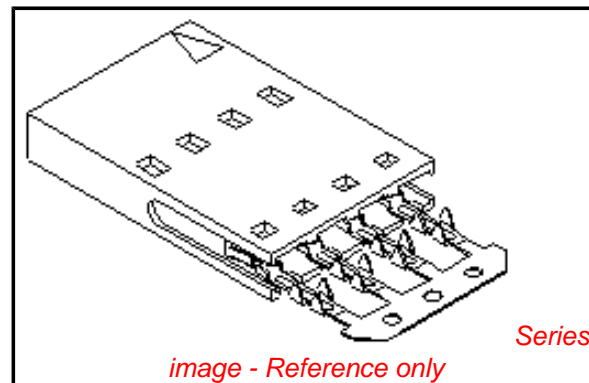


image - Reference only

**EU RoHS**

**ELV and RoHS  
 Compliant  
 REACH SVHC  
 Not Reviewed  
 Halogen-Free  
 Status**

**China RoHS**



**Need more information on product  
 environmental compliance?**

Email [productcompliance@molex.com](mailto:productcompliance@molex.com)  
 For a multiple part number RoHS Certificate of  
 Compliance, [click here](#)

Please visit the [Contact Us](#) section for any  
 non-product compliance questions.

**Search Parts in this Series**

70430Series

**Mates With**

2.54mm (.100") pitch, single or dual  
 row, breakaway headers

**Application Tooling | FAQ**

*Tooling specifications and manuals are  
 found by selecting the products below.  
 Crimp Height Specifications are then  
 contained in the Application Tooling  
 Specification document.*

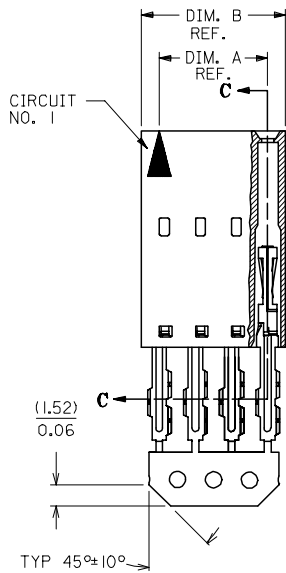
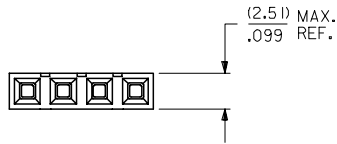
**Global**

Description	Product #
Manual Ribbon	<a href="#">0638170100</a>
Cable Cutter Hand Tool	
TM-42™ FFC and SL™ Termination Kit	<a href="#">0622018700</a>
TM-42™ FFC and SL™ Press and Termination Kit for 110v applications	<a href="#">0622020800</a>

This document was generated on 05/18/2010

**PLEASE CHECK [WWW.MOLEX.COM](http://WWW.MOLEX.COM) FOR LATEST PART INFORMATION**

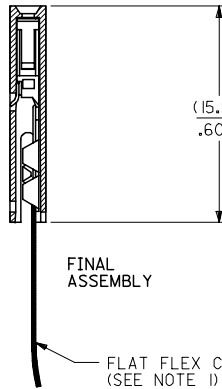
"A" - OPTION



SECTION C-C



PRE-LOAD ASSEMBLY



FINAL ASSEMBLY  
FLAT FLEX CABLE (F.F.C.)  
(SEE NOTE 1)

NOTES:

- 1) PRE LOADED ASSEMBLY TO BE USED WITH (0.30)/.012 MAX. THICK FLAT FLEX CABLE WITH (1.57)/.062 WIDE COPPER CONDUCTORS ON (2.54)/.100 CENTERS OR, (0.13)/.005 - (0.28)/.011 THICK MYLAR WITH (1.02)/.040 - (1.65)/.065 WIDE SILVER INK CONDUCTORS ON (2.54)/.100 CENTERS.
- 2) STANDARD PACKING PER PK70873-0001 SHALL BE USED.
- 3) SEE CHART FOR CIRCUIT SIZES, 'A' AND 'B' DIMENSIONS.
- 4) TWO (2) CIRCUIT ASSEMBLIES SUPPLIED AS GROUPED PAIRS.
- 5) PART MATES WITH (0.64)/.025 SQ. PINS, (8.13)/.320 TO (5.08)/.200 LONG ON (2.54)/.100 CENTERS.
- 6) REFER TO SDA-70430-\*\*\*\* (SHEET 3) FOR MINOR VARIATIONS TO 'G' OPTION HOUSINGS.
- 7) PARTS CONFORM TO CLASS B OF COSMETIC SPECIFICATION PS-45499-002.

CKT. SIZE	EDP. NO.	ENG. NO.	A	B
2	015-47-4024	70430-0351	(2.54) .100	(5.05) .199
3	015-47-4034	70430-0352	(5.08) .200	(7.59) .299
4	015-47-4044	70430-0353	(7.62) .300	(10.13) .399
5	015-47-4054	70430-0354	(10.16) .400	(12.67) .499
6	015-47-4064	70430-0355	(12.70) .500	(15.21) .599
7	015-47-4074	70430-0356	(15.24) .600	(17.75) .699
8	015-47-4084	70430-0357	(17.78) .700	(20.29) .799
9	015-47-4094	70430-0358	(20.32) .800	(22.83) .899
10	015-47-4104	70430-0359	(22.86) .900	(25.37) .999
11	015-47-4114	70430-0360	(25.40) 1.000	(27.91) 1.099
12	015-47-4124	70430-0361	(27.94) 1.100	(30.45) 1.199
13	015-47-4134	70430-0362	(30.48) 1.200	(32.99) 1.299
14	015-47-4144	70430-0363	(33.02) 1.300	(35.53) 1.399
15	015-47-4154	70430-0364	(35.56) 1.400	(38.07) 1.499
16	015-47-4164	70430-0365	(38.10) 1.500	(40.61) 1.599
17	015-47-4174	70430-0366	(40.64) 1.600	(43.15) 1.699
18	015-47-4184	70430-0367	(43.18) 1.700	(45.69) 1.799
19	015-47-4194	70430-0368	(45.72) 1.800	(48.23) 1.899
20	015-47-4204	70430-0369	(48.26) 1.900	(50.77) 1.999
21	015-47-4214	70430-0370	(50.80) 2.000	(53.31) 2.099
22	015-47-4224	70430-0371	(53.34) 2.100	(55.85) 2.199
23	015-47-4234	70430-0372	(55.88) 2.200	(58.39) 2.299
24	015-47-4244	70430-0373	(58.42) 2.300	(60.93) 2.399
25	015-47-4254	70430-0374	(60.96) 2.400	(63.47) 2.499

HOUSING MATERIAL: GLASS FILLED POLYESTER, UL 94V-0.

TERMINAL MATERIAL: PHOSPHOR BRONZE.

PLATING: 30 GOLD - .000030 MINIMUM  
.000075 MINIMUM  
.000050 MINIMUM

GOLD PLATE IN SELECT AREA,  
TIN PLATE IN SELECT AREA,  
NICKEL PLATE OVER-ALL.

CONTACT PLATING	COLOR CODE
TIN	NONE
15 GOLD	YELLOW
30 GOLD	RED

ADD TOLERANCE FC NO: UCP2007-2849 DRAWN: JORGAN 2007/05/18 CHKD: MS BARRA 2007/05/21 APPR: SMILLER 2007/05/21 REVISIONS DESCRIPTION	QUALITY SYMBOLS	GENERAL TOLERANCES (UNLESS SPECIFIED)	DIMENSION STYLE	SCALE	DESIGN UNITS	THIRD ANGLE PROJECTION	
	▽=0 ▽=0	mm INCH 4 PLACES ± --- ± --- 3 PLACES ± --- ± .010 2 PLACES ± 0.25 ± .015 1 PLACE ± 0.38 ± --- ANGULAR ±1/2°	MM/IN	4:1	INCH	DRAWN BY DATE RAS 1986/07/21 CHECKED BY DATE MJM 1986/07/21 APPROVED BY DATE WAZ 1986/07/21 MATERIAL NO. DOCUMENT NO.	TITLE ASSEMBLY, CONNECTOR FFC FEMALE SINGLE ROW (2.54)/.100 MOLEX INCORPORATED
	DRAFT WHERE APPLICABLE MUST REMAIN WITHIN DIMENSIONS	SEE TABLE	SDA-70430-0351-0374	SHEET NO.	1 OF 1		
	THIS DRAWING CONTAINS INFORMATION THAT IS PROPRIETARY TO MOLEX INCORPORATED AND SHOULD NOT BE USED WITHOUT WRITTEN PERMISSION						