

**PLEASE CHECK WWW.MOLEX.COM FOR LATEST PART INFORMATION**

**Part Number:** [0432550043](#)  
**Status:** **Active**  
**Description:** 6.35mm (.250) Pitch MLX Power Connector Receptacle, 2.13mm(.084") Contact Diameter, Vertical, with Plastic Polarizing Peg, 12 Circuits, Lead free

**Documents:**

[3D Model](#) [Product Specification PSX-42002-0001 \(PDF\)](#)  
[Drawing \(PDF\)](#) [RoHS Certificate of Compliance \(PDF\)](#)

**Agency Certification**

CSA LR19980  
 UL E29179

**General**

Product Family PCB Receptacles  
 Series [43255](#)  
 Application Wire-to-Board  
 Comments High Vibration Application  
 Product Name MLX™

**Physical**

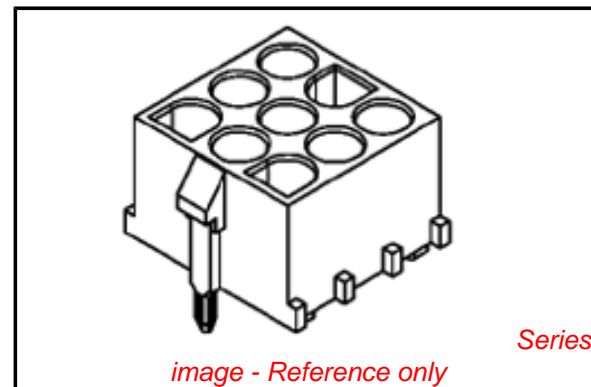
Circuits (Loaded) 12  
 Color - Resin White  
 Durability (mating cycles max) 50  
 Flammability 94V-2  
 Glow-Wire Compliant No  
 Lock to Mating Part Yes  
 Material - Metal Phosphor Bronze  
 Material - Plating Mating Tin  
 Material - Plating Termination Tin  
 Material - Resin Polyester  
 Number of Rows 3  
 Orientation Vertical  
 PC Tail Length (in) 0.169 In  
 PC Tail Length (mm) 4.30 mm  
 PCB Locator Yes  
 PCB Retention Yes  
 PCB Thickness Recommended (in) 0.062 In  
 PCB Thickness Recommended (mm) 1.60 mm  
 Packaging Type Bag  
 Pitch - Mating Interface (in) 0.250 In  
 Pitch - Mating Interface (mm) 6.35 mm  
 Pitch - Term. Interface (in) 0.250 In  
 Pitch - Term. Interface (mm) 6.35 mm  
 Polarized to Mating Part Yes  
 Polarized to PCB Yes  
 Stackable No  
 Surface Mount Compatible (SMC) No  
 Temperature Range - Operating -55°C to +105°C  
 Termination Interface: Style Through Hole

**Electrical**

Current - Maximum per Contact 13.5A  
 Voltage - Maximum 600V

**Solder Process Data**

Duration at Max. Process Temperature (seconds) 10



*image - Reference only*

**EU RoHS**

**ELV and RoHS Compliant**  
**REACH SVHC Contains SVHC: No**  
**Halogen-Free Status**

**China RoHS**



**Need more information on product environmental compliance?**

Email [productcompliance@molex.com](mailto:productcompliance@molex.com)  
 For a multiple part number RoHS Certificate of Compliance, [click here](#)

Please visit the [Contact Us](#) section for any non-product compliance questions.

**Search Parts in this Series**

[43255Series](#)

**Mates With**

[42021](#) , [42023](#)

Lead-free Process Capability  
Process Temperature max. C

Wave Capable (TH only)  
260

**Material Info**

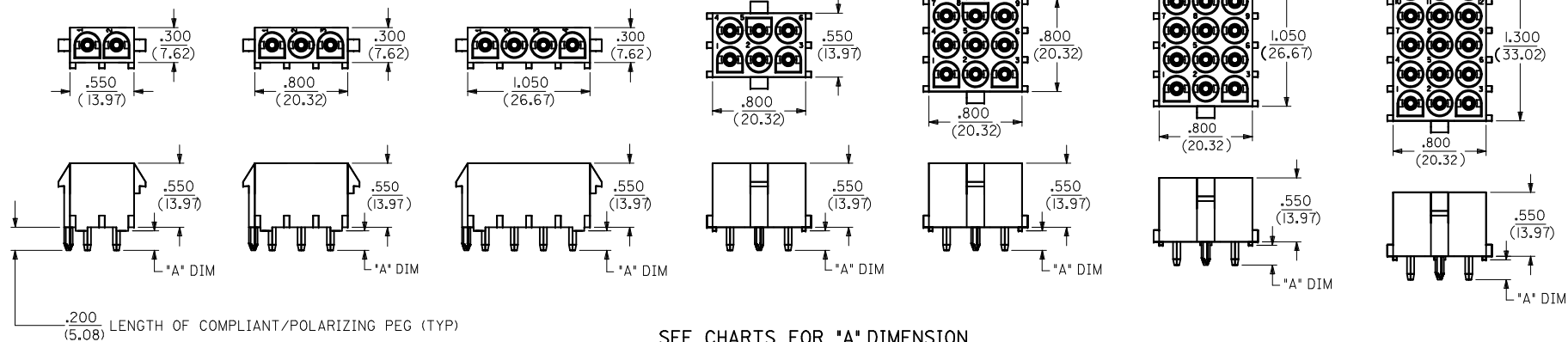
**Reference - Drawing Numbers**

Product Specification  
Sales Drawing

PSX-42002-0001  
SDA-43255-00\*\*

This document was generated on 04/20/2010

**PLEASE CHECK [WWW.MOLEX.COM](http://WWW.MOLEX.COM) FOR LATEST PART INFORMATION**

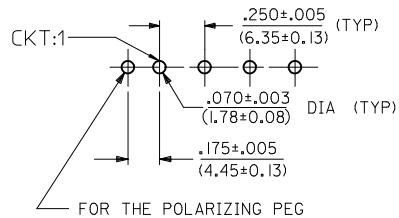


SEE CHARTS FOR "A" DIMENSION

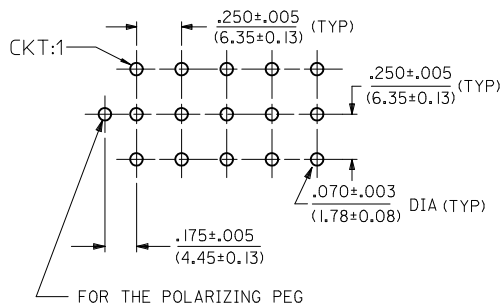
(THE "A" DIMENSION APPLIES TO THE LENGTH OF THE TERMINAL ONLY)

**P.C. BOARD MOUNTING DIMENSIONS**

**2, 3, & 4 POSITION HEADER ASSEMBLIES**



**6, 9, 12 & 15 POSITION HEADER ASSEMBLIES**



**NOTES:**

- 1) MATERIAL CODES:
  - \*A= UNREINFORCED POLYESTER, 94V-0. COLOR: WHITE
  - \*C= NYLON (PA66), UL94V-2. COLOR: NATURAL-TRANSLUCENT
  - \*D= NYLON, V-2. COLOUR: BLACK (ZYTEL 101F)
  - \*E= PA6, SCHULAMID V-2 GRADE, CTI=325V, GLOW WIRE COMPATIBLE COLOUR: NATURAL-WHITE
- 2) PLATING CODES:
  - \*A = TIN 140 m.(3.50 MICRONS) TO 240 m.(6.00 MICRONS)
- 3) TERMINAL LENGTH CODES:
  - I= TERMINAL FOR .062/(1.57) THICK PC BOARD
- 4) DIMENSIONS ARE FOR REFERENCE ONLY UNLESS INDICATED OTHERWISE.
- 5) HEADER ASSEMBLY HOUSINGS MATE WITH :
  - PLUG HOUSINGS, .084/(2.13) DIA. SERIES: (4202I-\*\*)
- 6) CONTACTS ARE ON .250/(6.35) GRID CENTERLINE SPACING.
- 7) PACKAGING SPECIFICATION:
  - 'A' - PK-43255-001, PK-43255-002, PK-43255-003
  - 'B' - PK-36518-292

RoHS COMPLIANT

ENTER DESCRIPTION EC NO: 2010-0191 DRAWN: HMR01 CHKD: KPRASAD APPR: KPRASAD REV: E2	QUALITY SYMBOLS ▽=0 ▽=0	GENERAL TOLERANCES (UNLESS SPECIFIED)		DIMENSION STYLE IN/MM	SCALE 1:1	DESIGN UNITS INCH	THIRD ANGLE PROJECTION
		mm	INCH	DRAWN BY SUDHIR	DATE 2004/06/08	TITLE HEADER HOUSING ASSEMBLY .084/(2.13) SERIES COMPLIANT-POLARIZING PEG	
		4 PLACES ± --- ± ---		CHECKED BY GJLOWE	DATE 2004/06/08	MOLEX INCORPORATED	
		3 PLACES ± --- ± 0.005		APPROVED BY GJLOWE	DATE 2004/06/08	DOCUMENT NO. SDA-43255-00**	
		2 PLACES ± 0.13 ± 0.01		MATERIAL NO.		SHEET NO. 1 OF 2	
		1 PLACE ± 0.25 ± ---		SIZE A2		THIS DRAWING CONTAINS INFORMATION THAT IS PROPRIETARY TO MOLEX INCORPORATED AND SHOULD NOT BE USED WITHOUT WRITTEN PERMISSION	
		ANGULAR ± 1/2°					
		DRAFT WHERE APPLICABLE MUST REMAIN WITHIN DIMENSIONS					

ITEM NO.	CIRCUIT SIZE	MATERIAL COLOR (SEE NOTE 1)	PIN (1) OR SOCKET (2) TERMINALS	TERMINAL PLATING (SEE NOTE 2)	TERMINAL LENGTH (SEE NOTE 3)	"A" DIM ±.015	PACKAGING (SEE NOTE 7)
43255-0003	2	A	2	A	1	.17/(4,3)	A
43255-0059		C	1	A	1		A
43255-0113		C	1	A	1		A
43255-0115		C	2	A	1		A
36759-0021		D	1	A	1		A
36759-0061		D	2	A	1		A
36757-0021	E	1	A	1		A	
36757-0061	E	2	A	1		A	
43255-0011	3	A	2	A	1	.17/(4,3)	A
43255-0067		A	1	A	1		A
43255-0121		C	1	A	1		A
43255-0123		C	2	A	1		A
36759-0022		D	1	A	1		A
36759-0062		D	2	A	1		A
36757-0022	E	1	A	1		A	
36757-0062	E	2	A	1		A	
43255-0019	4	A	2	A	1	.17/(4,3)	A
43255-0075		A	1	A	1		A
43255-0129		C	1	A	1		A
43255-0131		C	2	A	1		A
36759-0023		D	1	A	1		A
36759-0063		D	2	A	1		A
36757-0023	E	1	A	1		A	
36757-0063	E	2	A	1		A	
43255-0027	6	A	2	A	1	.17/(4,3)	A
43255-0083		A	1	A	1		A
43255-0137		C	1	A	1		A
43255-0139		C	2	A	1		A
36759-0024		D	1	A	1		A
36759-0064		D	2	A	1		A
36757-0024	E	1	A	1		A	
36757-0064	E	2	A	1		A	
43255-0035	9	A	2	A	1	.17/(4,3)	A
43255-0091		A	1	A	1		A
43255-0145		C	1	A	1		A
43255-0147		C	2	A	1		A
36759-0025		D	1	A	1		A
36759-0065		D	2	A	1		A
36757-0025	E	1	A	1		A	
36757-0065	E	2	A	1		A	
43255-0043	12	A	2	A	1	.17/(4,3)	A
43255-0099		A	1	A	1		A
43255-0153		C	1	A	1		A
43255-0155		C	2	A	1		A
36759-0026		D	1	A	1		A
36759-0066		D	2	A	1		A
36757-0026	E	1	A	1		A	
36757-0066	E	2	A	1		A	
43255-0051	15	A	2	A	1	.17/(4,3)	A
43255-0107		A	1	A	1		A
43255-0161		C	1	A	1		A
43255-0163		C	2	A	1		A
36759-0027		D	1	A	1		A
36759-0067		D	2	A	1		A
36757-0027	E	1	A	1		A	
36757-0067	E	2	A	1		A	
36766-0001	2	C	1	A	1	.17/(4,3)	B
36766-0002	3	C	1	A	1		B
36766-0003	4	C	1	A	1		B

RoHS COMPLIANT

<b>ENTER DESCRIPTION</b> EC NO: 12010-0191 2009/12/31 DRWN:HMRO1 CHKD:KPRASAD APPR:KPRASAD 2010/01/05 2010/01/13	<b>QUALITY SYMBOLS</b> ▽=0 ▽=0	<b>GENERAL TOLERANCES (UNLESS SPECIFIED)</b>		<b>DIMENSION STYLE</b> IN/MM		SCALE	DESIGN UNITS INCH	THIRD ANGLE PROJECTION	
		mm	INCH	DRAWN BY	DATE	TITLE <b>HEADER HOUSING ASSEMBLY .084/(2.13) SERIES COMPLIANT-POLARIZING PEG</b>			
		4 PLACES ±---	±---	SUDHIR	2004/06/08	MOLEX INCORPORATED			
		3 PLACES ±---	±0.005	GJLOWE	2004/06/08	DOCUMENT NO. <b>SDA-43255-00**</b>			
2 PLACES ±0.13	±0.01	GJLOWE	2004/06/08	DRAFT WHERE APPLICABLE MUST REMAIN WITHIN DIMENSIONS		SEE CHART		SHEET NO. 2 OF 2	
1 PLACE ±0.25	±---	ANGULAR ±1/2°		THIS DRAWING CONTAINS INFORMATION THAT IS PROPRIETARY TO MOLEX INCORPORATED AND SHOULD NOT BE USED WITHOUT WRITTEN PERMISSION					