

PLEASE CHECK WWW.MOLEX.COM FOR LATEST PART INFORMATION

Part Number: [0436500522](#)
Status: **Active**
Overview: [microfit_30](#)
Description: 3.00mm (.118") Pitch Micro-Fit 3.0™ Header, Surface Mount Compatible, Single Row, Vertical, with Press-fit Metal Retention Clip, 5 Circuits, 0.38µm (15µ") Gold (Au) Selective Plating, Glow Wire Compatible

Documents:

[3D Model](#) [Product Specification PS-43650 \(PDF\)](#)
[Drawing \(PDF\)](#) [RoHS Certificate of Compliance \(PDF\)](#)

Agency Certification

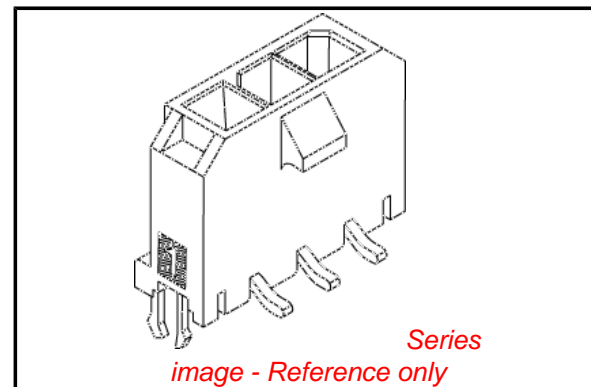
CSA	LR19980
TUV	R72081037
UL	E29179

General

Product Family	PCB Headers
Series	43650
Application	Wire-to-Board
Comments	High Temperature Square Pin Solder Type
Overview	microfit_30
Product Literature Order No	USA-106
Product Name	Micro-Fit 3.0™

Physical

Breakaway	No
Circuits (Loaded)	5
Circuits (maximum)	5
Color - Resin	Black
Durability (mating cycles max)	30
Flammability	94V-0
Glow-Wire Compliant	Yes
Mated Height (in)	0.680 In
Mated Height (mm)	17.27 mm
Material - Metal	Brass
Material - Plating Mating	Gold, Tin
Material - Plating Termination	Tin
Material - Resin	High Temperature Thermoplastic
Number of Rows	1
Orientation	Vertical
PCB Locator	Yes
PCB Retention	Yes
PCB Thickness Recommended (in)	0.062 In
PCB Thickness Recommended (mm)	1.60 mm
Packaging Type	Embossed Tape on Reel
Pitch - Mating Interface (in)	0.118 In
Pitch - Mating Interface (mm)	3.00 mm
Plating min: Mating (µin)	15.2, 35
Plating min: Mating (µm)	0.38, 0.88
Plating min: Termination (µin)	100, 35
Plating min: Termination (µm)	0.88, 2.5
Polarized to PCB	Yes
Shrouded	Fully
Stackable	No
Temperature Range - Operating	-40°C to +105°C



EU RoHS

**ELV and RoHS
Compliant**
**REACH SVHC
Contains SVHC: No**
**Halogen-Free
Status
Not Reviewed**

China RoHS



**Need more information on product
environmental compliance?**

Email productcompliance@molex.com
For a multiple part number RoHS Certificate of Compliance, [click here](#)

Please visit the [Contact Us](#) section for any non-product compliance questions.

Search Parts in this Series

[43650Series](#)

Mates With

[43645 Micro-Fit 3.0™ Receptacle Housing](#)

Termination Interface: Style Surface Mount

Electrical

Current - Maximum per Contact 5A
Voltage - Maximum 250V

Solder Process Data

Duration at Max. Process Temperature (seconds) 30
Lead-free Process Capability Reflow Capable (SMT only)
Max. Cycles at Max. Process Temperature 3
Process Temperature max. C 260

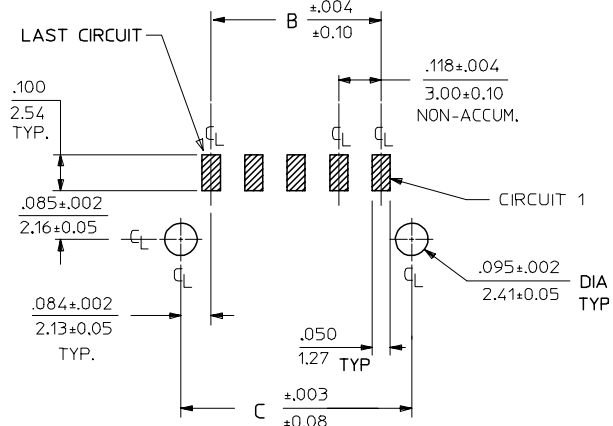
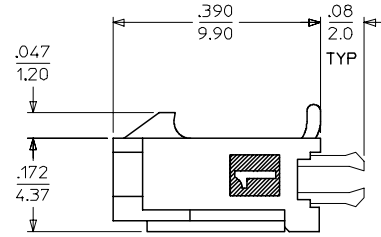
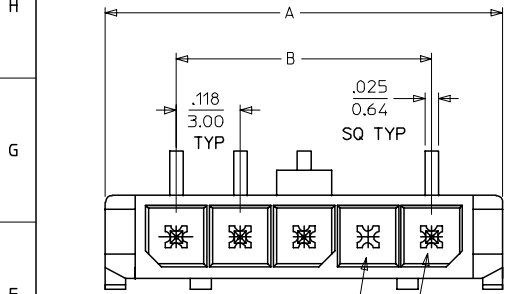
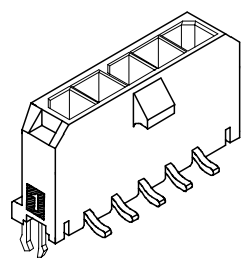
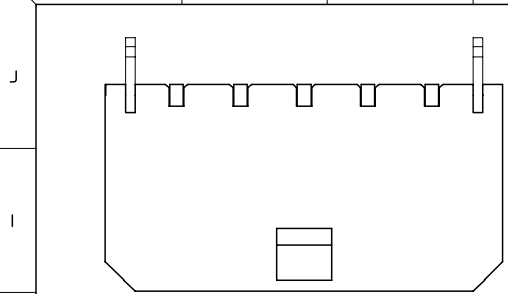
Material Info

Reference - Drawing Numbers

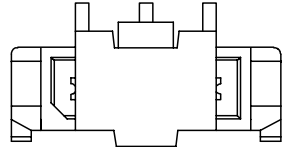
Packaging Specification PK-70873-07**
Product Specification PS-43650
Sales Drawing SD-43650-008
Test Summary TS-43045-002

This document was generated on 05/26/2010

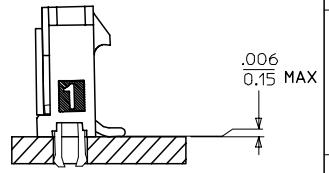
PLEASE CHECK WWW.MOLEX.COM FOR LATEST PART INFORMATION



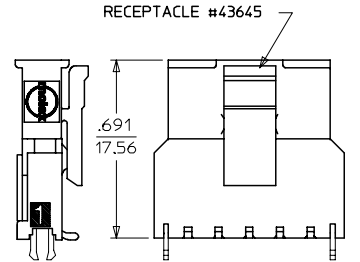
PCB LAYOUT: COMPONENT SIDE
RECOMMENDED PCB THICKNESS: .062/157



SHOWN WITH DISPOSABLE CAP
(FOR REMOVAL FROM TAPE & REEL PACKAGING)
SEE NOTE #4



COPLANARITY DETAIL
SEE NOTE #7



MATED MICRO FIT CONNECTORS

CKTS	DIM A	DIM B	DIM C
2	.380 9.65	.118 3.00	.287 7.30
3	.498 12.65	.236 6.00	.405 10.30
4	.616 15.65	.354 9.00	.524 13.30
5	.734 18.64	.472 12.00	.642 16.30
6	.852 21.64	.591 15.00	.760 19.30
7	.970 24.64	.709 18.00	.878 22.30
8	1.088 27.64	.827 21.00	.996 25.30
9	1.206 30.63	.945 24.00	1.114 28.30
10	1.325 33.66	1.063 27.00	1.232 31.30
11	1.443 36.65	1.181 30.00	1.350 34.30
12	1.561 39.65	1.299 33.00	1.469 37.30

NOTES:

- HOUSING MATERIAL: LIQUID CRYSTAL POLYMER, GLASS FILLED, UL94V-0, COLOR: BLACK
TERMINAL MATERIAL: BRASS ALLOY
- FINISH: A = .000100/(0.00254) MIN. BRIGHT TIN OVER
.000050/(0.00127) MIN. NICKEL
B = .000015/(0.00038) MIN. SELECT GOLD IN CONTACT AREA
.000100/(0.00254) MIN. SELECT MATTE TIN ON SOLDER TAILS
BOTH OVER .000050/(0.00127) NICKEL OVERALL
C = .000030/(0.00076) MIN. SELECT GOLD IN CONTACT AREA
.000100/(0.00254) MIN. SELECT MATTE TIN ON SOLDER TAILS
BOTH OVER .000050/(0.00127) NICKEL OVERALL
* THE PRIMARY SHIPPING CARTON WILL BE LABELED 'COMPLIANT TO
RoHS DIRECTIVE 2002/95/EC AND ELV ANNEX II OF DIRECTIVE 2000/53/EC.'
CARTONS WITHOUT THIS LABEL MAY CONTAIN PRODUCT WITH TIN/LEAD
IN THE PC TAIL AREA.
- PRODUCT SPECIFICATION: PS-43650
- TAPE AND REEL PACKAGED: SEE MOLEX DRAWING PK-70873-07**
- MATES WITH MICRO FIT (3.0) RECEPTACLE SERIES 43645
- TO MINIMIZE INSERTION FORCE ON MOUNTING CLIPS DURING ROBOTIC PLACEMENT,
HOLE DIAMETER SPECIFICATIONS MUST BE INCREASED MAKING THEM MORE COMPATIBLE
WITH PICK AND PLACE EQUIPMENT. HOLE DIAMETERS SHOULD BE INCREASED TO
APPROXIMATELY .100±.002/(2.54±.005) AND EVALUATED PER PLACEMENT EQUIPMENT.
- THE COPLANARITY DIMENSION IS ESTABLISHED BY PLACING THE ASSEMBLY ON A
FLAT SURFACE. THE DISTANCE FROM THAT SURFACE TO THE BOTTOM OF ANY
TERMINAL MUST NOT EXCEED .006/0.15
- A HIGHER TEMPERATURE GRADE MATERIAL (260C MAX. REFLOW TEMPERATURE) IS BEING
PHASED-IN BEGINNING AUGUST 2007. PARTS WILL BE TEMPORARILY IDENTIFIED WITH A
BLUE DOT ON THE PRIMARY SHIPPING CARTON LABEL UNTIL ALL CIRCUIT SIZES ARE
CONVERTED. AT WHICH TIME A FULL-CONVERSION DATE WILL BE IDENTIFIED IN PS-43650.

CKTS	FINISH A		FINISH B		FINISH C	
	MATERIAL NO:	VOID CKT	MATERIAL NO:	VOID CKT	MATERIAL NO:	VOID CKT
02	43650-0221		43650-0222		43650-0223	
03	43650-0321		43650-0322		43650-0323	
04	43650-0421		43650-0422		43650-0423	
05	43650-0521		43650-0522		43650-0523	
06	43650-0621		43650-0622		43650-0623	
07	43650-0721		43650-0722		43650-0723	
08	43650-0821		43650-0822		43650-0823	
09	43650-0921		43650-0922		43650-0923	
10	43650-1021		43650-1022		43650-1023	
11	43650-1121		43650-1122		43650-1123	
12	43650-1221		43650-1222		43650-1223	
03	43650-0332	02				

691 DIM. ADD NOTE 8 EC NO: UCP2008-0037 DRAWN: KIPPER 2007/09/06 CHKD: SSOUSEK 2007/09/11 APPR: FSM TH 2007/09/12	QUALITY SYMBOLS ▽=0 ▽=0	GENERAL TOLERANCES (UNLESS SPECIFIED) mm INCH 4 PLACES ± --- ± --- 3 PLACES ± --- ± .010 2 PLACES ± 0.25 ± .014 1 PLACE ± 0.36 ± --- ANGULAR ±1/2°		DIMENSION STYLE IN/MM DRAWN BY: SAMIEC DATE: 2000/07/07 CHECKED BY: MUELLER DATE: 2000/07/07 APPROVED BY: EDGLEY DATE: 2000/07/07		SCALE: --- DESIGN UNITS: METRIC THIRD ANGLE PROJECTION	
		DRAFT WHERE APPLICABLE MUST REMAIN WITHIN DIMENSIONS				SEE CHART	
		MICRO FIT (3.0) SINGLE ROW / VERTICAL SMT / CLIPS / TRAYS				MOLEX INCORPORATED	
		MATERIAL NO. SD-43650-008				SHEET NO. 1 OF 1	