

PLEASE CHECK WWW.MOLEX.COM FOR LATEST PART INFORMATION

Part Number: [0887667800](#)
Status: **Active**
Description: 1.90mm (.075") Pitch MicroCross™ P&D Digital (M)-to-DVI Digital (M) + USB Type A (M), 2.0m (6.56') Length, Leadfree

Documents:

[Drawing \(PDF\)](#) [RoHS Certificate of Compliance \(PDF\)](#)

General

Product Family Cable Assemblies
 Series [88745](#)
 Connector to Connector MicroCross™ P&D / DVI-D/USB
 Product Name MicroCross™P&D

Physical

Cable Length 2.0m (6.56')
 Circuits (Loaded) 30
 Color - Resin Black, Natural
 Gender Male-Male
 Lock to Mating Part Yes
 Material - Metal Phosphor Bronze
 Material - Plating Mating Gold
 Material - Plating Termination Tin
 Material - Resin Low Density Polyethylene, Polyester
 Packaging Type Bag
 Pitch - Mating Interface (in) 0.075 In
 Pitch - Mating Interface (mm) 1.90 mm
 Plating min: Mating (µin) 10
 Plating min: Mating (µm) 0.25
 Plating min: Termination (µin) 150
 Plating min: Termination (µm) 3.75, 3.80
 Single Ended No
 Termination Interface: Style N/A, Solder or Weld
 Wire Insulation Diameter N/A
 Wire Size AWG 28
 Wire/Cable Type PVC

Electrical

Current - Maximum per Contact 1.5A
 Shielded Yes
 Voltage - Maximum 40V

Material Info

Reference - Drawing Numbers

Sales Drawing SD-88766-001

EU RoHS

RoHS Compliant by Exemption
REACH SVHC Not Reviewed
Halogen-Free Status Not Reviewed

China RoHS



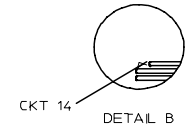
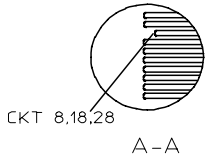
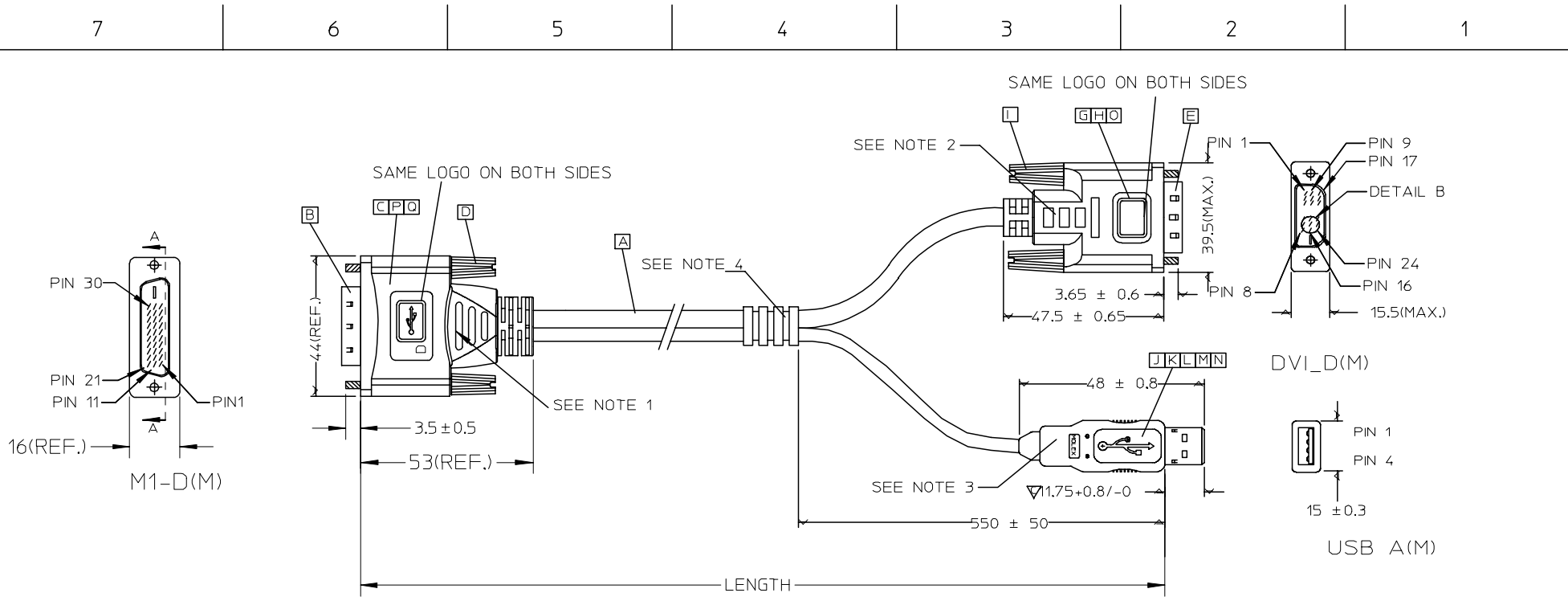
Need more information on product environmental compliance?

Email productcompliance@molex.com
 For a multiple part number RoHS Certificate of Compliance, [click here](#)

Please visit the [Contact Us](#) section for any non-product compliance questions.

Search Parts in this Series

[88745Series](#)



88766-7820	M1-DA DIGITAL COMPUTER CABLE 5M	5000±150	BLACK	887808485
88766-7810	M1-DA DIGITAL COMPUTER CABLE 3M	3000±80	BLACK	887808298
88766-7800	210-0186-02 M1-DA DIGITAL COMPUTER CABLE 2M	2000 ±60	BLACK	887808298
MX P/N	DESCRIPTION	LENGTH	CABLE COLOR	CABLE P/N

ENTER DESCRIPTION EC NO: DG2006-0186 DRWN:PDAI 2006/03/09 CHKD: 2006/03/09 APPR:TKAN 2006/03/10	QUALITY SYMBOLS ▽=0 ◻=0	GENERAL TOLERANCES (UNLESS SPECIFIED) <table border="1"> <tr> <td></td> <td>mm</td> <td>INCH</td> </tr> <tr> <td>4 PLACES</td> <td>±---</td> <td>±---</td> </tr> <tr> <td>3 PLACES</td> <td>±---</td> <td>±---</td> </tr> <tr> <td>2 PLACES</td> <td>±---</td> <td>±---</td> </tr> <tr> <td>1 PLACE</td> <td>±---</td> <td>±---</td> </tr> <tr> <td colspan="3">ANGULAR ±---°</td> </tr> </table>		mm	INCH	4 PLACES	±---	±---	3 PLACES	±---	±---	2 PLACES	±---	±---	1 PLACE	±---	±---	ANGULAR ±---°			DIMENSION STYLE MM ONLY DRAWN BY: PDAI DATE: 2006/03/07 CHECKED BY: ZXDENG DATE: 2006/03/07 APPROVED BY: BORON DATE: 2006/03/07	SCALE: --- DESIGN UNITS: METRIC THIRD ANGLE PROJECTION	TITLE: M1-DA DIGITAL COMPUTER CABLE MOLEX INCORPORATED
		mm	INCH																				
	4 PLACES	±---	±---																				
	3 PLACES	±---	±---																				
2 PLACES	±---	±---																					
1 PLACE	±---	±---																					
ANGULAR ±---°																							
DRAFT WHERE APPLICABLE MUST REMAIN WITHIN DIMENSIONS	MATERIAL NO.: SEE TABLE DOCUMENT NO.: SD-88766-001 SHEET NO.: 1 OF 2																						
		SIZE: 4 THIS DRAWING CONTAINS INFORMATION THAT IS PROPRIETARY TO MOLEX INCORPORATED AND SHOULD NOT BE USED WITHOUT WRITTEN PERMISSION																					
REV	DESCRIPTION																						

NOTE: 1. M1-D BOOT MOLDED WITH BLACK PVC RESIN 887800042.
 2. DVI-D BOOT MOLDED WITH SNOW WHITE PVC RESIN 887800076.
 3. USB-A MOLDED WITH BLACK PVC RESIN 887800019.
 4. STOPPER MOLDED WITH BLACK PVC RESIN 887800019.
 5. SHORTCIRCUIT AMONG DRAIN WIRES IS ACCEPTABLE.
 6. MECHANICAL SPECIFICATION:
 ▽6.1 CABLE SHOULD STAND THE PULL FORCE 89-111N FOR 30 SECONDS WITH NO VISIBLE TERMINATION DAMAGE.

6.2 CABLE SHOULD PASS THE FLEX TEST IN 100 CYCLES AT EACH OF PLANES, PER EIA 364-41, CONDITION 1.

7. PRODUCT ELECTRICAL SPECIFICATION:

- ▽7.1 DIELECTRIC STRENGTH: 300V DC FOR 10mS.
 - ▽7.2 INSULATION RESISTANCE: 20 MEGA Ohms MIN.
 - ▽7.3 CONNECTION RESISTANCE: 2 Ohms for 2M&3M cable; 3 Ohms for 5M cable.
 - ▽7.4 DIFFERENTIAL LINES CHARACTERISTIC IMPEDANCE: 100+/-7 Ohms @TDR.
 - 7.5 SIGNALS CROSSTALK(FEXT): 5% (MAX.) PER ANSI/EIA-364-90.
 - 7.6 SIGNALS INTRA-PAIR SKEW(PER CABLE): <150PS.
- 8.SHORTCIRCUIT AMONG DRAIN WIRES SINGAL GROUND IS ACCEPTABLE.
 9. THIS PRODUCT MUST MEET MX RoHS COMPLIANCE.

USB A	PIN 4	USB RETRUN	PIN 25
	PIN 3	SUB D+	PIN 16
	PIN 2	USB D-	PIN 17
	PIN 1	USB +5VDC	PIN 24
	SHIELD	GROUND	SHIELD
DVI-D	PIN 3	TMDS DATA 2 SHIELD	PIN 3
	PIN 2	TMDS DATA 2 +	PIN 1
	PIN 1	TMDS DATA 2 -	PIN 2
	PIN 11	TMDS DATA 1 SHIELD	PIN 13
	PIN 10	TMDS DATA 1 +	PIN 11
	PIN 9	TMDS DATA 1 -	PIN 12
	PIN 19	TMDS DATA 0 SHIELD	PIN 23
	PIN 18	TMDS DATA 0 +	PIN 21
	PIN 17	TMDS DATA 0 -	PIN 22
	PIN 22	TMDS CLOCK SHIELD	PIN 4
	PIN 23	TMDS CLOCK +	PIN 14
	PIN 24	TMDS CLOCK -	PIN 15
	PIN 16	HOT PLUG DETECT	PIN 8
	PIN 15	DDC SIGNAL & POWER RETURN	PIN 25
	PIN 7	DDC DATA(SDA)	PIN 26
PIN 6	DDC CLOCK(SCL)	PIN 27	
PIN 14	DDC +5 VDC	PIN 28	
CABLE FUNCTION		M1-A	

Q	COPPER FOIL 887801105		1
P	PRE-CUT COPPERFOIL 887801083		1
O	33646-7.5MIL UL-TAPE 887804777	55	1
N	AWG26-28 TERMINAL 887809091		2
M	AWG20-24 TERMINAL 887809090		2
L	USB A HOUSING 887809086		1
K	USB A REAR SHELL 887809084		1
J	USB A FRONT SHELL 887809083		1
I	DVI THUMB SCREW 887806006		2
H	FERRULE 887899376(FOR 88766-7800 & 88766-7810) FERRULE 737720001(FOR 88766-7820)		1
G	WIRE MANAGEMENT BLOCK 887899433		2
E	DVI SINGLE LINK CONNECTOR 743230001		1
D	M1 THUMB SCREW 887806146		2
C	METAL CAN 887899399(88766-7800 & 88766-7810) METAL CAN 887899398(FOR 88766-7820)		1
B	P&D_D STD PLUG ASSY 674850009		1
A	DVI DIGITAL(SL) + USB CABLE (SEE TABLE)		1
ITEM	DESCRIPTION	L	QTY.

ENTER DESCRIPTION EC NO: DG2006-0186 DRWN:PDAI 2006/03/09 CHKD: 2006/03/09 APPR:TKAN 2006/03/10 DESCRIPTION REV	QUALITY SYMBOLS	GENERAL TOLERANCES (UNLESS SPECIFIED)	DIMENSION STYLE	SCALE	DESIGN UNITS	THIRD ANGLE PROJECTION															
	▽=0 ▽=0	<table border="1"> <tr> <td></td> <td>mm</td> <td>INCH</td> </tr> <tr> <td>4 PLACES</td> <td>±---</td> <td>±---</td> </tr> <tr> <td>3 PLACES</td> <td>±---</td> <td>±---</td> </tr> <tr> <td>2 PLACES</td> <td>±---</td> <td>±---</td> </tr> <tr> <td>1 PLACE</td> <td>±---</td> <td>±---</td> </tr> </table> ANGULAR ±---°		mm	INCH	4 PLACES	±---	±---	3 PLACES	±---	±---	2 PLACES	±---	±---	1 PLACE	±---	±---	MM ONLY	---	METRIC	THIRD ANGLE PROJECTION
		mm	INCH																		
	4 PLACES	±---	±---																		
3 PLACES	±---	±---																			
2 PLACES	±---	±---																			
1 PLACE	±---	±---																			
DRAFT WHERE APPLICABLE MUST REMAIN WITHIN DIMENSIONS	DRAWN BY PDAI CHECKED BY ZXDENG APPROVED BY BORON DATE 2006/03/07 DATE 2006/03/07 DATE 2006/03/07	TITLE	M1-DA DIGITAL COMPUTER CABLE																		
			MATERIAL NO. SEE TABLE	DOCUMENT NO. SD-88766-001	SHEET NO. 2 OF 2																