

**PLEASE CHECK WWW.MOLEX.COM FOR LATEST PART INFORMATION**

**Part Number:** [0015388218](#)  
**Status:** **Active**  
**Overview:** [cgrid\\_sl\\_products](#)  
**Description:** 2.54mm (.100") C-Grid SL™ Single Row, Female, Version A Receptacle, 21 Circuits

**Documents:**

[3D Model](#) [Product Specification PS-70430 \(PDF\)](#)  
[Drawing \(PDF\)](#) [RoHS Certificate of Compliance \(PDF\)](#)

**Agency Certification**

CSA LR19880  
 UL E29179

**General**

Product Family [FFC/FPC Connectors](#)  
 Series [70430](#)  
 Overview [cgrid\\_sl\\_products](#)  
 Product Name [SL™](#)

**Physical**

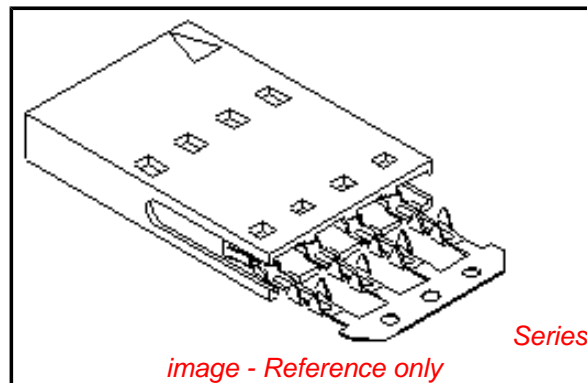
Circuits (Loaded) 21  
 Color - Resin Black  
 Contact Position N/A  
 Durability (mating cycles max) 25  
 Entry Angle Vertical  
 Flammability 94V-0  
 Material - Metal Phosphor Bronze  
 Material - Plating Mating Tin  
 Material - Plating Termination Tin  
 Material - Resin Polyester Alloy  
 Number of Rows 1  
 Orientation Vertical  
 PC Tail Length (in) 0.130 In  
 PC Tail Length (mm) 3.30 mm  
 PCB Retention None  
 PCB Thickness Recommended (in) 0.062 In, 0.093 In  
 PCB Thickness Recommended (mm) 1.60 mm, 2.40 mm  
 Packaging Type Tube  
 Pitch - Mating Interface (in) 0.100 In  
 Pitch - Mating Interface (mm) 2.54 mm  
 Plating min: Mating (µin) 150  
 Plating min: Mating (µm) 3.75  
 Plating min: Termination (µin) 75  
 Plating min: Termination (µm) 1.875  
 Polarized to PCB No  
 Stackable Yes  
 Temperature Range - Operating -40°C to +105°C  
 Termination Interface: Style IDT or Pierce  
 Wire/Cable Type FFC/FPC

**Electrical**

Current - Maximum per Contact 1A, 2A  
 Voltage - Maximum 250V

**Material Info**

Old Part Number 70430-0020



*image - Reference only*

**EU RoHS**

**ELV and RoHS  
 Compliant**  
**REACH SVHC  
 Contains SVHC: No**  
**Halogen-Free  
 Status**  
**Not Reviewed**

**China RoHS**



**Need more information on product  
 environmental compliance?**

Email [productcompliance@molex.com](mailto:productcompliance@molex.com)  
 For a multiple part number RoHS Certificate of  
 Compliance, [click here](#)

Please visit the [Contact Us](#) section for any  
 non-product compliance questions.

**Search Parts in this Series**

[70430Series](#)

**Mates With**

2.54mm (.100") pitch, single or dual  
 row,breakaway headers

**Reference - Drawing Numbers**

Product Specification  
Sales Drawing

PS-70430  
SDA-70430-0001-0024

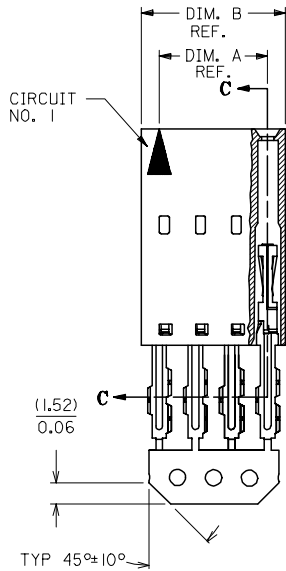
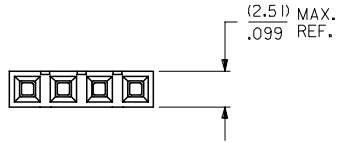
This document was generated on 05/18/2010

**PLEASE CHECK [WWW.MOLEX.COM](http://WWW.MOLEX.COM) FOR LATEST PART INFORMATION**

"A" - OPTION

NOTES:

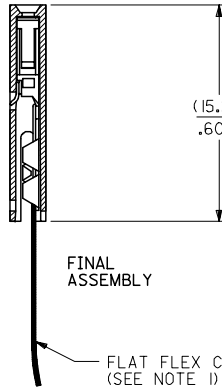
- 1) PRE LOADED ASSEMBLY TO BE USED WITH (0.30)/.012 MAX. THICK FLAT FLEX CABLE WITH (1.57)/.062 WIDE COPPER CONDUCTORS ON (2.54)/.100 CENTERS OR, (0.13)/.005 - (0.28)/.011 THICK MYLAR WITH (1.02)/.040 - (1.65)/.065 WIDE SILVER INK CONDUCTORS ON (2.54)/.100 CENTERS.
- 2) STANDARD PACKING PER PK70873-0001 SHALL BE USED.
- 3) SEE CHART FOR CIRCUIT SIZES, 'A' AND 'B' DIMENSIONS.
- 4) TWO (2) CIRCUIT ASSEMBLIES SUPPLIED AS GROUPED PAIRS.
- 5) PART MATES WITH (0.64)/.025 SQ. PINS, (8.13)/.320 TO (5.08)/.200 LONG ON (2.54)/.100 CENTERS.
- 6) REFER TO SDA-70430-\*\*\*\* (SHEET 3) FOR MINOR VARIATIONS TO 'G' OPTION HOUSINGS.
- 7) PARTS CONFORM TO CLASS B OF COSMETIC SPECIFICATION PS-45499-002.



SECTION C-C



PRE-LOAD ASSEMBLY



FINAL ASSEMBLY

FLAT FLEX CABLE (F.F.C.)  
(SEE NOTE 1)

HOUSING MATERIAL: GLASS FILLED POLYESTER, UL 94V-0.  
TERMINAL MATERIAL: PHOSPHOR BRONZE.  
PLATING: TIN - .000150 MINIMUM TIN OVER  
.000050 MINIMUM NICKEL PLATE.

CONTACT PLATING	COLOR CODE
TIN	NONE
15 GOLD	YELLOW
30 GOLD	RED

CKT. SIZE	EDP. NO.	ENG. NO.	A	B
2	015-38-8028	70430-0001	(2.54) .100	(5.05) .199
3	015-38-8038	70430-0002	(5.08) .200	(7.59) .299
4	015-38-8048	70430-0003	(7.62) .300	(10.13) .399
5	015-38-8058	70430-0004	(10.16) .400	(12.67) .499
6	015-38-8068	70430-0005	(12.70) .500	(15.21) .599
7	015-38-8078	70430-0006	(15.24) .600	(17.75) .699
8	015-38-8088	70430-0007	(17.78) .700	(20.29) .799
9	015-38-8098	70430-0008	(20.32) .800	(22.83) .899
10	015-38-8108	70430-0009	(22.86) .900	(25.37) .999
11	015-38-8118	70430-0010	(25.40) 1.000	(27.91) 1.099
12	015-38-8128	70430-0011	(27.94) 1.100	(30.45) 1.199
13	015-38-8138	70430-0012	(30.48) 1.200	(32.99) 1.299
14	015-38-8148	70430-0013	(33.02) 1.300	(35.53) 1.399
15	015-38-8158	70430-0014	(35.56) 1.400	(38.07) 1.499
16	015-38-8168	70430-0015	(38.10) 1.500	(40.61) 1.599
17	015-38-8178	70430-0016	(40.64) 1.600	(43.15) 1.699
18	015-38-8188	70430-0017	(43.18) 1.700	(45.69) 1.799
19	015-38-8198	70430-0018	(45.72) 1.800	(48.23) 1.899
20	015-38-8208	70430-0019	(48.26) 1.900	(50.77) 1.999
21	015-38-8218	70430-0020	(50.80) 2.000	(53.31) 2.099
22	015-38-8228	70430-0021	(53.34) 2.100	(55.85) 2.199
23	015-38-8238	70430-0022	(55.88) 2.200	(58.39) 2.299
24	015-38-8248	70430-0023	(58.42) 2.300	(60.93) 2.399
25	015-38-8258	70430-0024	(60.96) 2.400	(63.47) 2.499

ADD TOLERANCE FC NO: UCP2007-2849 DRAWN: JORGAN 2007/05/18 CHKD: MS BARRA 2007/05/21 APPR: SMILLER 2007/05/21 REVISIONS DESCRIPTION	QUALITY SYMBOLS	GENERAL TOLERANCES (UNLESS SPECIFIED)	DIMENSION STYLE	SCALE	DESIGN UNITS	THIRD ANGLE PROJECTION
	$\nabla=0$ $\nabla=0$	mm INCH	MM/IN	4:1	INCH	
		4 PLACES ± --- ± ---	DRAWN BY DATE	RAS 1986/07/21	TITLE	ASSEMBLY, CONNECTOR FFC FEMALE SINGLE ROW (2.54)/.100 GRID
		3 PLACES ± --- ± .010	CHECKED BY DATE	MJM 1986/07/21	MATERIAL NO.	SDA-70430-0001-0024
	2 PLACES ± 0.25 ± .015	APPROVED BY DATE	WAZ 1986/07/21	DOCUMENT NO.	1 OF 1	
	1 PLACE ± 0.38 ± ---					
	ANGULAR ±1/2°	DRAFT WHERE APPLICABLE MUST REMAIN WITHIN DIMENSIONS	SEE TABLE			