



# BAS16TW/BAW56DW/BAV70DW/BAV99S

## SURFACE MOUNT SWITCHING DIODES

**VOLTAGE** 100 Volts **POWER** 200mWatts

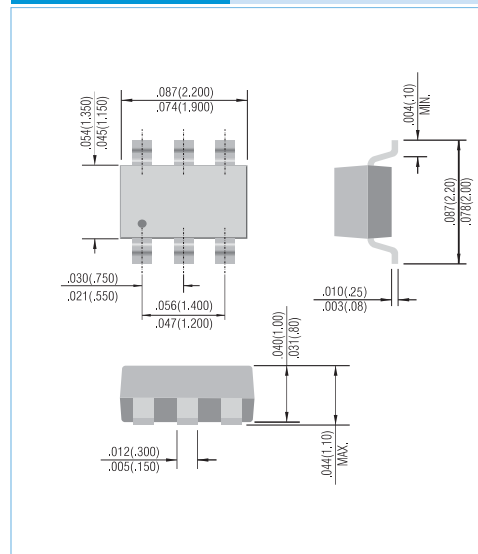
SOT-363 Unit: inch ( mm )

### FEATURES

- Fast switching speed.
- Surface mount package Ideally Suited for Automatic insertion
- High Conductance
- In compliance with EU RoHS 2002/95/EC directives

### MECHANICAL DATA

- Case: SOT-363, Plastic
- Terminals: Solderable per MIL-STD-750, Method 2026
- Weight: approximately 0.006gram



## MAXIMUM RATINGS AND ELECTRICAL CHARACTERISTICS

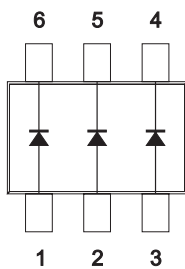
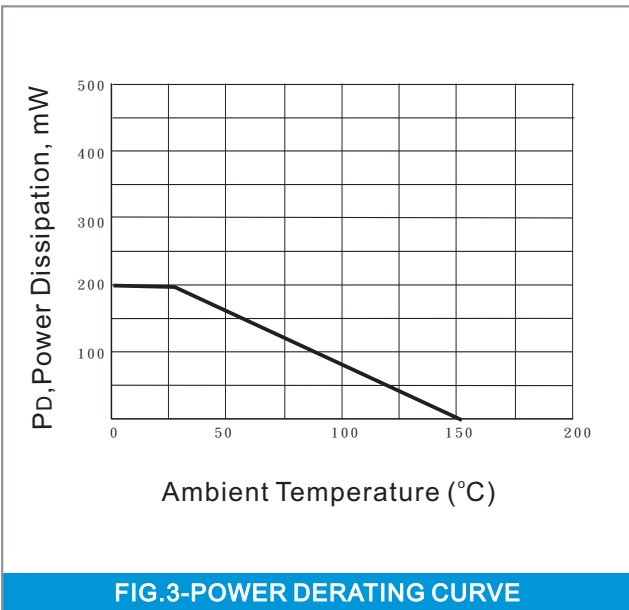
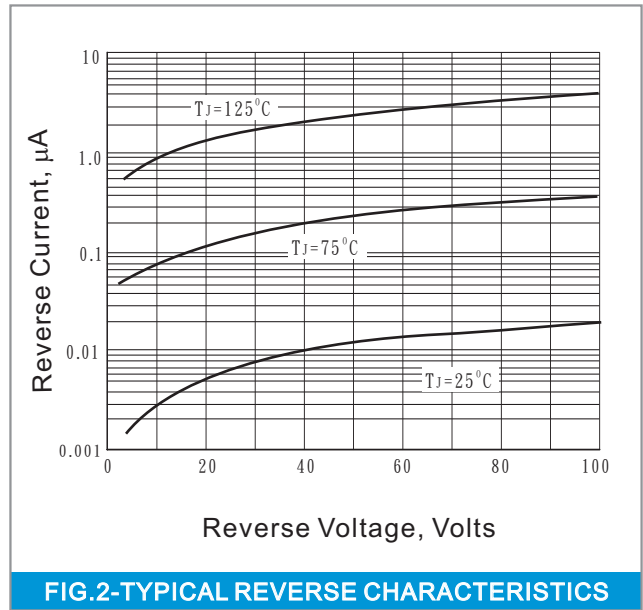
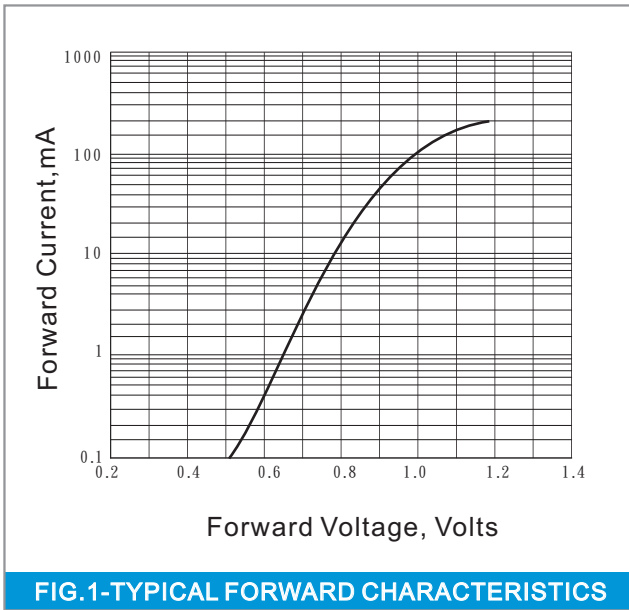
Ratings at 25°C ambient temperature unless otherwise specified. For capacitive load, derate current by 20%.

PARAMETER	SYMBOL	BAS16TW	BAW56DW	BAV70DW	BAV99S	UNITS
Marking Code	-	16T	JC	JA	JB	-
Reverse Voltage	$V_R$	75				V
Peak Reverse Voltage	$V_{RM}$	100				V
Rectified Current (Average), Half Wave Rectification With Resistive Load and $f \geq 50\text{Hz}$	$I_O$	150				mA
Peak Forward Surge Current, 1.0 $\mu\text{s}$	$I_{FSM}$	4.0				A
Power Dissipation Derate Above 25°C	$P_{TOT}$	200				mW
Maximum Forward Voltage	$V_F$	0.715@ $I_F=0.001\text{A}$ 0.855@ $I_F=0.01\text{A}$ 1.0@ $I_F=0.05\text{A}$ 1.25@ $I_F=0.15\text{A}$				V
Maximum DC Reverse Current at 25V 75V	$I_R$	0.03 2.5				$\mu\text{A}$
Maximum Junction Capacitance (Note 1)	$C_J$	1.5				pF
Maximum Reverse Recovery Time (Note 2)	$T_{RR}$	4.0				ns
Typical Thermal Resistance	$R_{\theta JA}$	625				°C / W
Junction Temperature Range	$T_J$	-55 to +150				°C
Circuit Figure		Fig.48	Fig.51	Fig.52	Fig.32	

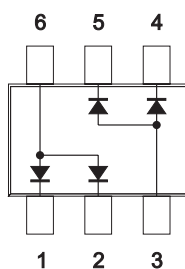
NOTE : 1. Reverse Bias Voltage = 0.  $f=1\text{MHz}$   
2.  $I_F=10\text{mA}$  to  $I_R=1\text{mA}$ .  $V_R=6\text{V}$ . Load=100 $\Omega$



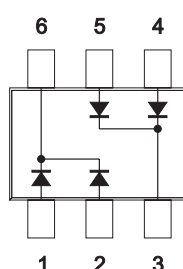
# BAS16TW/BAW56DW/BAV70DW/BAV99S



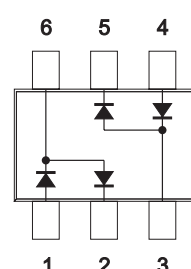
**Fig.48**



**Fig.51**



**Fig.52**

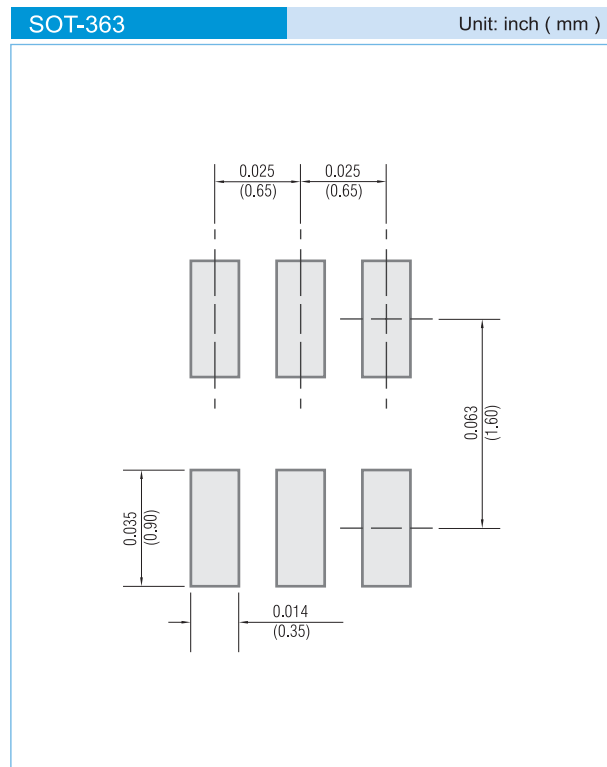


**Fig.32**



# BAS16TW/BAW56DW/BAV70DW/BAV99S

## MOUNTING PAD LAYOUT



## ORDER INFORMATION

- Packing information
  - T/R - 10K per 13" plastic Reel
  - T/R - 3K per 7" plastic Reel

## LEGAL STATEMENT

### Copyright PanJit International, Inc 2009

The information presented in this document is believed to be accurate and reliable. The specifications and information herein are subject to change without notice. Pan Jit makes no warranty, representation or guarantee regarding the suitability of its products for any particular purpose. Pan Jit products are not authorized for use in life support devices or systems. Pan Jit does not convey any license under its patent rights or rights of others.