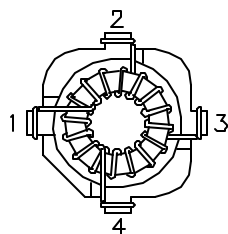
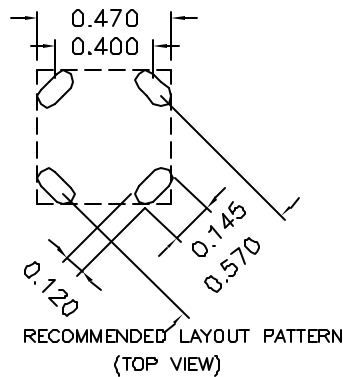
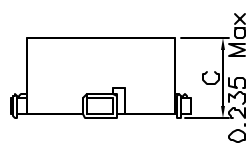
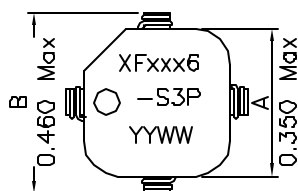


6XFxxx6-S3P SERIES INDUCTORS

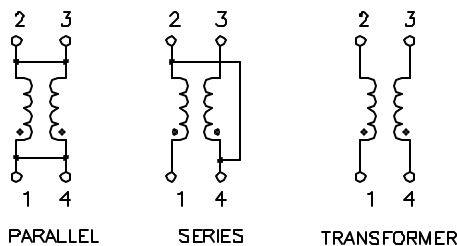
- * TRUE SURFACE MOUNT DESIGN
- * ECONOMICAL, LOW COST SOLUTION TO YOUR POWER REQUIREMENTS
- * CUSTOM VERSIONS AVAILABLE AT NO EXTRA COST
- * TAPE AND REEL PACKAGING AVAILABLE, 650 PCS PER 13" REEL
- * VERSATILE DUAL WINDING DESIGN, USE AS HIGH CURRENT CHOKE OR ONE(1) TO ONE (1) TRANSFORMER
- * CONSTANT INDUCTANCE UP TO 1.0 MHz
- * Flamability Rating: UL94V-0

Mechanical Dimensions:



BOTTOM VIEW

Schematic:



TOLERANCE:
.xxx ±0.010
Dimensions in Inch

Part Number	PARALLEL RATINGS			SERIES RATINGS		
	INDUCTANCE uH	CURRENT ADC	DCR Ohms	INDUCTANCE uH	CURRENT ADC	DCR Ohms
6XF4709-S3P	0.42	6.50	0.005	1.69	3.25	0.019
6XF6809-S3P	0.75	5.50	0.006	3.01	2.75	0.024
6XF0016-S3P	1.18	4.60	0.008	4.70	2.30	0.029
6XF0026-S3P	2.30	4.50	0.010	9.21	2.25	0.038
6XF0056-S3P	4.70	3.00	0.021	18.80	1.50	0.084
6XF0086-S3P	7.94	2.60	0.027	31.77	1.30	0.108
6XF0106-S3P	10.58	2.50	0.032	42.30	1.25	0.125
6XF0156-S3P	15.23	1.70	0.359	60.91	0.85	0.237
6XF0206-S3P	20.73	1.30	0.107	82.91	0.65	0.427
6XF0256-S3P	24.86	1.00	0.117	99.45	0.50	0.466
6XF0336-S3P	31.77	1.40	0.106	127.09	0.70	0.421
6XF0506-S3P	51.18	0.92	0.210	204.73	0.46	0.839
6XF0686-S3P	67.87	0.78	0.304	271.47	0.39	1.214
6XF1006-S3P	99.45	0.63	0.458	397.81	0.32	1.829
6XF1506-S3P	147.39	0.43	0.561	589.57	0.22	2.242
6XF2006-S3P	198.58	0.39	0.796	794.30	0.20	3.184
6XF3006-S3P	300.80	0.38	1.233	1203.20	0.19	4.929