

PLEASE CHECK WWW.MOLEX.COM FOR LATEST PART INFORMATION

Part Number: [0442060001](#)
Status: **Active**
Overview: [minifit_jr](#)
Description: 4.20mm (.165") Pitch Mini-Fit Jr.™ Header, Dual Row, Vertical, with 11.90mm (.469") Locking Ramp, 24 Circuits, with Both Snap-in Platistic Pegs

Documents:

[3D Model](#) [RoHS Certificate of Compliance \(PDF\)](#)
[Drawing \(PDF\)](#)

General

Product Family	PCB Headers
Series	44206
Application	Wire-to-Board
Comments	Current = 13A max. per circuit when header is mated to a receptacle loaded with 45750 Mini-Fit Plus HCS™ Crimp Terminal Crimped to 16 AWG wire. . See Molex product specification PS-45750-001 for additional current de-rating information.
Overview	minifit_jr
Product Name	Mini-Fit Jr.™

Physical

Breakaway	No
Circuits (Loaded)	24
Circuits (maximum)	24
Color - Resin	Natural
Durability (mating cycles max)	30
First Mate / Last Break	No
Glow-Wire Compliant	No
Guide to Mating Part	Yes
Keying to Mating Part	Yes
Lock to Mating Part	Yes
Material - Metal	Brass
Material - Plating Mating	Tin
Material - Plating Termination	Tin
Material - Resin	Nylon
Number of Rows	2
Orientation	Vertical
PC Tail Length (in)	0.130 In
PC Tail Length (mm)	3.30 mm
PCB Locator	Yes
PCB Retention	Yes
PCB Thickness Recommended (in)	0.070 In
PCB Thickness Recommended (mm)	1.80 mm
Packaging Type	Tray
Pitch - Mating Interface (in)	0.165 In
Pitch - Mating Interface (mm)	4.20 mm
Plating min: Mating (µin)	35
Plating min: Mating (µm)	0.88
Plating min: Termination (µin)	35
Plating min: Termination (µm)	0.88
Polarized to PCB	Yes
Shrouded	Fully
Stackable	No
Surface Mount Compatible (SMC)	No

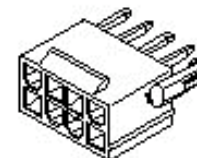


image - Reference only

Series

EU RoHS

ELV and RoHS Compliant
REACH SVHC
 Not Reviewed
Halogen-Free Status
 Not Reviewed

China RoHS



Need more information on product environmental compliance?

Email productcompliance@molex.com
 For a multiple part number RoHS Certificate of Compliance, [click here](#)

Please visit the [Contact Us](#) section for any non-product compliance questions.

Search Parts in this Series

[44206Series](#)

Mates With

[5557](#) Mini-Fit Jr.™ Receptacle Housing

Temperature Range - Operating -40°C to +105°C
Termination Interface: Style Through Hole

Electrical

Current - Maximum per Contact 13A
Voltage - Maximum 600V

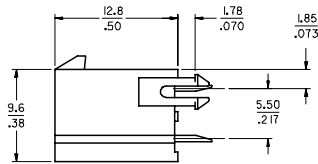
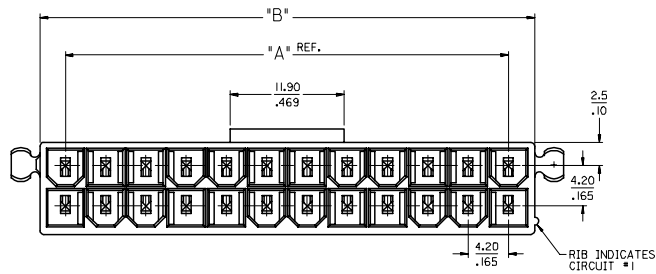
Material Info

Reference - Drawing Numbers

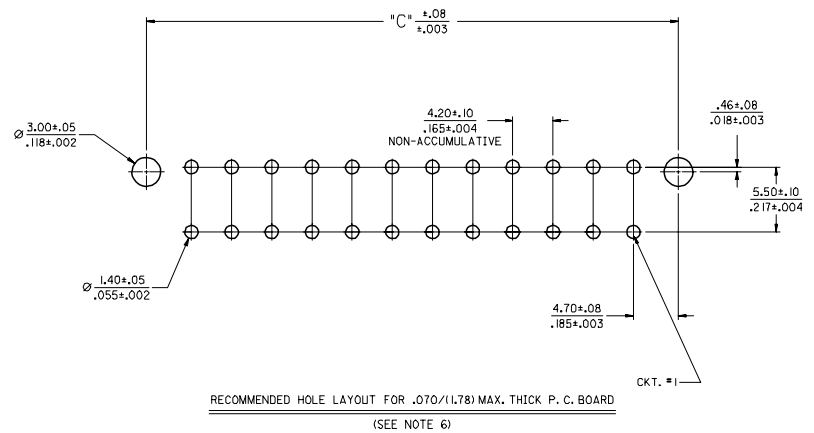
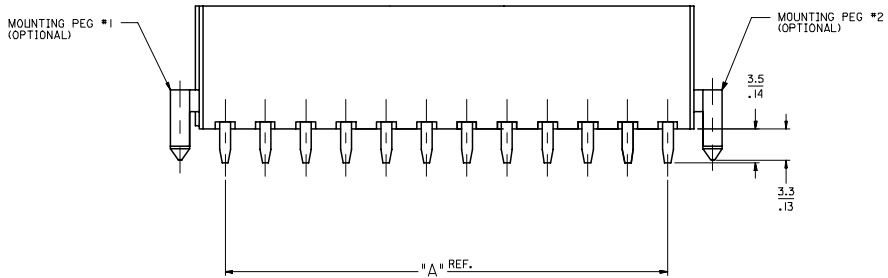
Sales Drawing SDA-44206-001

This document was generated on 05/24/2010

PLEASE CHECK WWW.MOLEX.COM FOR LATEST PART INFORMATION



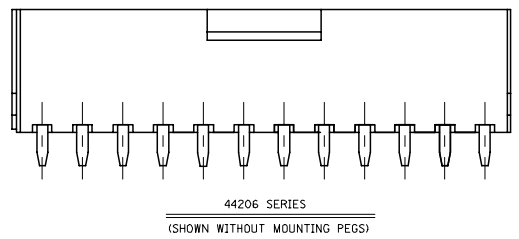
MATERIAL NUMBER	CKT SIZE	DRAIN HOLES	MOUNTING OPTION	FINISH	HOUSING MATERIAL
44206-0001	24 CKT.	WITH	BOTH PEGS	A	A
44206-0002	24 CKT.	WITH	NO PEGS	A	A
44206-0003	8 CKT.	WITH	BOTH PEGS	A	A
44206-0004	8 CKT.	WITH	PEG 1 ONLY	A	A
44206-0005	8 CKT.	WITH	PEG 2 ONLY	A	A
44206-0006	8 CKT.	WITH	NO PEGS	A	A
44206-0007	24 CKT.	WITH	PEG 2 ONLY	A	A



- NOTES:**
- HOUSING MATERIAL:
 - A - NYLON 6/6, ULL, 94V-2, COLOR: NATURAL.
 - B - NYLON 6/6, ULL, 94V-0, COLOR: NATURAL.
 - TERMINAL MATERIAL: BRASS ALLOY 260
 - FINISH
 - A - .000035/(.00090) MIN. BRIGHT TIN OVER .000020/(.00050) MIN. COPPER.
 - B - .000030/(.00076) MIN. SELECT GOLD AND .000100/(.00254) MIN. SELECT MATTE TIN OVER .000050/(.00127) MIN. NICKEL OVERALL.
 - C - .000015/(.00038) MIN. SELECT GOLD AND .000100/(.00254) MIN. SELECT MATTE TIN OVER .000050/(.00127) MIN. NICKEL OVERALL.
 - D - .000100/(.00254) MIN. BRIGHT TIN OVER .000050/(.00127) MIN. NICKEL.

CIRCUIT SIZE	DIM. "A"	DIM. "B"	DIM. "C"
8	.50 (12.6)	.71 (18.0)	.866 (22.00)
10	.66 (16.8)	.87 (22.2)	1.031 (26.20)
12	.83 (21.0)	1.04 (26.4)	1.197 (30.40)
14	.99 (25.2)	1.20 (30.6)	1.362 (34.60)
16	1.16 (29.4)	1.37 (34.8)	1.528 (38.80)
18	1.32 (33.6)	1.54 (39.0)	1.693 (43.00)
20	1.49 (37.8)	1.70 (43.2)	1.858 (47.20)
22	1.65 (42.0)	1.87 (47.4)	2.024 (51.40)
24	1.82 (46.2)	2.03 (51.6)	2.189 (55.60)

- *THE PRIMARY SHIPPING CARTON WILL BE LABELED "COMPLIANT TO ROHS DIRECTIVE 2002/95/EC AND ELV ANNEX II OF DIRECTIVE 2000/53/EC". CARTONS WITHOUT THIS LABEL MAY CONTAIN PRODUCT WITH TIN-LEAD PLATING.
- PRODUCT SPECIFICATION AND PROCESSING PARAMETERS: SEE: PS-5556-0001.
 - PART MATES WITH MINI-FIT JR. RECEPTACLE *5557.
 - MOUNTING OPTIONS: SEE CHART
 - LOCATION OF 3.00/(.18) DIA. HOLES ON P.C. BOARD IS FOR OPTIONAL PEGS.
 - CONNECTOR ASSEMBLIES ARE NOT TO BE MATED OR UNMATED WHILE CIRCUITS ARE LIVE.
 - CONNECTORS ARE NOT TO BE MATED OR UN-MATED WHILE CIRCUITS ARE LIVE.



TRANSF. DESIGN CONTROL EC NO: UCP2005-245Z DR: MCK STEWART 2005/05/09 CHK: KAPULGAR 2005/05/11 APPR: MARGILLI 2005/05/16	QUALITY SYMBOLS ▽=0 ▽=0	GENERAL TOLERANCES (UNLESS SPECIFIED)		DIMENSION STYLE MM/IN		SCALE 4:1	DESIGN UNITS METRIC	THIRD ANGLE PROJECTION
		4 PLACES ± .010 ± .005 3 PLACES ± .013 ± .01 2 PLACES ± .025 ± .01 1 PLACE ± .025 ± .01	mm INCH	DRAWN BY L. MOSLEY DATE 07/03/98	CHECKED BY BANDURA DATE 07/03/98	TITLE MINI-FIT JR. VERTICAL HEADER ASSEMBLY W/WO PEGS, WITH DRAIN HOLES		
		ANGULAR ±1/2°		APPROVED BY EDGLEY DATE 07/03/98	MATERIAL NO. SEE CHART	DOCUMENT NO. SDA-44206-001		
		DRAFT WHERE APPLICABLE MUST REMAIN WITHIN DIMENSIONS		SIZE D	THIS DRAWING CONTAINS INFORMATION THAT IS PROPRIETARY TO MOLEX INCORPORATED AND SHOULD NOT BE USED WITHOUT WRITTEN PERMISSION			