




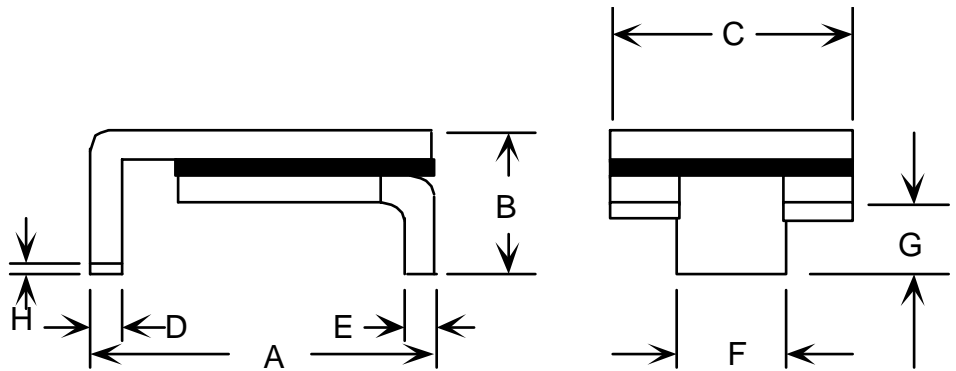
Specification Status: Released

Maximum Electrical Rating

Operating Voltage: 6V
Interrupt Current: 40A

Marking:

 **260F** - Part Identification
 Manufacturer's Mark
 Lot Identification



Notes:

1. All metal surfaces are tin plated.
2. Devices cannot be wave soldered.
3. Drawing not to scale.

TABLE I. DIMENSIONS:

	A		B		C		D		E		F		G		H
	MIN	MAX	MIN	MAX	MIN	MAX	MIN	MAX	MIN	MAX	MIN	MAX	MIN	MAX	MIN
mm:	6.73	7.98	--	3.00	4.8	5.44	0.56	0.71	0.56	0.71	2.16	2.41	0.66	1.37	0.43
in*:	(0.265)	(0.314)	--	(0.118)	(0.19)	(0.214)	(0.022)	(0.028)	(0.022)	(0.028)	(0.085)	(0.095)	(0.026)	(0.054)	(0.017)

TABLE II. PERFORMANCE RATINGS:

CURRENT RATINGS**			TIME TO TRIP*	RESISTANCE VALUES		TRIPPED-STATE POWER DISSIPATION**
AMPS AT 0°C HOLD	AMPS AT 20°C HOLD	AMPS AT 60°C HOLD	SECONDS AT 20°C, 8 A MAX	OHMS AT 20°C		WATTS AT 20°C, 6V MAX
				MIN	MAX*	
2.9	2.6	1.7	20.0	0.025	0.075	1.7

* Maximum Resistance is measured 1 hour after reflow at 260°C, 20 seconds

** Values specified were determined using PCB's with 0.120"X2.0 ounce copper traces

Agency Recognition:
 Reference Documents:
 Precedence:
 Effectivity:
 CAUTION:

UL, CSA, TÜV
 PS300, E.N. SMD 1.0x
 This specification takes precedence over documents referenced herein.
 Reference documents shall be the issue in effect on the date of invitation for bid.
 Operation beyond the rated voltage or current may result in rupture, electrical arcing or flame.

Materials Information

ROHS Compliant

Directive 2002/95/EC
 Compliant

ELV Compliant

Directive 2000/53/EC
 Compliant

Pb-Free

