

PLEASE CHECK WWW.MOLEX.COM FOR LATEST PART INFORMATION

Part Number: **0022503205**
Status: **Active**
Overview: **kk**
Description: 2.54mm (.100") KK® IDT Double Cantilever Contact, 20 Circuits, Tin (Sn), Feed-Through, Friction Ramp and Polarizing Rib, Green ID Strip

Documents:

[3D Model](#) [Product Specification PSX-7690S \(PDF\)](#)
[Drawing \(PDF\)](#) [RoHS Certificate of Compliance \(PDF\)](#)

Agency Certification

CSA LR19980

General

Product Family IDT and Solder Connectors
 Series [7720](#)
 Comments Version H
 Crimp Quality Equipment Yes
 Overview [kk](#)
 Product Name KK®

Physical

Circuits (Loaded) 20
 Circuits (maximum) 20
 Color - Resin Natural
 Durability (mating cycles max) 5
 Flammability 94V-2
 Gender Female
 Glow-Wire Compliant No
 Lock to Mating Part None
 Material - Metal Brass
 Material - Plating Mating Tin
 Material - Plating Termination Tin
 Material - Resin Nylon
 Number of Rows 1
 Packaging Type Bag
 Pitch - Mating Interface (in) 0.100 In
 Pitch - Mating Interface (mm) 2.54 mm
 Pitch - Term. Interface (in) 0.100 In
 Pitch - Term. Interface (mm) 2.54 mm
 Polarized to Mating Part Yes
 Stackable No
 Temperature Range - Operating 0°C to +75°C
 Termination Interface: Style IDT or Pierce
 Wire Size AWG 24 Stranded, 26 Solid, 26 Stranded Topcoat

Electrical

Current - Maximum per Contact 4A
 Voltage - Maximum 250V

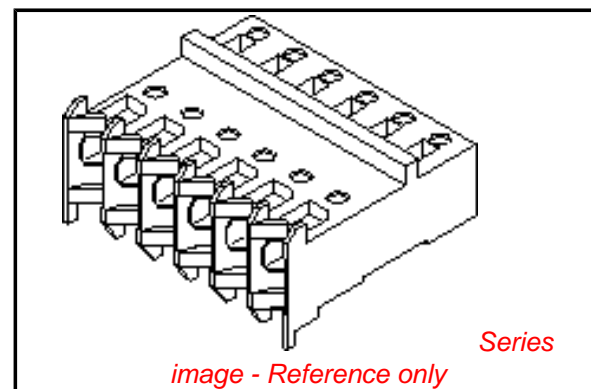
Solder Process Data

Lead-free Process Capability Wave Capable (TH only)

Material Info

Old Part Number 7720SC20H

Reference - Drawing Numbers



EU RoHS

ELV and RoHS Compliant
REACH SVHC
 Not Reviewed
Halogen-Free Status
Not Reviewed

China RoHS



Need more information on product environmental compliance?

Email productcompliance@molex.com
 For a multiple part number RoHS Certificate of Compliance, [click here](#)

Please visit the [Contact Us](#) section for any non-product compliance questions.

Search Parts in this Series

[7720Series](#)

Application Tooling | [FAQ](#)

Tooling specifications and manuals are found by selecting the products below. Crimp Height Specifications are then contained in the Application Tooling Specification document.

Global

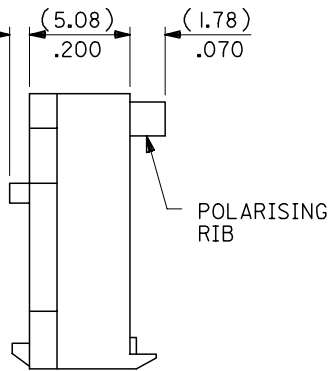
Description	Product #
Insertion Tool for 2.54mm (.100") Pitch KK® IDT Crimp Terminals	0638133504
IDT - Semi-automatic	0011200412
- Bench-Top Terminator	

Packaging Specification
Product Specification
Sales Drawing

PK-7720-100
PSX-7690S
SDA-7720S-*N*

This document was generated on 05/18/2010

PLEASE CHECK WWW.MOLEX.COM FOR LATEST PART INFORMATION



BASE No. A-7720S- * N * - * VOID LOC' n.
 TERMINAL DESIGNATION
 No. OF CCTS.

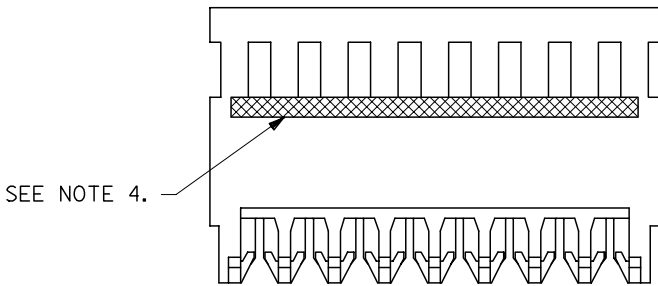
HOUSING CONFIGURATION

- WITHOUT BACKWALL { A. HSG, NO RAMP, NO POL. RIBS
 B. WITH RAMP
 C. WITH RAMP AND POL. RIB
- WITH BACKWALL { D. HSG, NO RAMP, NO POL. RIB
 E. WITH RAMP
 F. WITH RAMP AND POL. RIB

NOTES:

- MATERIAL: NYLON 6/6, 94V-2, NATURAL.
- THIS ASSY. IS FOR USE WITH (0.64)/.025 SQ. OR RD. PINS. INSERTION DEPTH (6.10-7.87)/.240-.310
- THIS ASSY. WILL ACCOMMODATE (1.42)/.056 MAX. INSULATION DIA.
- COLOURED STRIPE ON FULL LENGTH OF RIB DENOTES WIRE GAUGE (SEE CHART).
- VOIDS ARE AVAILABLE WITH PIN WINDOWS MOULDED CLOSED.
- ALL TERMINALS HAVE CAT-EARS CONFIGURATION EXCEPT WHEN GOLD PLATED.
- FOR STANDARD PARTS SEE SHEETS 2&3.
- FOR NON STANDARD PLATING OPTIONS SEE SHEET 4.

NO OF CCTS	DIMn. A	DIMn. C
2	(2.54) / .100	(7.59) / .299
3	(5.08) / .200	(10.13) / .399
4	(7.62) / .300	(12.67) / .499
5	(10.16) / .400	(15.21) / .599
6	(12.70) / .500	(17.75) / .699
7	(15.24) / .600	(20.29) / .799
8	(17.78) / .700	(22.83) / .899
9	(20.32) / .800	(25.37) / .999
10	(22.86) / .900	(27.91) / 1.099
11	(25.40) / 1.000	(30.45) / 1.199
12	(27.94) / 1.100	(32.99) / 1.299
13	(30.48) / 1.200	(35.53) / 1.399
14	(33.02) / 1.300	(38.07) / 1.499
15	(35.56) / 1.400	(40.61) / 1.599
16	(38.10) / 1.500	(43.15) / 1.699
17	(40.64) / 1.600	(45.69) / 1.799
18	(43.18) / 1.700	(48.23) / 1.899
19	(45.72) / 1.800	(50.77) / 1.999
20	(48.26) / 1.900	(53.31) / 2.099
21	(50.80) / 2.000	(55.85) / 2.199
22	(53.34) / 2.100	(58.39) / 2.299
23	(55.88) / 2.200	(60.93) / 2.399
24	(58.42) / 2.300	(63.47) / 2.499
25	(60.96) / 2.400	(66.01) / 2.599
26	(63.50) / 2.500	(68.55) / 2.699
27	(66.04) / 2.600	(71.09) / 2.799
28	(68.58) / 2.700	(73.63) / 2.899



REVISION UPDATE EC NO: E2007-0125 DRWN: WASZKI, EMI CZ 2006/10/10 CHKD: D. MORIARTY 2006/10/11 APPR: DENNEHY 2006/10/11	QUALITY SYMBOLS	GENERAL TOLERANCES (UNLESS SPECIFIED)	DIMENSION STYLE MM/IN	SCALE 4:1	DESIGN UNITS METRIC	THIRD ANGLE PROJECTION															
	$\nabla = 0$ $\triangle = 0$	<table border="1"> <thead> <tr> <th></th> <th>mm</th> <th>INCH</th> </tr> </thead> <tbody> <tr><td>4 PLACES</td><td>± ---</td><td>± ---</td></tr> <tr><td>3 PLACES</td><td>± ---</td><td>± .005</td></tr> <tr><td>2 PLACES</td><td>± 0.13</td><td>± .010</td></tr> <tr><td>1 PLACE</td><td>± 0.25</td><td>± ---</td></tr> </tbody> </table>		mm	INCH	4 PLACES	± ---	± ---	3 PLACES	± ---	± .005	2 PLACES	± 0.13	± .010	1 PLACE	± 0.25	± ---	DRAWN BY GCH DATE	TITLE	HOUSING I.D. CONNECTOR (2.54)/.100 CENTRES NON\$	
		mm	INCH																		
	4 PLACES	± ---	± ---																		
3 PLACES	± ---	± .005																			
2 PLACES	± 0.13	± .010																			
1 PLACE	± 0.25	± ---																			
	ANGULAR ± 2 °	CHECKED BY D. MORIARTY DATE	MOLEX MOLEX INCORPORATED																		
	DRAFT WHERE APPLICABLE MUST REMAIN WITHIN DIMENSIONS	APPROVED BY J. DENNEHY DATE	MATERIAL NO.	DOCUMENT NO. SDA-7720S-*N*	SHEET NO. 1 OF 4																

PART NO.	ENG. NO.	CCTS.	TERMINAL	I.D. STRIPE	PLTG.
22-50-3025	A-7720S-C 2H	2	40125-H(P918)	GREEN	HOT TIN DIP (1-3µM)/000040-000120
↑ 3035	↑ C 3H	3	↑	↑	
3045	C 4H	4			
3055	C 5H	5			
3065	C 6H	6			
3075	C 7H	7			
3085	C 8H	8			
3095	C 9H	9			
3105	C 10H	10			
3115	C 11H	11			
3125	C 12H	12			
3135	C 13H	13			
3145	C 14H	14			
3155	C 15H	15			
3165	C 16H	16			
3175	C 17H	17			
3185	C 18H	18			
3195	C 19H	19			
3205	C 20H	20			
3215	C 21H	21			
3225	C 22H	22			
3235	C 23H	23			
3245	C 24H	24			
3255	C 25H	25			
3265	C 26H	26			
↓ 3275	↓ C 27H	27	↓	↓	
22-50-3285	A-7720S-C28H	28	40125-H(P918)	GREEN	

NOTE:
1. 18 - 28 CIRCUITS ARE NON-STANDARD.

CORRECT PLATING EC NO: E2007-0125 DRWN: WASZKI EWI (CZ 2006/10/10) CHKD: MORIARTY 2006/10/11 APPR: DENNEHY 2006/10/11	QUALITY SYMBOLS	GENERAL TOLERANCES (UNLESS SPECIFIED)	DIMENSION STYLE MM ONLY	SCALE ---	DESIGN UNITS METRIC	THIRD ANGLE PROJECTION	
	▼=0 ▽=0	4 PLACES ±--- 3 PLACES ±--- 2 PLACES ±--- 1 PLACE ±--- ANGULAR ±---°	mm INCH ±--- ±--- ±--- ±--- ±--- ±--- ±--- ±---	DRAWN BY MCC CHECKED BY D. MORIARTY APPROVED BY J. DENNEHY	DATE	TITLE	INSULATION DISPLACEMENT CONNECTOR (2.54)/.100 CENTRES MOLEX INCORPORATED
	DRAFT WHERE APPLICABLE MUST REMAIN WITHIN DIMENSIONS	SEE CHART	MATERIAL NO. SDA-7720S-*N*	DOCUMENT NO.	SHEET NO. 2 OF 4		
	SIZE A3	THIS DRAWING CONTAINS INFORMATION THAT IS PROPRIETARY TO MOLEX INCORPORATED AND SHOULD NOT BE USED WITHOUT WRITTEN PERMISSION					