



Shanghai Lunsure Electronic
Technology Co.,Ltd
Tel:0086-21-37185008
Fax:0086-21-57152769

GP20A THRU GP20M

2.0 Amp Glass Passivated Junction Rectifiers 50 to 1000 Volts

Features

- High temperature metallurgically bonded construction
- Glass passivated cavity-free junction, Plastic Case
- 2.0 amperes operation at $T_A=55^\circ\text{C}$ and with no thermal runaway.
- Typical I_R less than 0.1uA

Maximum Ratings

- Operating Temperature: -55°C to $+150^\circ\text{C}$
- Storage Temperature: -55°C to $+150^\circ\text{C}$
- Typical Thermal Resistance: 10°C/W Junction to Lead

Part Number	Maximum Recurrent Peak Reverse Voltage	Maximum RMS Voltage	Maximum DC Blocking Voltage
GP20A	50V	35V	50V
GP20B	100V	70V	100V
GP20D	200V	140V	200V
GP20G	400V	280V	400V
GP20J	600V	420V	600V
GP20K	800V	560V	800V
GP20M	1000V	700V	1000V

Electrical Characteristics @ 25°C Unless Otherwise Specified

Maximum Average Forward Current	$I_{F(AV)}$	2.0 A	$T_A = 55^\circ\text{C}$
Peak Forward Surge Current	I_{FSM}	65A	8.3ms, half sine
Maximum Instantaneous Forward Voltage			
GP20A -20B	V_F	1.2V	$I_{FM} = 2.0A;$ $T_A=25^\circ\text{C}$
GP20D-20M		1.1V	
Maximum DC Reverse Current At Rated DC Blocking Voltage	I_R	5.0uA	
Reverse Recovery Time	T_{rr}	2.5uS	$I_F=0.5A, I_R=1.0A,$ $I_{rr}=0.25A$
Typical Junction Capacitance	C_J	40pF	Measured at $F=1.0\text{MHz}$ $V_R=4.0V$

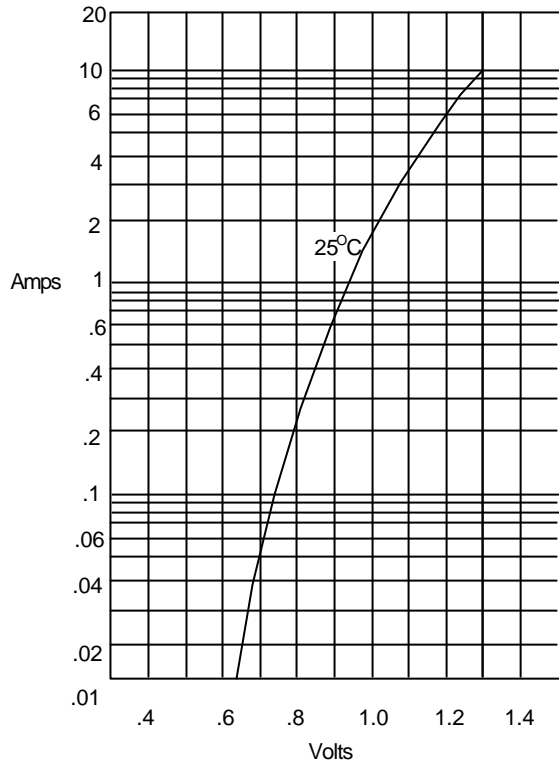
DO-201AE

Cathode Mark

DIMENSIONS					
DIM	INCHES		MM		NOTE
	MIN	MAX	MIN	MAX	
A	---	.370	---	9.50	
B	---	.250	---	6.40	
C	.038	.042	0.96	1.06	
D	1.000	---	25.40	---	

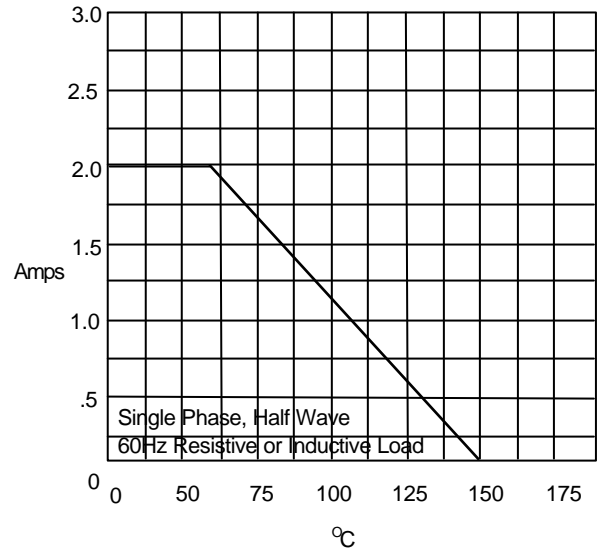
GP20A thru GP20M

Figure 1
Typical Forward Characteristics



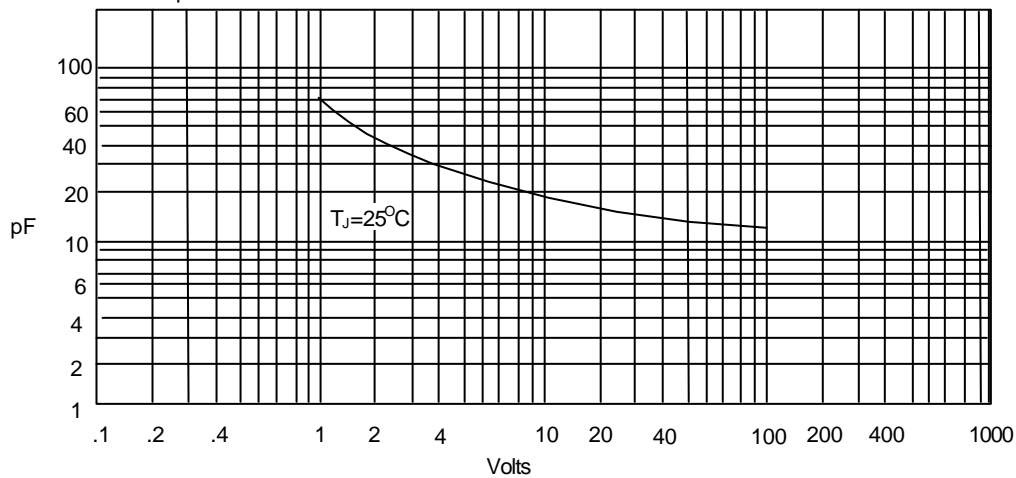
Instantaneous Forward Current - Amperes versus
Instantaneous Forward Voltage - Volts

Figure 2
Forward Derating Curve



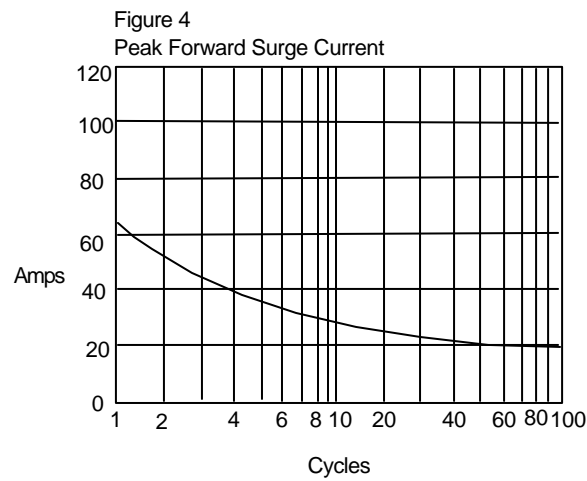
Average Forward Rectified Current - Amperes versus
Ambient Temperature - °C

Figure 3
Junction Capacitance



Junction Capacitance - pF versus
Reverse Voltage - Volts

GP20A thru GP20M



Peak Forward Surge Current - Amperes versus
Number Of Cycles At 60Hz - Cycles