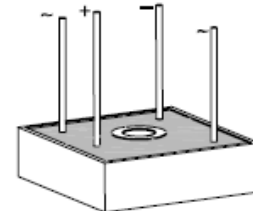


**25A Single-Phase Glass Passivated Bridge Rectifier**

**Features**

- Glass passivated chip junction
- Low Reverse Leakage Current
- Low Power Loss, High Efficiency
- Electrically Isolated Metal Case for Max. Heat Dissipation
- Case to Terminal Isolation Voltage 2500V
- This series is UL recognized under component index, File number E194718
- RoHS Compliant



**MB35W  
(Metal Case)**



**Mechanical Data**

<b>Case:</b>	KBPC-W (MB35W) Metal case with wire leads
<b>Terminals:</b>	Plated wire leads
<b>Polarity:</b>	As marked on case
<b>Mounting:</b>	Through hole with #10 screw
<b>Mounting Torque:</b>	23 cm-kg (20 in-lbs) Max.
<b>Weight:</b>	28 grams

**Maximum Ratings And Electrical Characteristics** ( $T_{amb}=25^{\circ}C$ )

Symbol	Description	MB25 05GW	MB25 1GW	MB25 2GW	MB25 4GW	MB25 6GW	MB25 8GW	MB25 10GW	Unit	Conditions
<b>VRRM</b>	Max. Repetitive Peak Reverse Voltage	50	100	200	400	600	800	1000	V	
<b>VRMS</b>	Max. RMS Voltage	35	70	140	280	420	560	700	V	
<b>VDC</b>	Max. DC blocking voltage	50	100	200	400	600	800	1000	V	
<b>Io</b>	Average Rectified Output Current	25							A	$T_A=60^{\circ}C$
<b>IFSM</b>	Non-Repetitive Peak Forward Surge Current	300							A	8.3ms single half sine-wave superimposed on rated load (JEDEC method)

# 25A Single-Phase Glass Passivated Bridge Rectifier

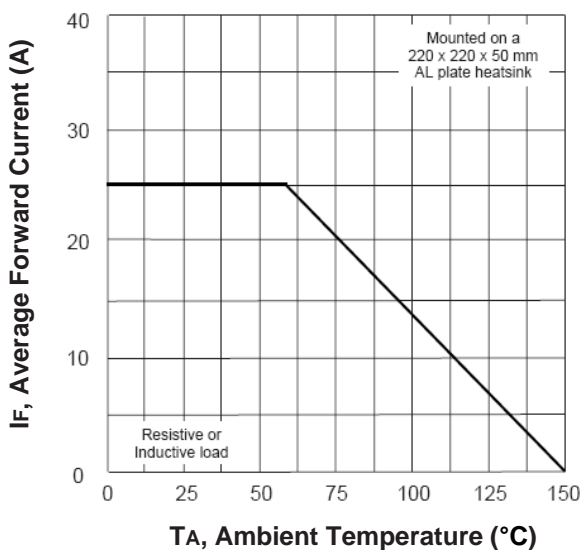
## MB2505GW – MB2510GW

Symbol	Description	MB25 05GW	MB25 1GW	MB25 2GW	MB25 4GW	MB25 6GW	MB25 8GW	MB25 10GW	Unit	Conditions
<b>V<sub>FM</sub></b>	Forward Voltage per leg	1.1							V	I <sub>o</sub> =12.5A
<b>I<sub>RM</sub></b>	Max. Reverse DC Current At Rated DC Blocking Voltage per leg	10							μA	T <sub>C</sub> = 25°C
		1000							μA	T <sub>C</sub> = 125°C
<b>I<sup>2</sup>t</b>	Rating for Fusing (t<8.3ms)	373							A <sup>2</sup> s	
<b>C<sub>J</sub></b>	Typical junction capacitance per leg	300							pF	f=1MHz V <sub>R</sub> = 4V
<b>R<sub>thjC</sub></b>	Typical Thermal Resistance per leg	2.6							°C / W	Note
<b>V<sub>ISO</sub></b>	RMS Isolation Voltage from Case to Leads	2500							V	
<b>T<sub>J</sub>,T<sub>STG</sub></b>	Operating Junction and Storage Temperature Range	-65 to +150							°C	

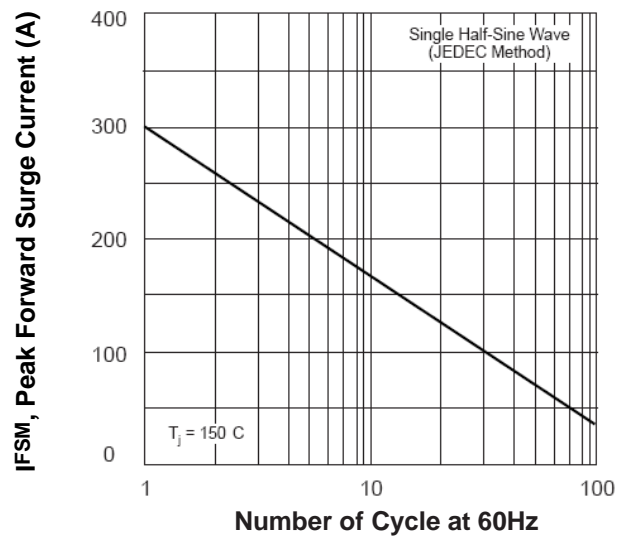
**Note:** Thermal Resistance junction to case, mounted on heatsink.

### Typical Characteristics Curves

**Fig.1- Forward Current Derating Curve**



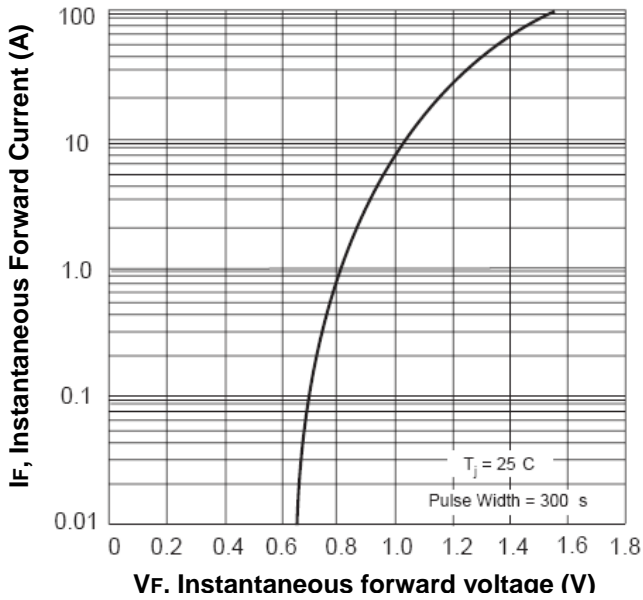
**Fig.2-Max. Non-repetitive Peak Forward Surge Current Per Leg**



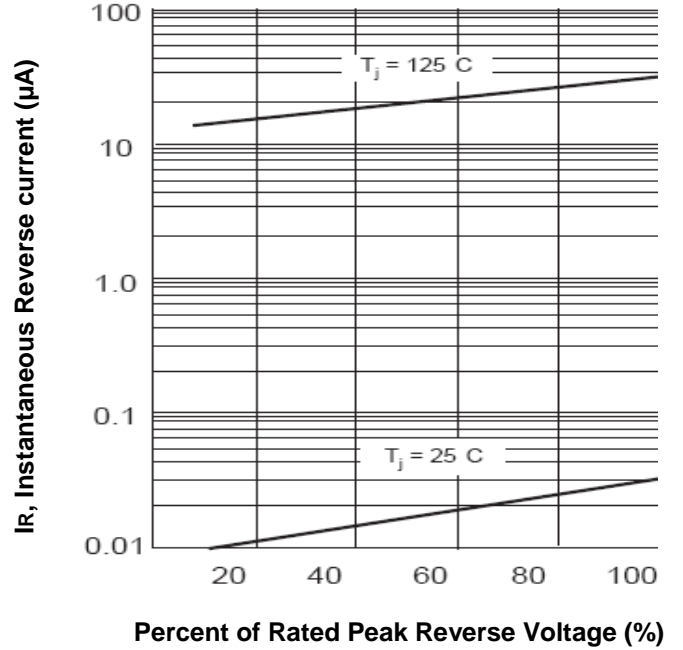
# 25A Single-Phase Glass Passivated Bridge Rectifier

## MB2505GW – MB2510GW

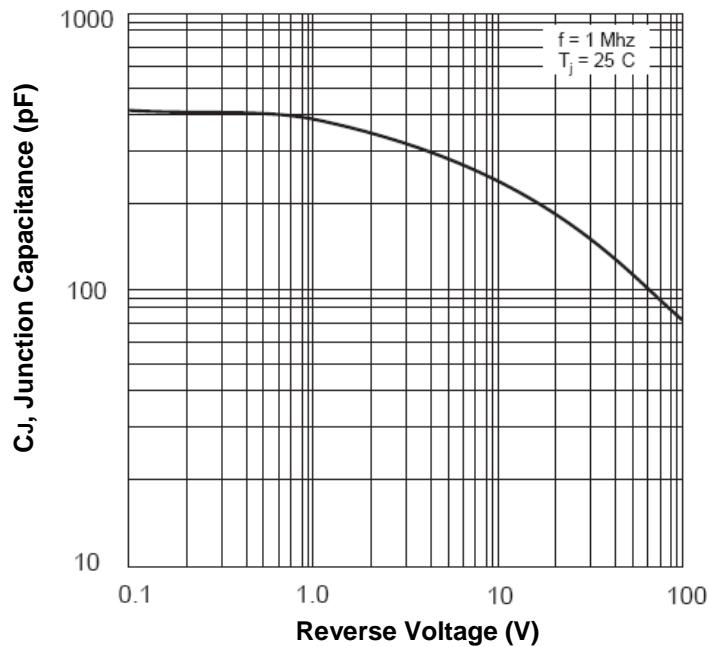
**Fig.3-Typical Instantaneous Forward Characteristic Per Leg**



**Fig.4-Typical Reverse Characteristics Per Leg**



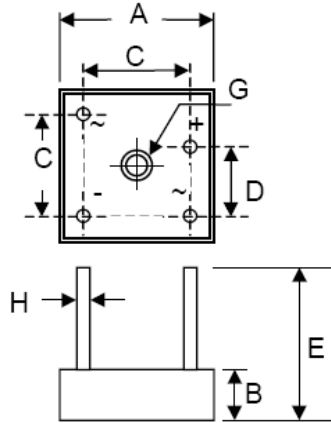
**Fig.5-Typical Junction Capacitance Per Leg**



# 25A Single-Phase Glass Passivated Bridge Rectifier

## MB2505GW – MB2510GW

### Dimensions in inch (mm)



Dim	KBPC		KBPC-W	
	Min	Max	Min	Max
A	27.94	28.96	27.94	28.96
B	10.97	11.23	10.97	11.23
C	15.50	17.60	17.10	19.10
D	17.50	18.50	10.90	11.90
E	22.86	25.40	30.50	—
G	Hole for #10 screw, 5.08Ø Nominal			
H	6.35 Typical		0.97Ø	1.07Ø
All Dimension in mm				

### KBPC-W (MB35W)

### How to contact us:

#### US HEADQUARTERS

28040 WEST HARRISON PARKWAY, VALENCIA, CA 91355-4162  
 Tel: (800) TAITRON (800) 824-8766 (661) 257-6060  
 Fax: (800) TAITFAX (800) 824-8329 (661) 257-6415  
 Email: [taitron@taitroncomponents.com](mailto:taitron@taitroncomponents.com)  
 Http://[www.taitroncomponents.com](http://www.taitroncomponents.com)

#### TAITRON COMPONENTS MEXICO, S.A .DE C.V.

BOULEVARD CENTRAL 5000 INTERIOR 5 PARQUE INDUSTRIAL ATITALAQUIA, HIDALGO C.P.  
 42970 MEXICO  
 Tel: +52-55-5560-1519  
 Fax: +52-55-5560-2190

#### TAITRON COMPONENTS INCORPORATED REPRESENTAÇÕES DO BRASIL LTDA

RUA DOMINGOS DE MORAIS, 2777, 2.ANDAR, SALA 24 SAÚDE - SÃO PAULO-SP 04035-001 BRAZIL  
 Tel: +55-11-5574-7949  
 Fax: +55-11-5572-0052

#### TAITRON COMPONENTS INCORPORATED, SHANGHAI REPRESENTATIVE OFFICE

CROSS REGION PLAZA, 899 LINLING ROAD, SUITE 18C, SHANGHAI, 200030, CHINA  
 Tel: +86-21-5424-9942  
 Fax: +86-21-5424-9931