

HIGH SPEED SWITCHING DIODES

FEATURES

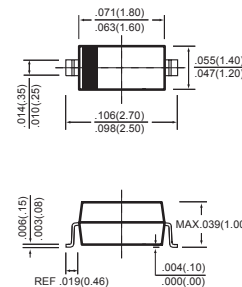
- * Small surface mounting type
- * High Speed
- * High reliability with high surge current handing capability

MECHANICAL DATA

- * Case: Molded plastic
- * Epoxy: UL 94V-O rate flame retardant
- * Lead: MIL-STD-202E method 208C guaranteed
- * Mounting position: Any
- * Weight: 0.004 grams



SOD-323



Dimensions in inches and (millimeters)

MAXIMUM RATINGS AND ELECTRICAL CHARACTERISTICS

Ratings at 25°C ambient temperature unless otherwise specified.
Single phase, half wave, 60 Hz, resistive or inductive load.
For capacitive load, derate current by 20%.

MAXIMUM RATINGS (@ $T_A=25^\circ\text{C}$ unless otherwise noted)

RATINGS	SYMBOL	1SS404	UNITS
Non-Repetitive Peak Reverse Voltage	V_{RM}	25	Volts
Maximum DC Reverse Voltage	V_R	20	Volts
Maximum Average Forward Rectified Current	I_o	300	mAmps
Non-Repetitive Peak Forward Surge Current	I_{FSM}	700	mAmps
Operating and Storage Temperature Range	T_J, T_{STG}	-55--+125	°C

ELECTRICAL CHARACTERISTICS (@ $T_A = 25^\circ\text{C}$ unless otherwise noted)

CHARACTERISTICS	SYMBOL	MIN.	TYP.	MAX.	UNITS
Reverse voltage leakage current ($V_R=20V$)	I_R	-	-	50	μA
Forward voltage Pulse Test $t_p < 300\mu\text{s}, \delta < 2\%$ ($I_F=1\text{mA}$)	V_F	-	0.16	-	V
($I_F=10\text{mA}$)			0.22	-	
($I_F=300\text{mA}$)			0.38	0.45	
Capacitance between terminals ($V_R=0, f=1\text{MHz}$)	C_T	-	46	-	pF

RATING AND CHARACTERISTICS CURVES (1SS404)

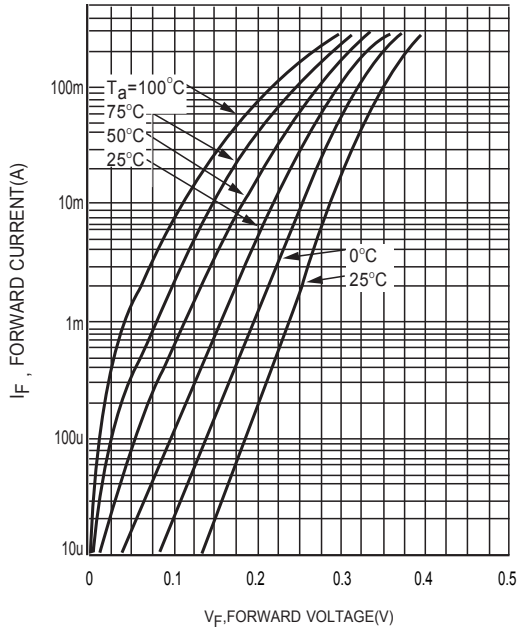


Figure 1

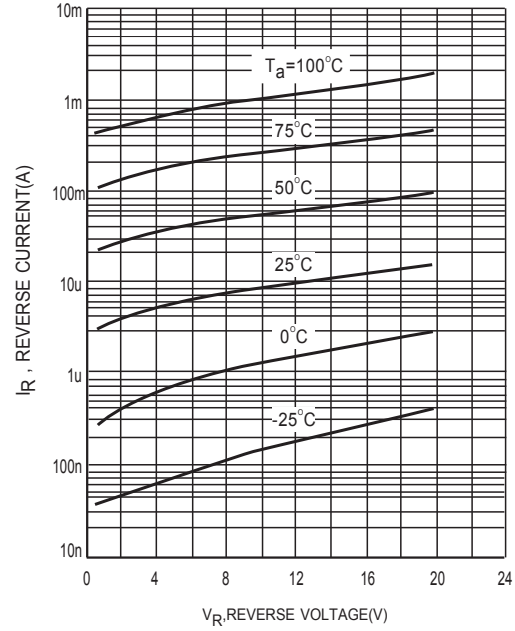


Figure 2

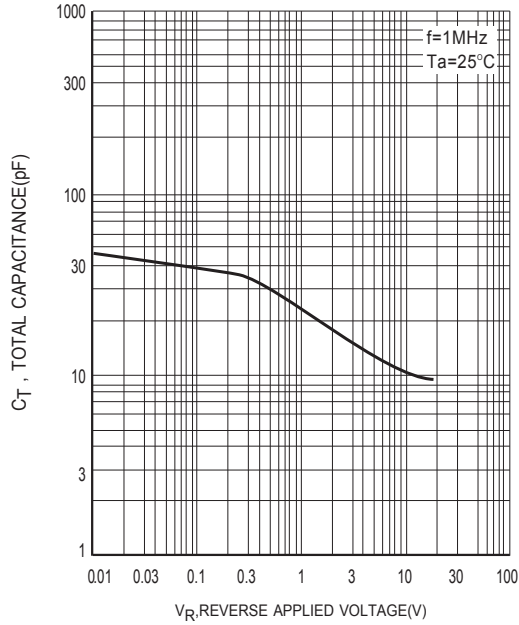


Figure 3

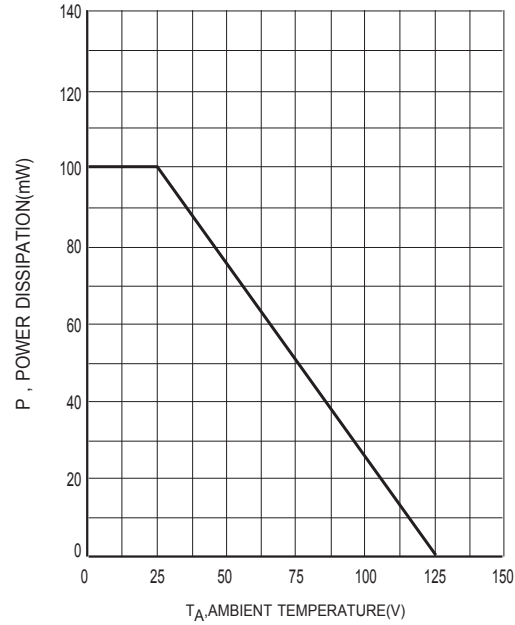


Figure 4

DISCLAIMER NOTICE

Rectron Inc reserves the right to make changes without notice to any product specification herein, to make corrections, modifications, enhancements or other changes. Rectron Inc or anyone on its behalf assumes no responsibility or liability for any errors or inaccuracies. Data sheet specifications and its information contained are intended to provide a product description only. "Typical" parameters which may be included on RECTRON data sheets and/ or specifications can and do vary in different applications and actual performance may vary over time. Rectron Inc does not assume any liability arising out of the application or use of any product or circuit.

Rectron products are not designed, intended or authorized for use in medical, life-saving implant or other applications intended for life-sustaining or other related applications where a failure or malfunction of component or circuitry may directly or indirectly cause injury or threaten a life without expressed written approval of Rectron Inc. Customers using or selling Rectron components for use in such applications do so at their own risk and shall agree to fully indemnify Rectron Inc and its subsidiaries harmless against all claims, damages and expenditures.