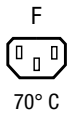


IEC Appliance Outlet F, Screw-on Mounting, Front Side, Solder or Quick-connect Terminal



6600-3



Description

- Panel Mount:
Screw-on mounting from front side
- Connector, Pin temperature 70 °C, Protection class I
- Solder terminals or quick connect terminals

Approvals

- VDE License Number: 40017345
- UL License Number: E103791

Other versions on request

- Types for rivet mounting available upon request
- Types for enhanced glow wire test requirements acc. IEC 60695-2-11 to -13 for the use in unattended household equipment acc. IEC 60335-1

References

[General Product Information](#)

Weblinks

[Approvals](#), [RoHS](#), [CHINA-RoHS](#), [Mating Connectors](#), [e-Store](#), [SCHURTER-Stock-Check](#), [Distributor-Stock-Check](#)

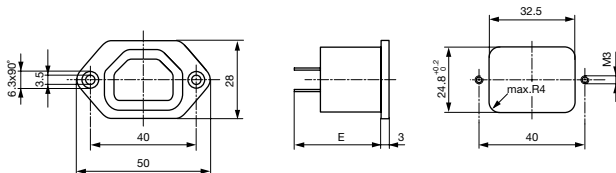
Technical Data

Ratings IEC	10A / 250VAC; 50Hz
Ratings UL/CSA	15A / 250VAC; 60Hz
Dielectric Strength	> 2kVAC between L-N > 2kVAC between L/N-PE (1 min/50Hz)
Allowable Operation Temp.	-25 °C to 70 °C
Degree of Protection	from front side IP 30 acc. to IEC 60529
Protection Class	Suitable for appliances with protection class 1 acc. to IEC 61140
Terminal	Solder terminals or quick connect terminals
Panel Thickness s	Screw: max 8 mm Mounting screw torque max 0.5Nm
Material: Housing	Thermoplastic, black, UL 94V-0

Appliance Outlet	F acc. to IEC/EN 60320-2-2, UL 498, CSA C22.2 no. 42 (for cold conditions) pin-temperature 70 °C, 10A, Protection Class 1
------------------	--

Dimensions

6600-3



- E = solder terminals 3.5x0.8mm 24.1 mm
 E = quick connect terminals 4.8x0.8mm 26.5 mm
 E = quick connect terminals 6.3x0.8mm 27.5 mm
 E: Solder terminals 3,5 x 0,8 mm 24,1 mm
 E: Quick connect terminals 4,8 x 0,8 mm 26,5 mm
 E: Quick connect terminals 6,3 x 0,8 mm 27,5 mm

Variants


Panel mounting	Panel Thickness s [mm]	Terminal	Order Number
Screw	-	Quick connect terminals 4.8 x 0.8 mm	6600.3200
Screw	-	Quick connect terminals 6.3 x 0.8 mm	6600.3300
Screw	-	Solder terminals 3.8 x 0.8 mm	6600.3100

Articles for enhanced glow wire test requirements acc. IEC 60695-2-11 to -13 can be ordered with ending ".15" (xxxx.xxxx.15). They are suitable for the use in unattended household equipment acc. IEC 60335-1.

Packaging unit 50 Pcs

Accessories

Description



Assorted Covers
Rear Cover

0859.0047



Cord retaining kits
Cord retaining strain relief

Flat head, E

4700.0005

Flat head, G

4700.0007

Mating Inlets/Plugs

Category / Description

Interconnection Cord Overview complete



Interconnection Cord with IEC Plug E, Angled

0607

Interconnection Cord with IEC Plug E, Angled

0608

Interconnection Cord with IEC Plug E, Straight

0609

Interconnection Cord with IEC Plug G, Angled

607B

Interconnection Cord with IEC Plug G, Angled

608B

[Interconnection Cord further types to 6600-3](#)

...

Plug Overview complete



IEC Plug E, Cord Connector (Rewireable), Straight, max. cable Diameter 8.5 mm

4732

IEC Plug E, Cord Connector (Rewireable), Angled, max. Cable Diameter 10 mm

4733

IEC Plug E, Cord Connector (Rewireable), Straight, max. Cable Diameter 10 mm

4735

IEC Plug E, Cord Connector (Rewireable), Angled, max. Cable Diameter 10 mm

4736

IEC Plug E, Cord Connector (Rewireable), Straight

9009

[Plug further types to 6600-3](#)

...