

PLEASE CHECK WWW.MOLEX.COM FOR LATEST PART INFORMATION

Part Number: [0015474052](#)
Status: **Active**
Overview: [cgrid_sl_products](#)
Description: 2.54mm (.100") C-Grid SL™ Single Row, Female, Version D Receptacle, 5 Circuits

Documents:

[3D Model](#) [Product Specification PS-70430 \(PDF\)](#)
[Drawing \(PDF\)](#) [RoHS Certificate of Compliance \(PDF\)](#)

Agency Certification

CSA LR19880
 UL E29179

General

Product Family [FFC/FPC Connectors](#)
 Series [70430](#)
 Comments [Stackable Back-to-Back](#)
 Overview [cgrid_sl_products](#)
 Product Name [SL™](#)

Physical

Circuits (Loaded) 5
 Color - Resin Black
 Contact Position N/A
 Durability (mating cycles max) 50
 Entry Angle Vertical
 Flammability 94V-0
 Material - Metal Phosphor Bronze
 Material - Plating Mating Gold
 Material - Plating Termination Tin
 Material - Resin Polyester Alloy
 Number of Rows 1
 Orientation Vertical
 PCB Retention None
 Packaging Type Tube
 Pitch - Mating Interface (in) 0.100 In
 Pitch - Mating Interface (mm) 2.54 mm
 Plating min: Mating (µin) 15
 Plating min: Mating (µm) 0.375
 Plating min: Termination (µin) 75
 Plating min: Termination (µm) 1.875
 Polarized to PCB No
 Stackable Yes
 Temperature Range - Operating -40°C to +105°C
 Termination Interface: Style IDT or Pierce
 Wire/Cable Type FFC/FPC

Electrical

Current - Maximum per Contact 1A, 2A
 Voltage - Maximum 250V

Material Info

Old Part Number 70430-0249

Reference - Drawing Numbers

Product Specification PS-70430
 Sales Drawing SDA-70430-0246-0269

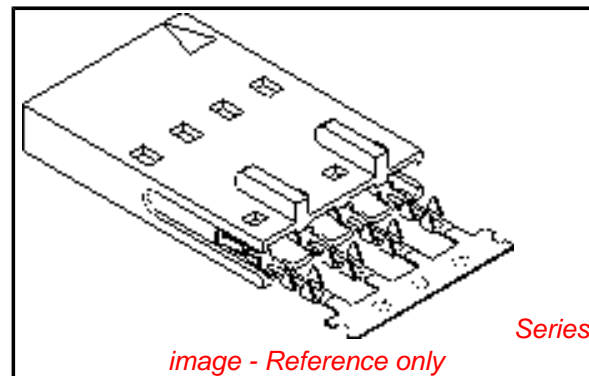


image - Reference only

EU RoHS

**ELV and RoHS
 Compliant**
**REACH SVHC
 Not Reviewed**
**Halogen-Free
 Status
 Not Reviewed**

China RoHS



Need more information on product environmental compliance?

Email productcompliance@molex.com
 For a multiple part number RoHS Certificate of Compliance, [click here](#)

Please visit the [Contact Us](#) section for any non-product compliance questions.

Search Parts in this Series

[70430Series](#)

Mates With

[70004 Interim Clip](#), [70013 Interim Clip](#)

Application Tooling | FAQ

Tooling specifications and manuals are found by selecting the products below. Crimp Height Specifications are then contained in the Application Tooling Specification document.

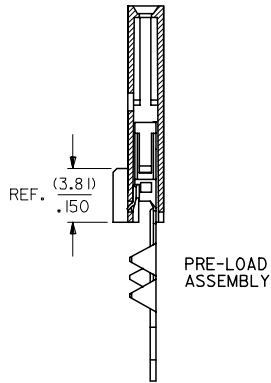
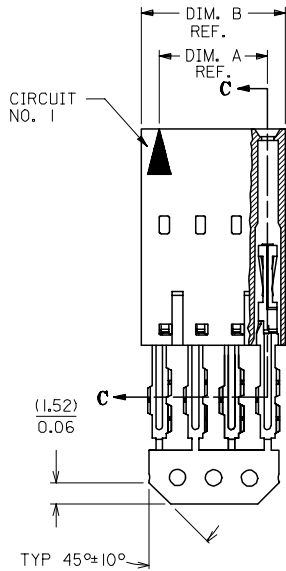
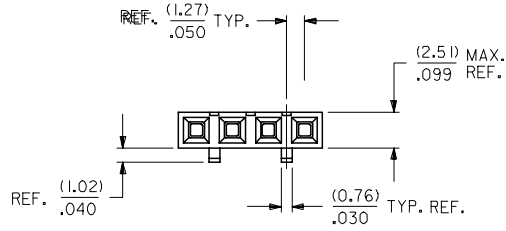
Global

Description	Product #
Tool Kit for Standard Manual Press FFC	0622007400
Standard Manual Press for FFC	0622007800

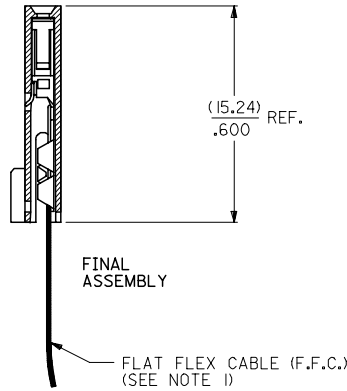
This document was generated on 05/18/2010

PLEASE CHECK WWW.MOLEX.COM FOR LATEST PART INFORMATION

"D" - OPTION

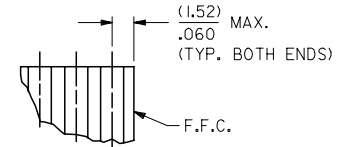


SECTION C-C



HOUSING MATERIAL: GLASS FILLED POLYESTER, UL 94V-0.
 TERMINAL MATERIAL: PHOSPHOR BRONZE.
 PLATING: 15 GOLD - .000015 MINIMUM GOLD PLATE IN SELECT AREA,
 .000075 MINIMUM TIN PLATE IN SELECT AREA,
 .000050 MINIMUM NICKEL PLATE OVERALL.

CONTACT PLATING	COLOR CODE
TIN	NONE
15 GOLD	YELLOW
30 GOLD	RED



DETAIL - 1
(SEE NOTE 7)

NOTES:

- 1) PRE LOADED ASSEMBLY TO BE USED WITH (0.30)/.012 MAX. THICK FLAT FLEX CABLE WITH (1.57)/.062 WIDE COPPER CONDUCTORS ON (2.54)/.100 CENTERS OR, (0.13)/.005 - (0.28)/.011 THICK MYLAR WITH (1.02)/.040 - (1.65)/.065 WIDE SILVER INK CONDUCTORS ON (2.54)/.100 CENTERS.
- 2) STANDARD PACKING PER PK70873-0001 SHALL BE USED.
- 3) SEE CHART FOR CIRCUIT SIZES, 'A' AND 'B' DIMENSIONS.
- 4) TWO (2) CIRCUIT ASSEMBLIES SUPPLIED AS GROUPED PAIRS.
- 5) PART MATES WITH (0.64)/.025 SQ. PINS, (8.13)/.320 TO (5.08)/.200 LONG ON (2.54)/.100 CENTERS.
- 6) REFER TO SDA-70430-**** (SHEET 3) FOR MINOR VARIATIONS TO 'G' OPTION HOUSINGS.
- 7) PARTS STACKABLE SIDE TO SIDE ON (2.54)/.100 CENTERS.
- 8) PARTS CONFORM TO CLASS B OF COSMETIC SPECIFICATION PS-45499-002.

CKT. SIZE	EDP. NO.	ENG. NO.	A	B
2	015-47-4022	70430-0246	(2.54) .100	(5.05) .199
3	015-47-4032	70430-0247	(5.08) .200	(7.59) .299
4	015-47-4042	70430-0248	(7.62) .300	(10.13) .399
5	015-47-4052	70430-0249	(10.16) .400	(12.67) .499
6	015-47-4062	70430-0250	(12.70) .500	(15.21) .599
7	015-47-4072	70430-0251	(15.24) .600	(17.75) .699
8	015-47-4082	70430-0252	(17.78) .700	(20.29) .799
9	015-47-4092	70430-0253	(20.32) .800	(22.83) .899
10	015-47-4102	70430-0254	(22.86) .900	(25.37) .999
11	015-47-4112	70430-0255	(25.40) 1.000	(27.91) 1.099
12	015-47-4122	70430-0256	(27.94) 1.100	(30.45) 1.199
13	015-47-4132	70430-0257	(30.48) 1.200	(32.99) 1.299
14	015-47-4142	70430-0258	(33.02) 1.300	(35.53) 1.399
15	015-47-4152	70430-0259	(35.56) 1.400	(38.07) 1.499
16	015-47-4162	70430-0260	(38.10) 1.500	(40.61) 1.599
17	015-47-4172	70430-0261	(40.64) 1.600	(43.15) 1.699
18	015-47-4182	70430-0262	(43.18) 1.700	(45.69) 1.799
19	015-47-4192	70430-0263	(45.72) 1.800	(48.23) 1.899
20	015-47-4202	70430-0264	(48.26) 1.900	(50.77) 1.999
21	015-47-4212	70430-0265	(50.80) 2.000	(53.31) 2.099
22	015-47-4222	70430-0266	(53.34) 2.100	(55.85) 2.199
23	015-47-4232	70430-0267	(55.88) 2.200	(58.39) 2.299
24	015-47-4242	70430-0268	(58.42) 2.300	(60.93) 2.399
25	015-47-4252	70430-0269	(60.96) 2.400	(63.47) 2.499

ADD TOLERANCE FC NO: UCP2007-2849 DRAWN: JORGAN 2007/05/18 CHKD: MS BARRA 2007/05/21 APPR: SMILLER 2007/05/21 REVISIONS	QUALITY SYMBOLS =0 $\nabla=0$	GENERAL TOLERANCES (UNLESS SPECIFIED) mm INCH 4 PLACES ± --- ± --- 3 PLACES ± --- ± .010 2 PLACES ± 0.25 ± .015 1 PLACE ± 0.38 ± --- ANGULAR ±1/2°	DIMENSION STYLE MM/IN DRAWN BY DATE RAS 1986/07/21 CHECKED BY DATE MJM 1986/07/21 APPROVED BY DATE WAZ 1986/07/21 MATERIAL NO.	SCALE 4:1 DESIGN UNITS INCH THIRD ANGLE PROJECTION	TITLE ASSEMBLY, CONNECTOR FFC FEMALE SINGLE ROW (2.54)/.100 GRID MOLEX INCORPORATED	DOCUMENT NO. SDA-70430-0246-0269	SHEET NO. 1 OF 1
		DRAFT WHERE APPLICABLE MUST REMAIN WITHIN DIMENSIONS	SEE TABLE	THIS DRAWING CONTAINS INFORMATION THAT IS PROPRIETARY TO MOLEX INCORPORATED AND SHOULD NOT BE USED WITHOUT WRITTEN PERMISSION			