


# SAFETY MODULE - B05988

## SAFEMASTER



SPECIFICATIONS	KEY FEATURES	CATEGORY 4
<p><b>CSA, CE, BG,  US</b></p> <p>Input voltage (dual): 24V DC and 24V AC, 24V DC and 110V AC</p> <p>LED indicator for power supply auto K2, K3</p> <p>Safety Category 4 per DIN EN954-1</p> <p>Contact ratings: N.O. 5A, N.C. 2A @ 230V AC</p> <p>100mm wide</p>	<ul style="list-style-type: none"> <li>• 3 or 6 N.O. safety contacts, 0 or 1 N.C. auxiliary contacts, 1 N.C. time delay</li> <li>• Emergency stop circuits, interlocks, rope pulls and monitor of safety gates and mats</li> <li>• 1 or 2 channel connections</li> <li>• Optional auto or manual actuation</li> <li>• Feedback inputs for external contactor monitoring</li> <li>• Short circuit &amp; over voltage protection</li> <li>• Gold plated contacts rated 300ma @ 60V PLC</li> <li>• Achieves EC directive for machines 98/37/EG and EN 60204-1, DIN VDE 0113-1</li> </ul>	 <p><b>B05988 Series</b></p>

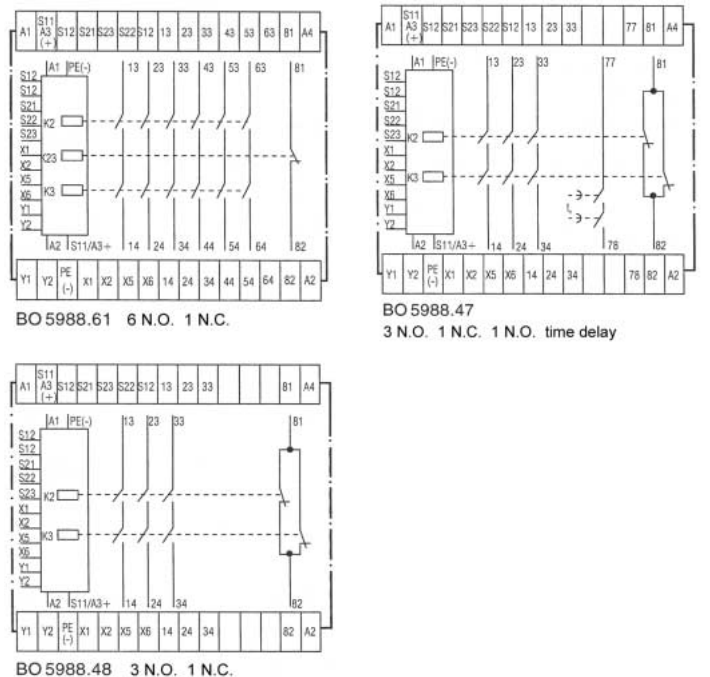
Part#	Safety Contacts	Aux. Contacts	N.O.	Input* Devices	List
B05988.47	3 N.O.	1 N.C.	1**	1 or 2	\$368
B05988.48	3 N.O.	1 N.C.	-	1 or 2	\$380
B05988.61	6 N.O.	-	-	1 or 2	\$380
B05988.62	6 N.O.	1 N.C.	1	1 or 2	\$380

\* For safety category 4 or daisy chained input devices for category 3  
 \*\* Indicates release delayed

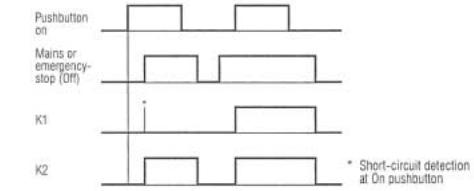
**Voltage Code:**  
 For 24V DC ONLY add suffix "N" to BH P/N  
 For 24V AC add suffix "G" to BH P/N  
 For 110V AC add suffix "A" to BI P/N

**Example:** For a 3 N.O. 1 N.C. 1 N.O. time delay @ 24V DC safety module, P/N will be B05988.47-N  
 Include a value of time for the time delay.

### Circuit Diagrams



### Function Diagram



### Block Diagram

