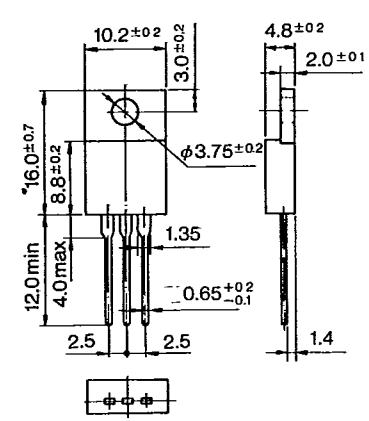


T-23-05
T-23-07

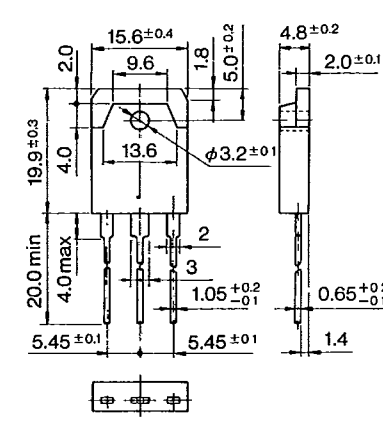
CTM/RB/LB

Rating / Characteristics	Absolute Maximum Ratings						Electrical Characteristics (Ta = 25°C)				Others		
	V _{RSM} (V)	V _{RM} (V)	I _O (A)	I _{FSM} (A)	T _J (°C)	T _{stg} (°C)	V _F (V)	I _R (μA)	I _{R(H)} (μA)	Outline Drawing	Weight (g)	Taping	Internal Connections
Type No.			With Fin	50Hz Half Sine Wave Single Pulse			max	I _F (A)	V _R = V _{RM} max	V _R = V _{RM} Ta = 100°C max			
CTM-21S	—	100	8	100	—40 ~ +140		1.3	5.0	100	⑱	2.6		S Type R Type
CTM-21R	—	100											
CTM-22S	—	200											
CTM-22R	—	200											
CTM-24S	—	400											
CTM-24R	—	400											
CTM-26S	—	600											
CTM-26R	—	600											
CTM-22U	250	200	4	100	—40 ~ +140				100	⑳	2.6		Voltage Doubler Type
CTM-24U	450	400	(per chip)										
CTM-31S	150	100	15	120	—40 ~ +140		1.2	10	50	㉑	6.1		S Type R Type
CTM-31R	150	100											
CTM-32S	250	200											
CTM-32R	250	200											
CTM-34S	450	400											
CTM-34R	450	400											
RB-150	70	50	1.5 (w/o Fin)	40	—40 ~ +150		0.95	1.0	100	㉒	1.8		Bridge
RB-151	150	100											
RB-152	250	200											
RB-154	450	400											
RB-156	650	600											
RB-158	850	800											
LB-156	650	600		120		0.91			㉓				
RB-401	150	100	4.0	80	—40 ~ +150		2.0		100	㉔	5.0		Bridge
RB-402	250	200											
RB-404	450	400											
RB-406	650	600											
RB-40C	1050	1000		180		0.95			100	㉕	9.2		
RB-601	150	100	6.0	180	—40 ~ +150		0.5		100	㉖	9.2		Bridge
RB-602	250	200											
RB-604	450	400											
RB-606	650	600											
RB 2506	650	650	25	400	—30 ~ +150	1.2	20	250	2.5mA	㉗	/Available:		

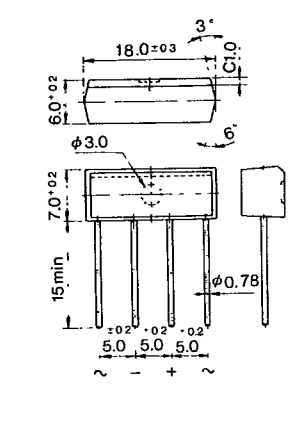
Outline Drawing ⑱



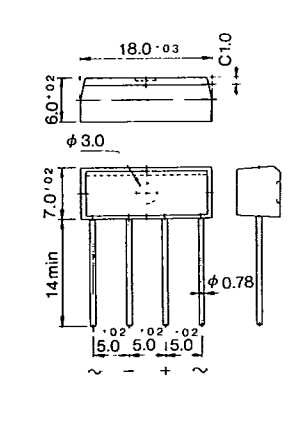
Outline Drawing ⑲



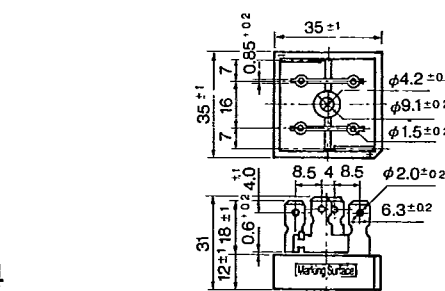
Outline Drawing ㉒



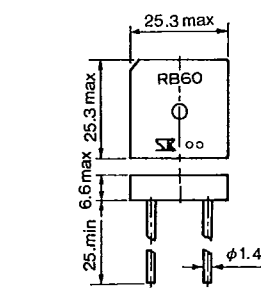
Outline Drawing ㉓



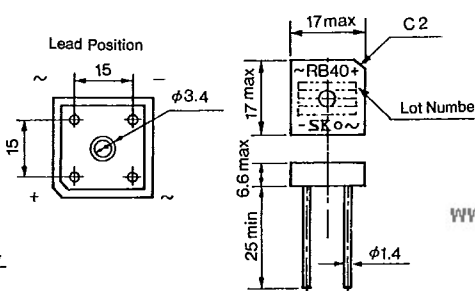
Outline Drawing ㉔



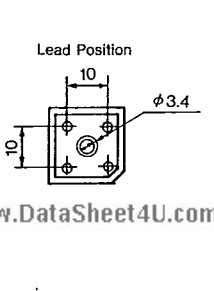
Outline Drawing ㉕



Outline Drawing ㉖

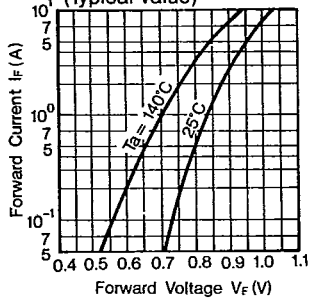


Outline Drawing ㉗

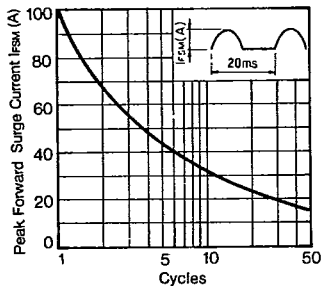


CTM-2 Series

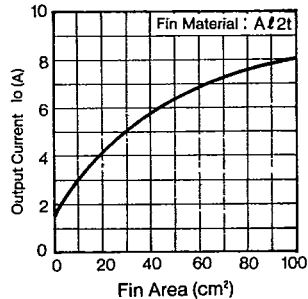
I_F-V_F Characteristics (Typical Value)



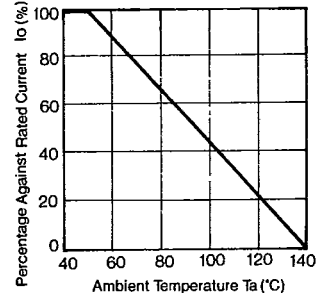
I_{FSM} Characteristics



I_o - Fin Characteristics

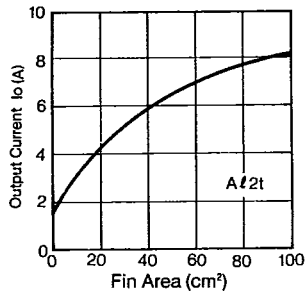


I_o - T_a Deratings

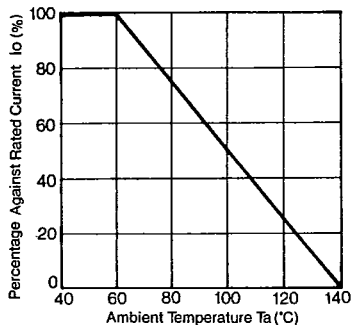


CTM-22U/24U Series

I_o - Fin Characteristics

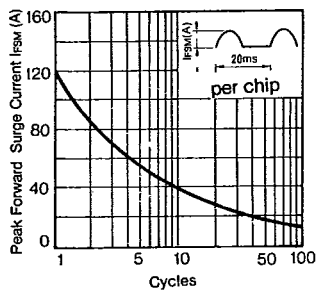


I_o - T_a Deratings

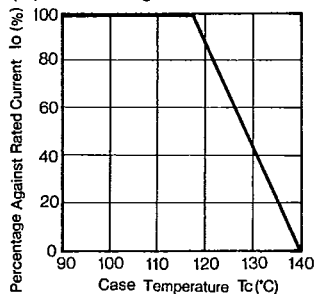


CTM-3 Series

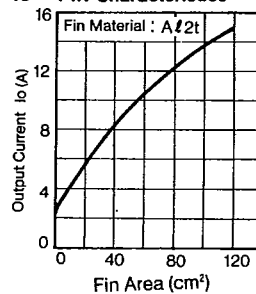
I_{FSM} Characteristics



I_{F(AV)} - T_c Deratings

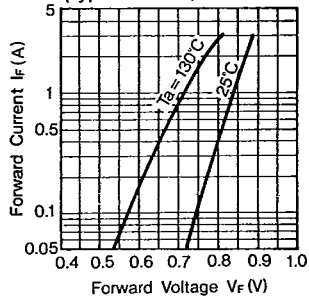


I_o - Fin Characteristics

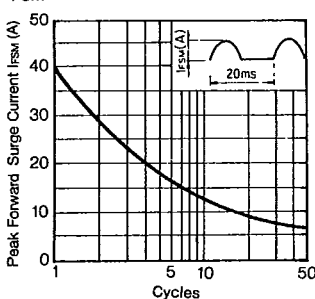


RB-15 Series

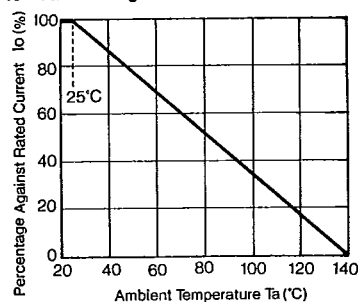
I_F-V_F Characteristics (Typical Value)



I_{FSM} Characteristics

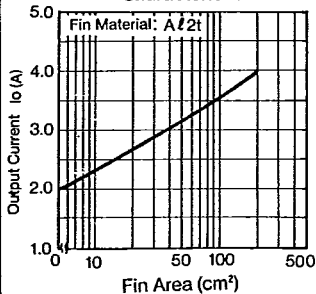


I_o - T_a Deratings

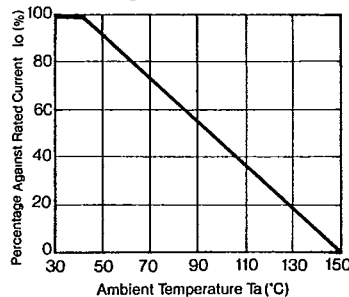


RB-40, Series

I_o - Fin Characteristics

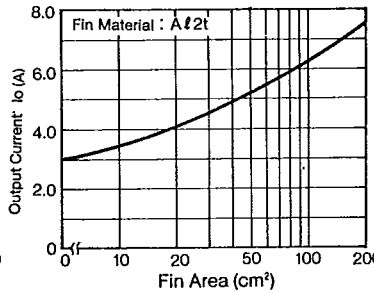


I_o - T_a Deratings



RB-60 Series

I_o - Fin Characteristics



I_o - T_a Deratings

