


2000 Slide Switches - Snap-in & 2 hole fixing 10A 250Vac



- ▶ 2 way 'voltage selector'
- ▶ Ratings up to 10A, 250V ac
- ▶ Snap in and flange mounting
- ▶ PCB & solder terminals
- ▶ 2 and 3 position
- ▶ Choice of circuits
- ▶ Choice of actuators



10 A 250Vac T85
6(3)A 250Vac T85



UL CSA 16A 250Vac Non Inductive
UL CSA 4A 300Vac
UL65°C, file no. E45221, CSA file no. LR10990



RoHS compliant

μ contact gap

Please specify: Standard action (SP116) or light action (SP118).
2000 series lubrication is inorganic and does not degrade plastics.

Technical data on pages 4 & 5.

115/230 is preferred legend

T 2 2 20 5 B ---

TERMINAL SERIES POSITIONS CIRCUIT SLIDER BODY PRINT, COLOUR, ETC

TERMINAL	SERIES	POS'N	CIRCUIT <small>Viewed from back</small>	SLIDER				
K 2.8 x 0.8		2	10 20 30 40 	0 2 Pos B Body only 5.8Sq 6.0 21.0	6 2 & 3 Pos B Body only 5.8Sq 6.0 15.5	C E Body & 2 & 3 Pos B Body only 5.8Sq 2.3 13.5 Ø2.0 Hole	L 2 & 3 Pos B Body only Limited travel on 2 pos 8.0 7.9 15.5 5.8 2.3 Blade	S Limited travel on 2 pos 2 & 3 Pos B Body only 8.0 9.0 15.5 5.8 2.2 Blade
				2 2 Pos B Body only 5.8Sq 1.7 21.0 Ø2.0 Hole	7 2 & 3 Pos B Body only 5.8Sq 4.0 15.5	D 2 & 3 Pos B Body only 5.8Sq 9.5 15.5	M F Body only Legend optional 4.1 18.4 4.8	T 2 & 3 Pos B Body only 5.8Sq 4.6 15.5
				3 2 & 3 Pos B Body only 5.8Sq 2.4 Slot 11.0 15.5	8 E Body only Legend optional 4.0 18.4 8.0	E 2 Pos B Body only Limited travel on 2 pos 7.0 9.2 8.2 21.0 5.8 2.0 Blade	N 2 Pos B Body only 4.2 7.5 21.0 5.8	
				4 2 & 3 Pos B Body only Ø2.5 3.0 15.5 5.8Sq	9 2 & 3 Pos B Body only 5.8Sq 3.5 15.5	H 2 Pos B Body only 5.7Sq 4.7 21.0	P 2 & 3 Pos B Body only Limited travel on 2 pos 7.7 4.0 15.5 5.6	
X 1.6 5.6 PCB 0.8 Sq. For mounting stability switches have extra "support" terminals * Nominal - Dimension varies with body type. For exact figure call factory	2	3	10 8 6 4 2	5 2 Pos B Body only Also with legend 5.8Sq 1.0 21.0 Ø2.0 Hole	A 2 Pos B Body only 5.8Sq 9.5 21.0	K 2 & 3 Pos B Body only Limited travel on 2 pos 8.0 5.4 8.0 15.5 5.8 2.3 Blade	R 2 & 3 Pos B Body only Ø5.0 2.4 15.5 5.8	



T22208E ---



T22308E ---



T2230MF ---



T22205B ---



T22305B ---

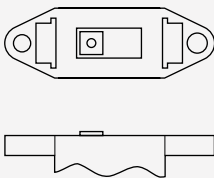


T23204B ---

BODY

OPTIONS

B With fixing holes



Colour

For custom slider colours call the factory. A full range is available for large orders

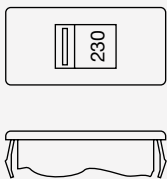
Standard body colour is black

Legend printing

A wide range is available


For all options call the factory

E Snap-in



Cut-outs must be punched in the direction of insertion

F Snap-in (single pole ON OFF only)

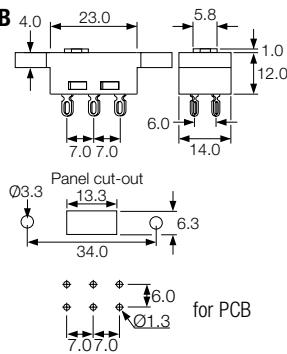


Cut-outs must be punched in the direction of insertion

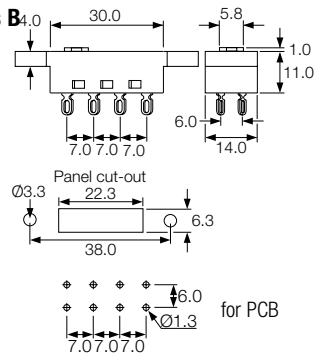
DIMENSIONS (mm)

Cut-out / PCB Matrix

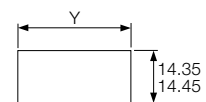
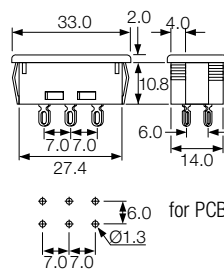
2 Pos B



3 Pos B

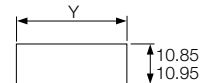
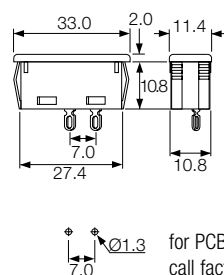


2 Pos E



Panel thickness	Dim. Y
0.8-1.2	29.75/29.85
1.63	30.15/30.25
2.0	30.35/30.45
2.5	30.55/30.65

2 Pos F



Panel thickness	Dim. Y
0.8-1.2	29.75/29.85
1.63	30.15/30.25
2.0	30.35/30.45
2.5	30.55/30.65

www.DataSheet4U.com