


Schottky Barrier Rectifiers

www.DataSheet4U.com

- Very low forward voltage • High efficiency • Suitable for use as a rectifier in low voltage switching power supplies • Polarity Protection Applications

Case Dimensions



Operating and Storage Temperature -65°C to +125°C

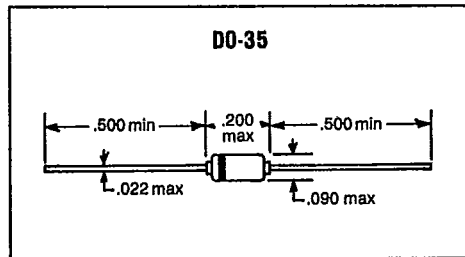
Ampere	Case	Type	PRV	Max Avg* Rectified Current @Half-Wave R or L Load 60Hz		Peak Forward Surge Current 1~60Hz @Tj 70°C	Max Avg Reverse Current @PRV		Max Forward Voltage @25°C			Typical Junction Cap. @1MHz-4V Tj=25°C
				I _o	T _i		I _r	I _r	V _{fm}	V _{fm}	V _{fm}	
									Aav	°C	Apk	
1.0	DO-41	1N5817	20						0.45	0.75	—	150
		1N5818	30	1.0	90	25	1.0	10	0.55	0.87	—	110
		1N5819	40						0.60	0.90	—	80
3.0	DO-27A	1N5820	20						0.37	0.475	0.850	450
		1N5821	30	3.0	95	80	2.0	20	0.38	0.500	0.900	350
		1N5822	40						0.39	0.525	0.950	275

*Derate 20% for Capacitive Load

Silicon Switching Diodes

- Glass passivated wafer • Hermetically sealed glass package • Double plug construction
- Fast recovery time • Low leakage • High conductance • Low capacitance • Extremely stable
- For Computer and other High Speed Applications

Case Dimensions



Operating and Storage Temperature -65°C to +200°C

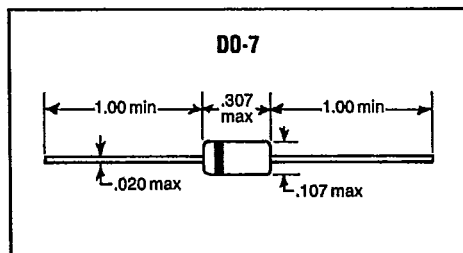
Case	Type	Peak Inverse Voltage @ 25°C		Rev Current @ 20V		Forward Voltage @ 25°C		Capacity @ 1MHz Vr0	Rev Recovery Time		
		PiV(V)	I _r (μA)	I _r (nA)	I _r (μA)	V _f Max (V)	I _f (mA)		C (pF)	t _{rr} (ns)	t _{rr} (ns)
DO-35	1N914A	75	5	25	50	1	10	4	4	—	
	1N4148	75	5	25	50	1	10	4	4	—	
	1N4149	75	5	25	50	1	10	2	4	—	
	1N4151	75	5	50*	50*	1	50	2	2	4	
	1N4154	35	5	100**	100**	1	30	4	2	—	
	1N4446	75	5	25	50	1	20	4	4	—	
	1N4447	75	5	25	50	1	20	2	4	—	
	1N4448	75	5	25	50	1	100	4	4	—	
	1N4449	75	5	25	50	1	30	2	4	—	
	1N4454	75	5	100*	100*	1	10	2	2	4	
	1N4532	75	5	100*	100*	1	10	2	2	4	
	1N4536	35	5	100**	100**	1	30	4	2	—	

* @ 50V
** @ 25V

Germanium Point Contact Diodes

- Axial lead • Reliable hermetically sealed glass • Vibration resistant • High rectifying efficiency
- Available in matched pairs • Excellent for AM, FM and Video Detection

Case Dimensions



Storage Temperature -55°C to +70°C

Case	Type	PIV (V)	I _f Surge 1Sec	I _f Peak	I _o Max	T _j °C	Forward Voltage @ 25°C		I _r Max @ 25°C-10V	I _r Max @ 25°C-50V	Capacity Max @ 1MHz VRI
			A	mA	mA		V	mA			
DO-7	1N34A/1K34A	75	0.5	150	50	70	1	5	20	300	1.0
	1N60/1K60*	40	0.5	150	50	70	1	4	75	—	1.0
	1K90	30	0.4	150	50	70	1	2	100	—	1.0
	1K110	50	0.4	150	50	70	1	3	40	—	1.0
	1K188	40	0.5	150	50	70	1	5	70	—	1.0
	1K261*	40	0.5	150	50	70	1	9	70	—	1.0

*Available in matched pairs