

"High Frequency Ceramic Solutions"

2.45 GHz Balun / Filter Combination

P/N 2450FB39A050

Detail Specification: 12/14/05

Page 1 of 2

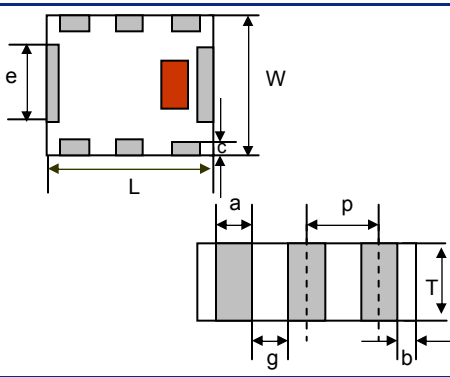
General Specifications

Part Number	2450FB39A050
Frequency (MHz)	2400~2500
Unbalanced Impedance	50 Ω
Differential Balanced Imp.	50 Ω
Insertion Loss	2.0 dB max.
Return Loss	9.5 dB min.
Phase Difference	180° ± 10
Amplitude Difference	1.0 dB max.

Attenuation (dB)	35 min.@ 880~960MHz
	30 min.@1710~1910 MHz
	30 min.@4800~5000MHz
	25 min.@7200~7500MHz
Operating and Storage Temp.	-40 to +85°C
Reel Quantity	3,000
Power Capacity	1.0 watt max.

Mechanical Dimensions

	In	mm
L	0.098 ± 0.008	2.50 ± 0.20
W	0.079 ± 0.008	2.00 ± 0.20
T	0.043 ± 0.004	1.10 ± 0.10
a	0.016 ± 0.004	0.40 ± 0.10
b	0.014 ± 0.004	0.35 ± 0.10
c	0.012 +.004/-0.008	0.30 +0.1/-0.2
e	0.039 ± 0.004	1.00 ± 0.10
g	0.012 ± 0.004	0.30 ± 0.10
p	0.028 ± 0.004	0.70 ± 0.10



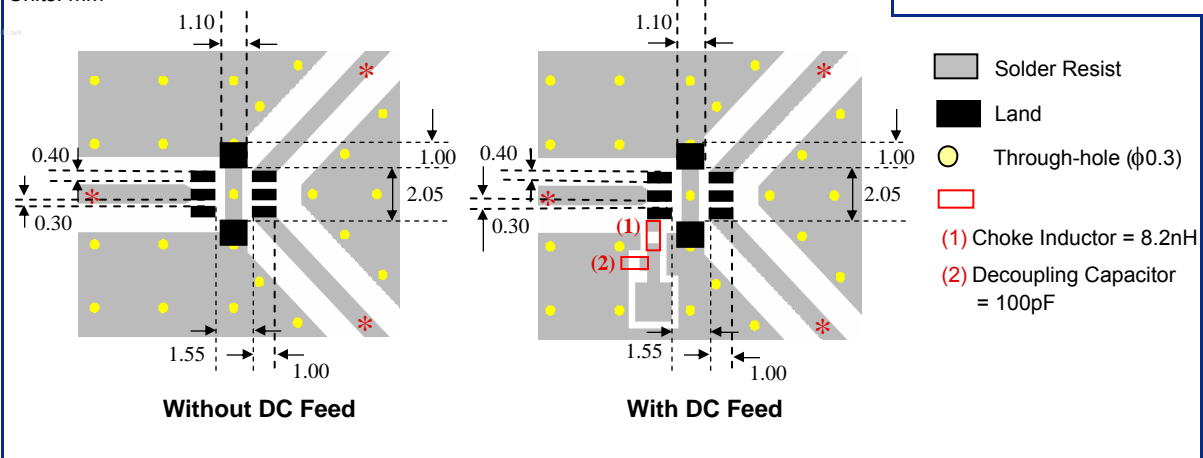
Terminal Configuration

No.	Function
1	NC
2	Unbalanced Port
3	Open or DC Feed
4	Balanced Port
5	NC
6	Balanced Port
7	GND
8	GND

Mounting Considerations

Line width should be designed to match 50Ω characteristic impedance, depending on PCB material and thickness.

Units: mm



Johanson Technology, Inc. reserves the right to make design changes without notice.
All sales are subject to Johanson Technology, Inc. terms and conditions.

"High Frequency Ceramic Solutions"

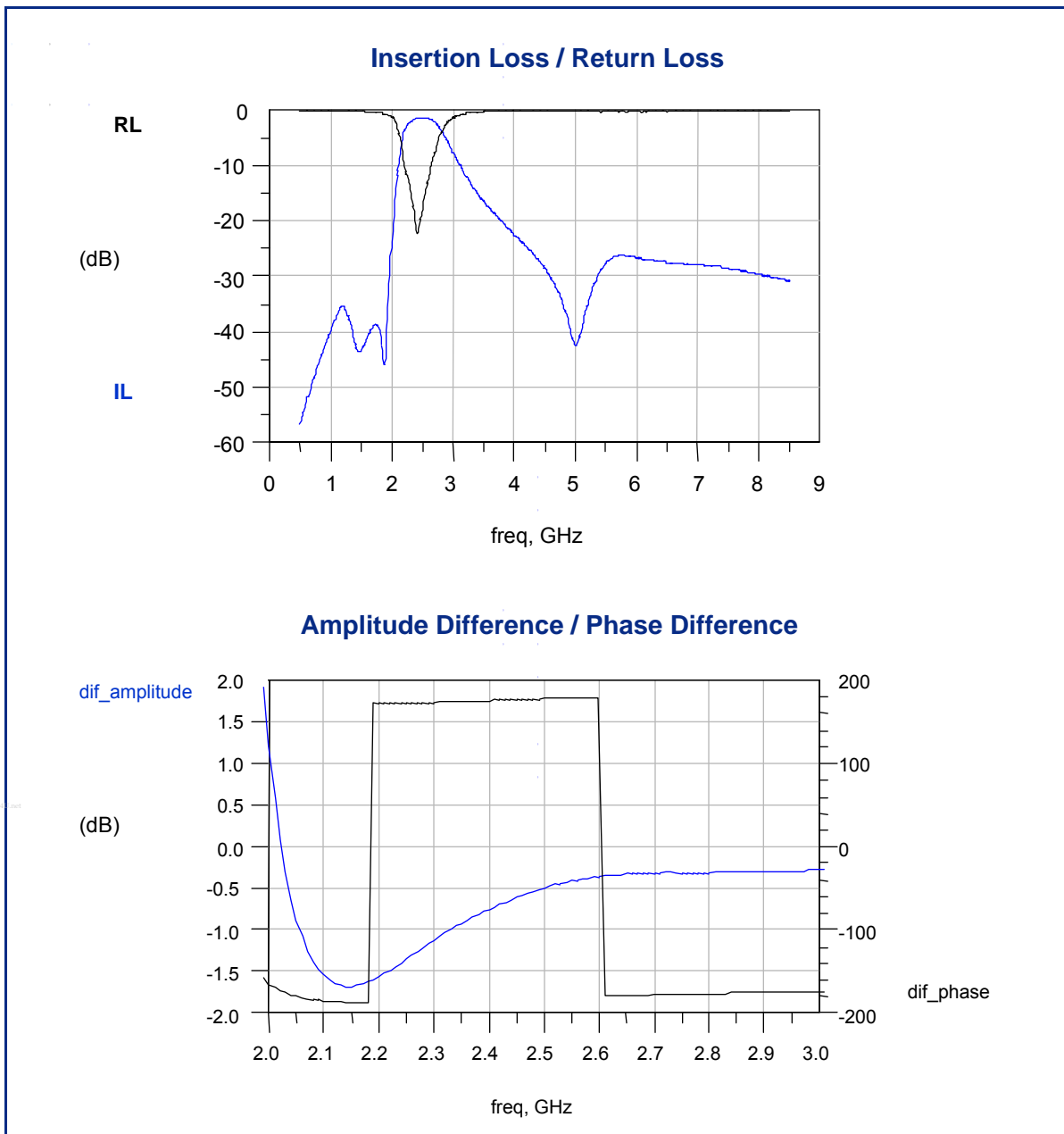
2.45 GHz Balun / Filter Combination

P/N 2450FB39A050

Detail Specification: 12/14/05

Page 2 of 2

Typical Electrical Performance (T=25°C)



Johanson Technology, Inc. reserves the right to make design changes without notice.

All sales are subject to Johanson Technology, Inc. terms and conditions.



www.johansontechnology.com

931 Via Alondra • Camarillo, CA 93012 • TEL 805.389.1166 FAX 805.389.1821

2003 Johanson Technology, Inc. All Rights Reserved