



www.DataSheet4U.com

**Features:**

- High power density
- Convection cooled
- RoHS compliance
- 3 - year warranty
- Great reliability
- DIN rail / Wall bracket mounting solution
- Overvoltage protection
- Overload protection
- Short circuit protection

Dimensions:121(D)x110(H)x40(W)mm

**General Specifications**

**INPUT**

Input voltage.....100~240VAC  
 Input frequency .....47~63Hz  
 Inrush current .....22A/110VAC  
 (Cold start) . . . . . 44A/220VAC




**EMC STANDARDS**

EN 55011	Class B
EN 55022	Class B
EN 61000-4-2	Level 3
EN 61000-4-3	Level 3
EN 61000-4-4	Level 3
EN 61000-4-5	Level 3
EN 61000-4-6	Level 3
EN 61000-4-8	Level 3
EN 61000-4-11	Level 3

**OUTPUT**

Hold-up time (Full load @230VAC).....20mS Min.  
 Temp. Coefficient .....±0.04% / °C  
 Overvoltage protection .....Autorecovery  
 Overload protection ..... Power limited  
 Short circuit protection..... Autorecovery  
 Transient response... (Load change 50% to 100%)  
 Voltage deviation .....5%  
 Recovery time .....2mS

**SAFETY STANDARDS**

	EN 60950 (Marking)
	UL 60950 (Meet)
	CSA 22.2 (Meet)

**ENVIRONMENTAL**

Operating temperature: -20°C ~ 50°C ambient, derating each output at 2.5% per degree from 50°C to 70°C  
 Operating humidity: Non-condensing, 5% ~ 95%RH.  
 Vibration: Random vibration, 10Hz ~ 2KHz, 3axis.  
 MTBF: 100,000hrs Min. Per MIL-HDBK-217F, 25°C GB.

Web site : <http://acro-powers.com.tw>  
 E-mail : [service@acro-powers.com.tw](mailto:service@acro-powers.com.tw)  
 TEL : 886-2-26833735, FAX : 886-2-26833625



## Output Specifications

Model	O/P voltage Adjustment	Loading (A)			Ripple Noise	Line Reg.	Load Reg.	Efficiency	Overvoltage Protection
		Min.	Rated	Max.					
AD20601F	+5VDC $\pm 10\%$	0A	4A	4A	60mVp-p	$\pm 1\%$	$\pm 2\%$	77%	6-7VDC
	+12VDC -----	0A	3A	4A	100mVp-p	$\pm 1\%$	$\pm 6\%$		-----
AD20602F	+5VDC $\pm 10\%$	0A	4A	4A	60mVp-p	$\pm 1\%$	$\pm 2\%$	80%	6-7VDC
	+24VDC -----	0A	1.5A	2A	150mVp-p	$\pm 1\%$	$\pm 6\%$		-----
AD20603F	+12VDC $\pm 10\%$	0A	2A	4A	100mVp-p	$\pm 1\%$	$\pm 2\%$	81%	15-17VDC
	+24VDC -----	0A	1.5A	2A	150mVp-p	$\pm 1\%$	$\pm 6\%$		-----

www.DataSheet4U.com

- NOTE:**
1. Each output can supply up to maximum current, but total loading can not exceed rated output wattage.
  2. Line regulation is measured from low line to high line at rated load.
  3. Load regulation is measured from 20% to 100% of rated load at 230VAC input.
  4. Ripple & Noise is measured by using a 0.1uF/630V metalized capacitor & a 47uF electrolytic capacitor parallel on the test point, at rated load and 230VAC input.
  5. Efficiency is measured at rated load and 230VAC input.

## Mechanical Details

No.:AD2060  
Dimensions:121x110x40mm

