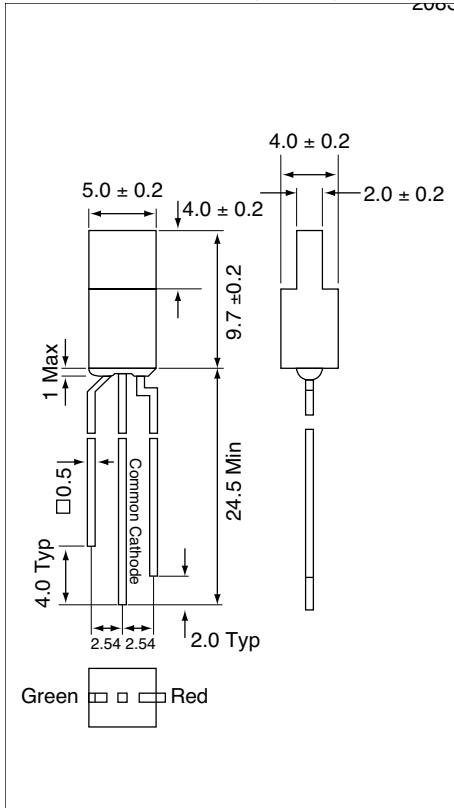


# AND208SGA

## Standard Bright LED Lamps

www.DataSheet4U.com

Weight: 0.38 g Unit: mm



Product specifications contained herein may be changed without prior notice. It is therefore advisable to contact Purdy Electronics before proceeding with the design of equipment incorporating this product.

## AND208SGA

### Dual Color

### 2mm x 5mm Rectangular

#### Features

- All plastic mold type
- Low drive current, (forward current = 10 – 15 mA)
- Fast response time, capable of pulse operation
- Viewing Angle: 110°
- RoHS Compliant

#### Optical Characteristics (T = 25°C)

Part Number	Source	Color		Lens Desc.	Luminous Intensity @ 20 mA (mcd)	
		Emitting	Lens		Min.	Typ.
AND208SGA	GaAsP/GaP	Red	White	Diffused	8	14
	GaP	Green	White	Diffused	8	14

#### Absolute Maximum Ratings (T<sub>A</sub> = 25°C)

Characteristics	Symbol	Rating		Unit
		GaAsP/GaP (Red)	GaP (Green)	
Forward Current	I <sub>F</sub>	30	25	mA
Reverse Voltage	V <sub>R</sub>	5	5	V
Power Dissipation	P <sub>D</sub>	105	105	Total Package
Operating Temperature	T <sub>Opr</sub>	-40 to +85		°C
Storage Temperature Range	T <sub>Stg</sub>	-40 to +85		°C

#### Electro-Optical Characteristics (T<sub>A</sub> = 25°C)

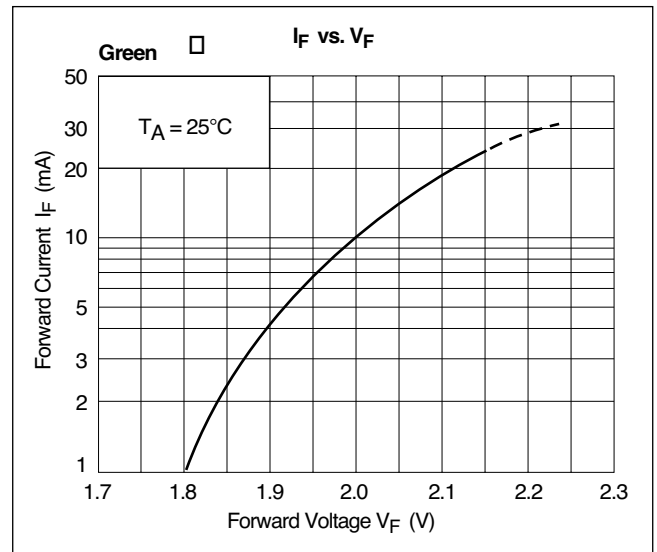
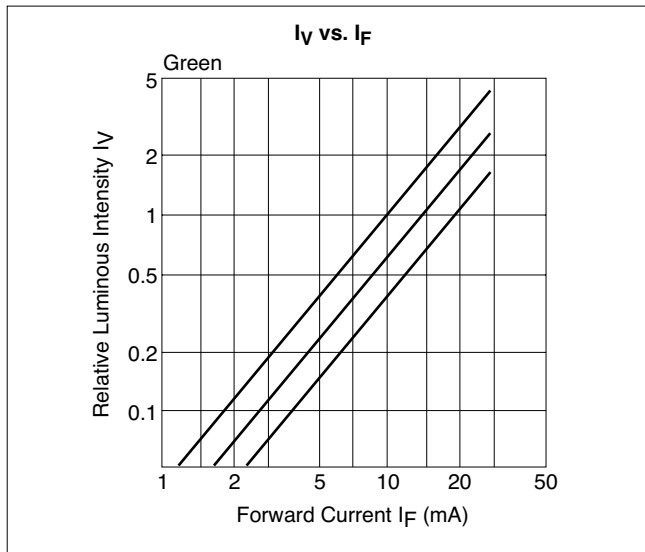
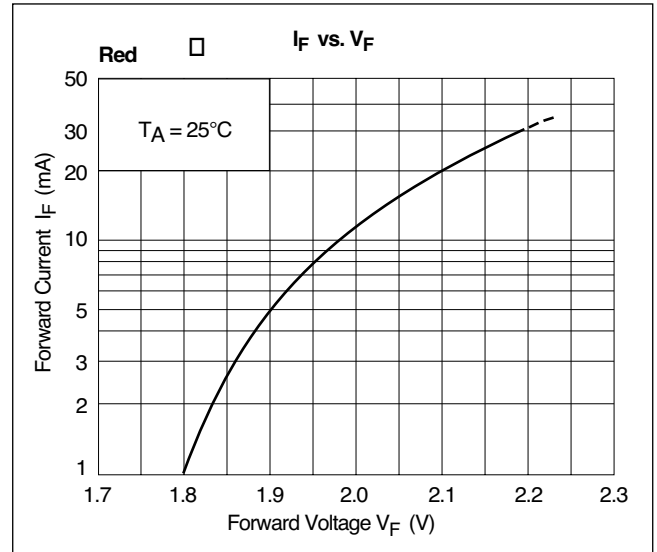
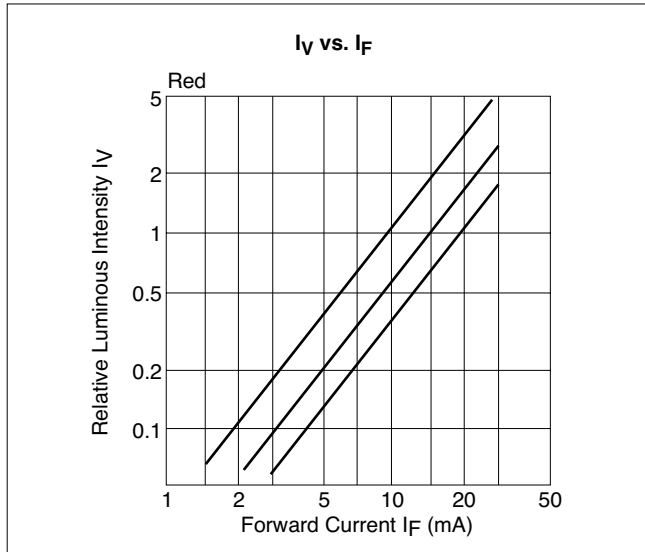
Characteristics	Symbol	Test Condition	Rating				Unit
			GaAsP/GaP (Red)		GaP (Green)		
			Typ.	Max.	Typ.	Max.	
Forward Voltage	V <sub>F</sub>	I <sub>F</sub> = 20mA	2.0	2.5	2.2	2.5	V
Reverse Current	I <sub>R</sub>	V <sub>R</sub> = 5 V	–	10	–	10	μA
Peak Emission Wavelength	λ <sub>p</sub>	I <sub>F</sub> = 20mA	625	–	565	–	nm
Spectral Line Half Width	λ	I <sub>F</sub> = 20mA	45	–	30	–	nm

#### Precaution

Please be careful of the following:

1. Soldering temperature: 260°C max; Soldering time: 3 sec. max; Soldering portion of lead: up to 2 mm from the body of the device.
2. The lead can be formed up to 5 mm from the body of the device without forming stress. Soldering should be performed after the lead forming.

Dual Color



### Dual Color

