


# Agilent HLMP-PB00-N0000, HLMP-PM00-N0000, HLMP-QB00-S0000, HLMP-QM00-S0000 Subminiature Blue and Green InGaN LED Lamps Data Sheet



## Description

### Flat Top Package

The HLMP-Pxxx flat top lamps use an untinted, nondiffused, truncated lens to provide a wide radiation pattern that is necessary for use in backlighting applications. The flat top lamps are also ideal for use as emitters in light pipe applications.

### Dome Package

The HLMP-Qxxx dome lamps use an untinted, nondiffused lens to provide a high luminous intensity within a narrow radiation pattern.

## Lead Configurations

All these devices are made by encapsulating LED chip on axial lead frames to form molded epoxy subminiature lamps. A variety of package configuration options is available. These include special surface mount lead configurations, gull wing, yoke lead, or Z-bend. Right angle lead bend at 2.54 mm (0.100 inch) and 5.08 mm (0.200 inch) center spacing are available for through hole mounting. For more information refer to Standard SMT and Through Hole Lead Bend Options for Subminiature Lamps data sheet.

## Features

- **Subminiature flat top package**  
Ideal for backlighting and light piping applications
- **Subminiature dome package**  
Nondiffused dome for high brightness
- **Colors: 468 nm blue, 525 nm green**
- **Ideal for space limited applications**
- **Axial leads**
- **Available with lead configurations for surface mount and through hole PC board mounting**

## Applications

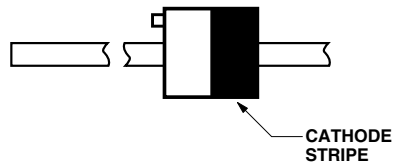
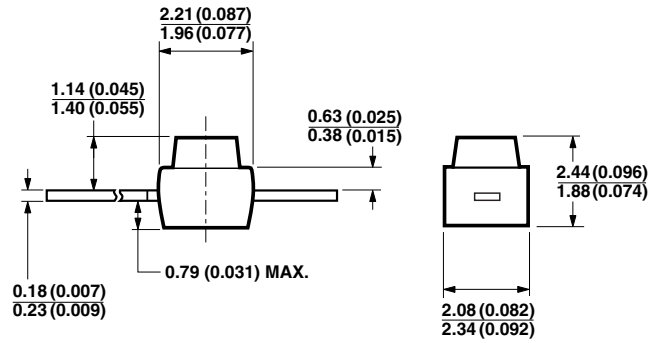
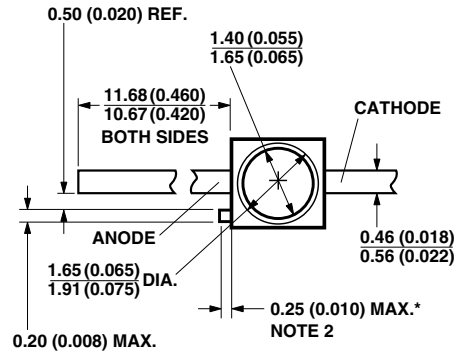
- **Consumer**
- **Industrial**
- **Computer peripheral**
- **Communication**

**CAUTION:** HLMP-xB00 and HLMP-xM00 LEDs are Class 2 ESD sensitive. Please observe appropriate precautions during handling and processing. Refer to Agilent Application Note AN-1142 for additional details.



## Package Dimensions

### (A) Flat Top Lamps



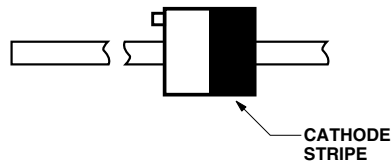
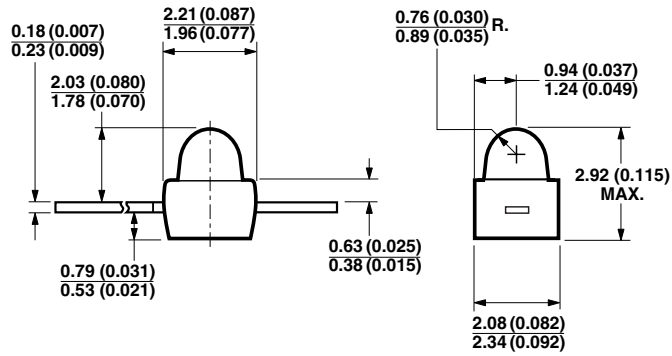
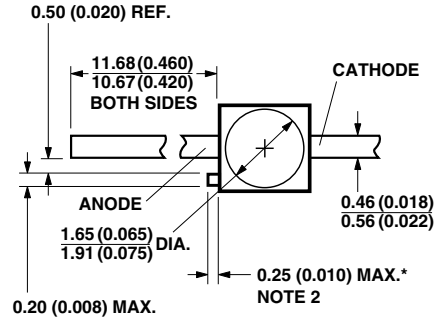
#### NOTES:

1. ALL DIMENSIONS ARE IN MILLIMETERS (INCHES).
2. PROTRUDING SUPPORT TAB IS CONNECTED TO CATHODE LEAD.

\* REFER TO FIGURE 1 FOR DESIGN CONCERNS.

# Package Dimensions

## B) Domed Lamps



**NOTES:**

1. ALL DIMENSIONS ARE IN MILLIMETERS (INCHES).
2. PROTRUDING SUPPORT TAB IS CONNECTED TO CATHODE LEAD.

\* REFER TO FIGURE 1 FOR DESIGN CONCERNS.

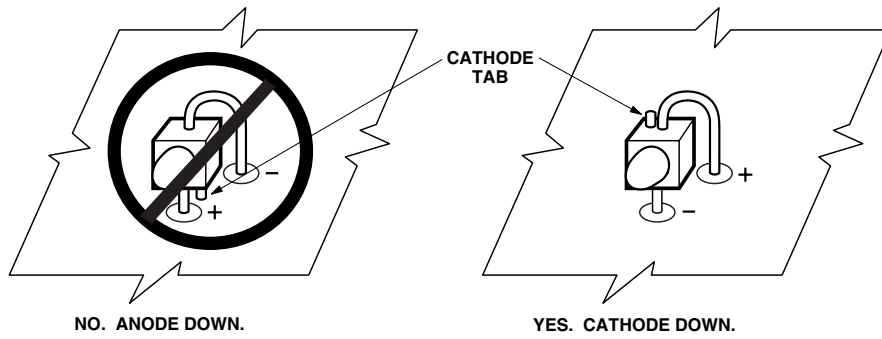
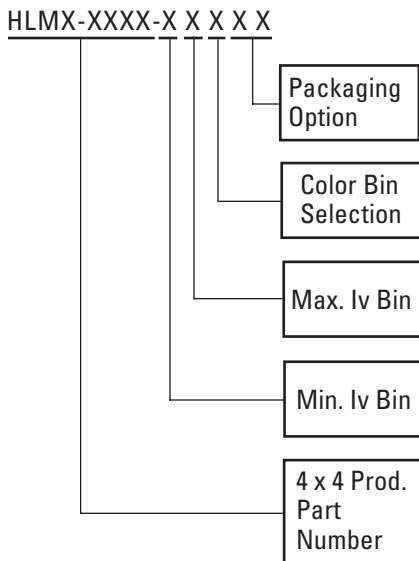


Figure 1. Proper right angle mounting to a PC board to prevent protruding cathode tab from shorting to anode connection.

### Device Selection Guide

Part Number	Color	Viewing Angle $2\theta_{1/2}$	Package Description	Package Outline
HLMP-PB00-N0000	Blue	85°	Flat Top, Nondiffused, Untinted	A
HLMP-PM00-N0000	Green			
HLMP-QB00-S0000	Blue	20°	Domed, Nondiffused, Untinted	B
HLMP-QM00-S0000	Green			

### Ordering Information



**Absolute Maximum Ratings at T<sub>A</sub> = 25°C**

Parameter	Value
Peak Forward Current	90 mA
DC Forward Current <sup>[1]</sup>	30 mA
Power Dissipation	110 mW
Reverse Voltage (I <sub>R</sub> = 10 μA)	5 V
Operating Temperature Range	-40°C to +85°C
Storage Temperature Range	-55°C to +100°C
LED Junction Temperature	110°C
Lead Soldering Temperature [1.6 mm (0.063 in.) from body]	260°C for 5 seconds
SMT Reflow Soldering Temperature	260°C for 20 seconds

**Note:**

1. Derate linearly as shown in Figure 5.

**Optical Characteristics at T<sub>A</sub> = 25°C**

Part Number	Luminous Intensity I <sub>v</sub> (mcd) @ I <sub>F</sub> = 20 mA		Peak Wavelength λ <sub>PEAK</sub> (nm) Typ.	Color, Dominant Wavelength λ <sub>d</sub> (nm) Typ.	Spectral Halfwidth Δλ <sub>1/2</sub> (nm) Typ.	Viewing Angle 2θ <sub>1/2</sub> Degrees Typ.	Luminous Efficacy η <sub>v</sub> (lm/W)
	Min.	Typ.					
HLMP-PB00-N0000	25	60	470	468	26	85	70
HLMP-PM00-N0000	25	200	523	525	36	85	500
HLMP-QB00-S0000	160	290	470	468	26	20	70
HLMP-QM00-S0000	160	690	523	525	36	20	500

**Electrical Characteristics at T<sub>A</sub> = 25°C**

Part Number	Forward Voltage V <sub>F</sub> (Volts) @ I <sub>F</sub> = 20 mA		Reverse Breakdown V <sub>R</sub> (Volts) @ I <sub>R</sub> = 100 μA Min.	Capacitance C (pF), V <sub>F</sub> = 0, f = 1 MHz Typ.	Thermal Resistance R <sub>θJ-PIN</sub> (°C/W) Typ.
	Typ.	Max.			
HLMP-PB00-N0000	3.7	4.1	5	52	170
HLMP-PM00-N0000	3.7	4.1	5	52	170
HLMP-QB00-S0000	3.7	4.1	5	52	170
HLMP-QM00-S0000	3.7	4.1	5	52	170

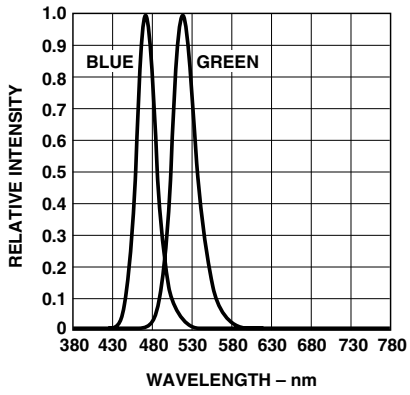


Figure 2. Relative intensity vs. wavelength.

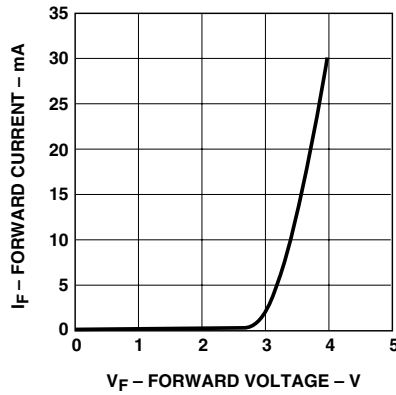


Figure 3. Forward current vs. forward voltage.

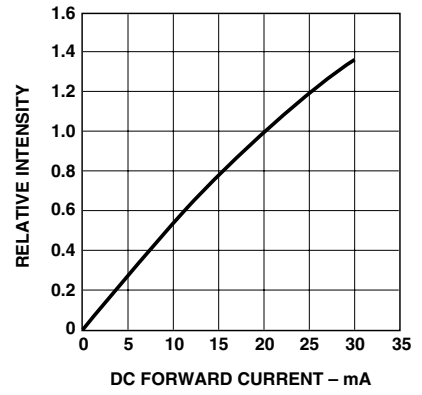


Figure 4. Relative luminous intensity vs. DC forward current.

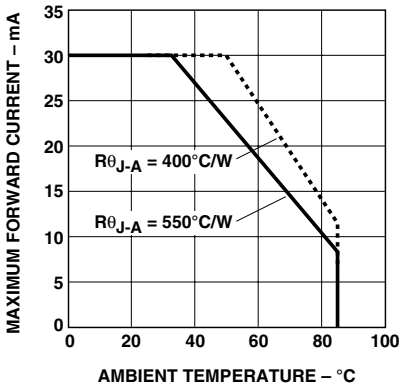


Figure 5. Maximum forward current vs. ambient temperature. Derating based on  $T_{JMAX} = 110^{\circ}C$ .

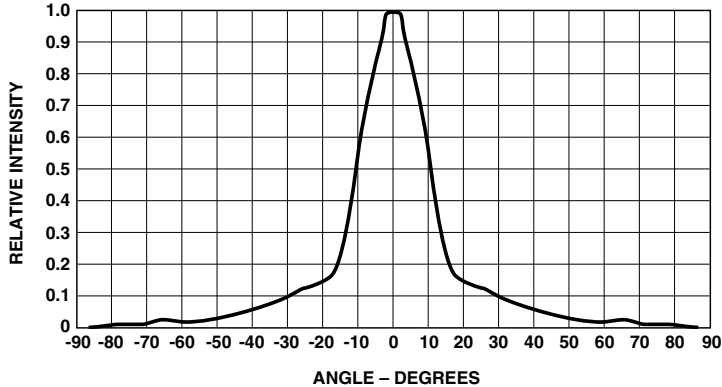


Figure 6. Relative luminous intensity vs. angular displacement for HLMP-Qxxx.

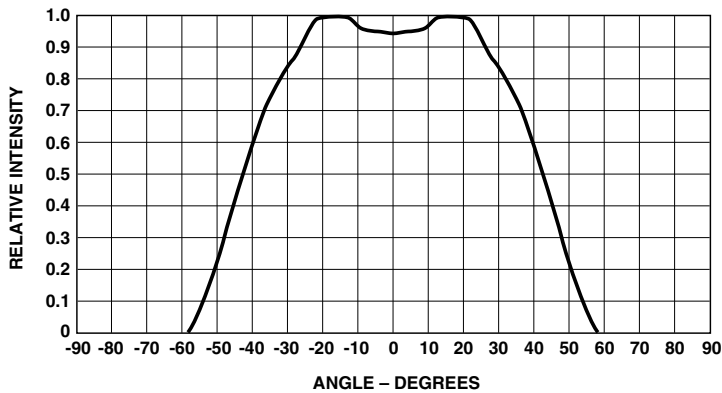


Figure 7. Relative luminous intensity vs. angular displacement for HLMP-Pxxx.

**Intensity Bin limits**

Bin	Min.	Max.
N	25	50
P	40	80
Q	63	125
R	100	200
S	160	320
T	250	500
U	400	800
V	630	1250
W	1000	2000
X	1600	3200
Y	2500	5000

**Color Bin limits**

Package	Bin	Min.	Max.
Blue	0	Full Distribution	
	1	460	464
	2	464	468
	3	468	472
	4	472	476
	5	476	480
Green	6	480	484
	0	Full Distribution	
	3	520	525
	4	525	530
	5	530	535
	6	535	540

Tolerance of each bin limit =  $\pm 2$  nm.

**Mechanical Option**

00	Straight Leads, Bulk Packaging, Quantity of 500 Parts
11	Gull Wing Leads, 12 mm Tape on 7 in. Dia. Reel, 1500 Parts per Reel
12	Gull Wing Lead, Bulk Packaging, Quantity of 500 Parts
14	Gull Wing Leads, 12 mm Tape on 13 in. Dia. Reel, 6000 Parts per Reel
21	Yoke Leads, 12 mm Tape on 7 in. Dia. Reel, 1500 Parts per Reel
22	Yoke Leads, Bulk Packaging, Quantity of 500 Parts
24	Yoke Leads, 12 mm Tape on 13 in. Dia. Reel, 6000 Parts per Reel
31	Z-Bend Leads, 12 mm Tape on 7 in. Dia. Reel, 1500 Parts per Reel
32	Z-Bend Leads, Bulk Packaging, Quantity of 500 Parts
34	Z-Bend Leads, 12 mm Tape on 13 in. Dia. Reel, 6000 Parts per Reel

**Note:**

All Categories are established for classification of products. Products may not be available in all categories. Please contact your local Agilent representative for further clarification/information.

**[www.agilent.com/semiconductors](http://www.agilent.com/semiconductors)**

For product information and a complete list of distributors, please go to our web site.

For technical assistance call:

Americas/Canada: +1 (800) 235-0312 or  
(916) 788-6763

Europe: +49 (0) 6441 92460

China: 10800 650 0017

Hong Kong: (+65) 6756 2394

India, Australia, New Zealand: (+65) 6755 1939

Japan: (+81 3) 3335-8152 (Domestic/International), or 0120-61-1280 (Domestic Only)

Korea: (+65) 6755 1989

Singapore, Malaysia, Vietnam, Thailand,  
Philippines, Indonesia: (+65) 6755 2044

Taiwan: (+65) 6755 1843

Data subject to change.

Copyright © 2004 Agilent Technologies, Inc.

Obsoletes 5988-4572EN

September 30, 2004

5989-1710EN



**Agilent Technologies**