




Bulk Metal[®] Foil Technology

8 Pin Transistor Outline Hermetic Resistor Network



Product may not be to scale

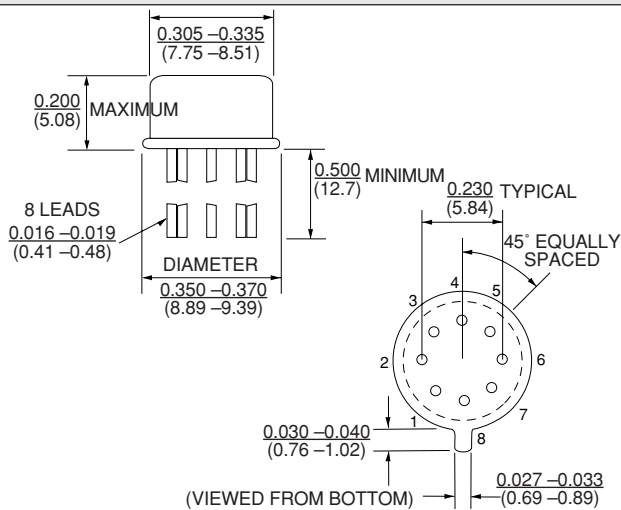
The eight pin TO-5 package with 0.230" pin circle is an alternative layout to Model 1413. This network can contain up to 12, V5X5 resistor chips.

Review data sheet "7 Technical Reasons to Specify Bulk Metal[®] Foil Resistor Networks."

ORDERING INFORMATION - 1417 PARTS

Networks are built to your requirements. Send your schematic and electrical requirements to the Applications Engineering Department. (See data sheet "Network Worksheet.") A unique part number will be assigned which defines all aspects of your network.

FIGURE 1 - STANDARD DIMENSIONS in inches (millimeters)

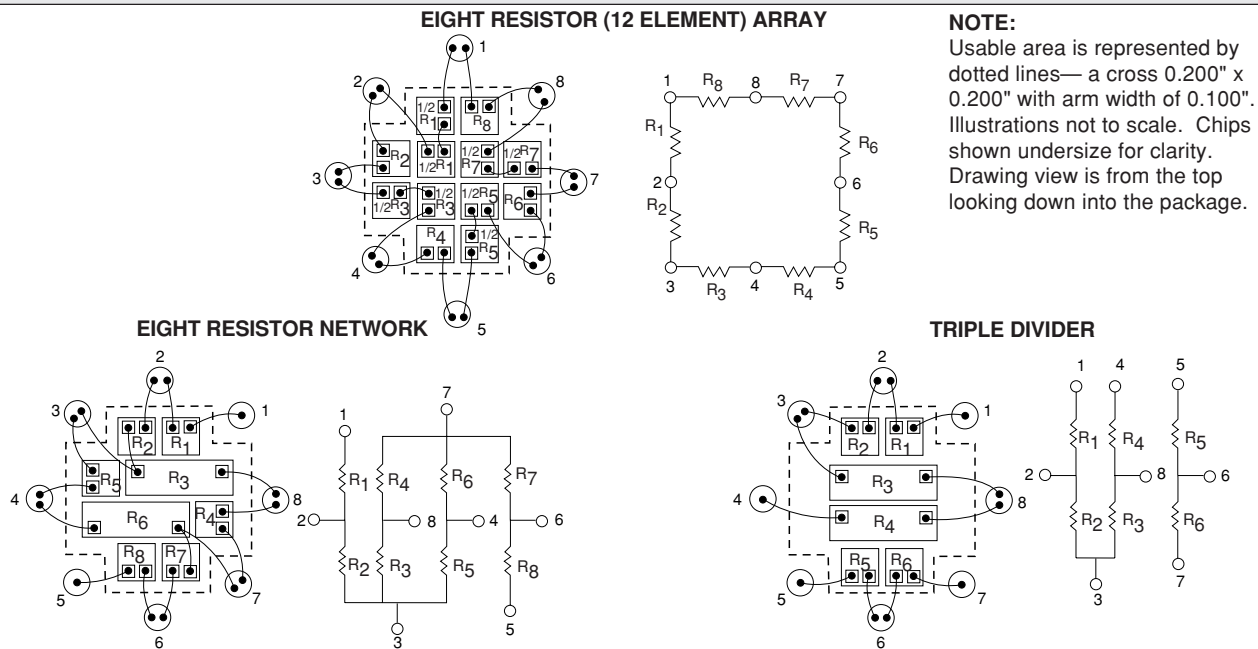


VISHAY MODEL NUMBER	CHIP CAPACITY	MAXIMUM POWER RATING (WATTS) @ +70°C
1417	V15X5 - 3 chips	0.4 Watt
	V5X5 - 12 chips	

NOTE:

1. These networks utilize Vishay Bulk Metal[®] Foil resistor chips V5X5 and V15X5 or VTF15X5 Thin Film chips.
2. The V5X5 and V15X5 chips have maximum resistance values of 10K and 33K respectively in Bulk Metal[®] Foil and 500K in VTF15X5 Thin Film chips.
3. The V5X5 and V15X5 chip(s) can be intermixed in a package.

FIGURE 2 - SAMPLE CIRCUIT DESIGNS AND CHIP LAYOUTS



VISHAY FOIL • FRANCE +33.4.93.37.28.24 FAX: +33.4.93.37.27.31
 • GERMANY +49.9287.710 FAX: +49.9287.70435
 • ISRAEL +972.3.557.0945 FAX: +972.3.558.9121

• ITALY +39.2.300.11919 FAX: +39.2.300.11999
 • JAPAN +81.42.729.0661 FAX: +81.42.729.3400
 • SINGAPORE +65.788.6668 FAX: +65.788.0988

• SWEDEN +46.8.594.70590 FAX: +46.8.594.70581
 • UK +44 191 514 8237 FAX: +44 1953 457 722
 • USA +1 610 407-4800 FAX: +1 610 640-9081

THROUGH HOLE