THIS DRAWING IS UNPUBLISHED. RELEASED FOR PUBLICATION 20
© COPYRIGHT 20 BY TYCO ELECTRONICS CORPORATION. ALL RIGHTS RESERVED.

LOC	DIST
ES	00

REVISIONS

P	LTR	DESCRIPTION	DATE	DWN	APVD
	H2	REV PER ECR-09-022207	14OCT2009	IL	SY

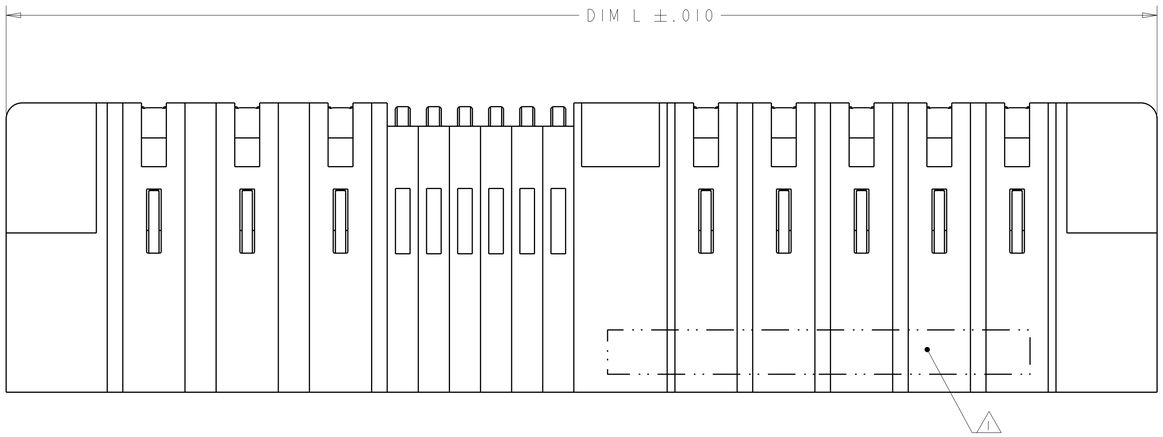

1. "AMP", PART NUMBER, AND DATE CODE TO BE MARKED IN AREA SHOWN.
2. MATERIAL: HOUSING - GLASS FILLED HIGH TEMP THERMO PLASTIC, UL94 V-0
   SIGNAL CONTACT - COPPER ALLOY
   POWER CONTACT - HIGH CONDUCTIVITY COPPER ALLOY
3. CONTACT PLATING: SIGNAL CONTACTS - .000050 MIN Ni UNDER ALL.
   .000030 MIN Au ON CONTACT AREA.
   .000100 MIN Sn AT PCB INTERFACE.
   POWER CONTACTS - .000050 MIN NI UNDER ALL.
   .000030 MIN Au ON CONTACT AREA.
   .000100 MIN Sn AT PCB INTERFACE.
4. MECHANICAL CONNECTOR KEEP OUT ZONE.
5. DATUM AND BASIC DIMENSIONS ESTABLISHED BY CUSTOMER.
6. PCB - ALL HOLE DIAMETERS ARE FINISHED HOLE SIZES.
7. PCB - .0453 +/-.0010 DRILLED HOLES PLATES WITH .0003 MIN Sn OVER .001 TO .003 PLATING TO ACHIEVE A .040 DIA. HOLE.
8. OPTIONAL CENTER MODULE WITH Ø.150 THRU HOLE OR HOLD DOWN FEATURE.

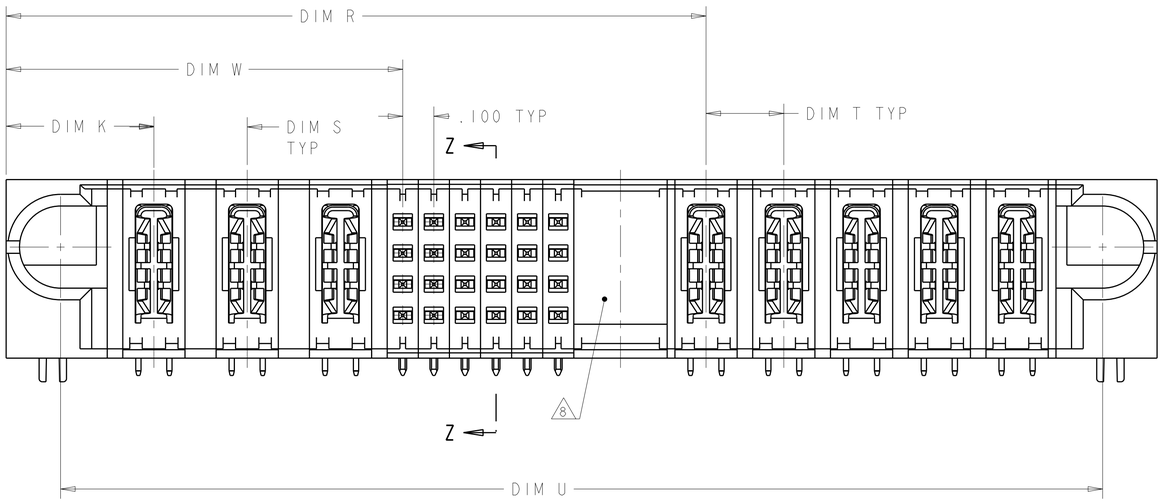

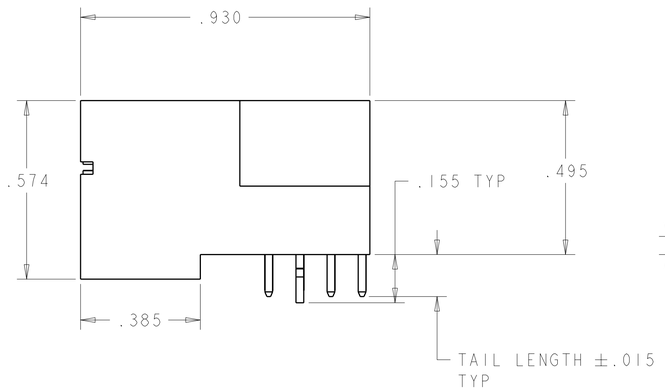

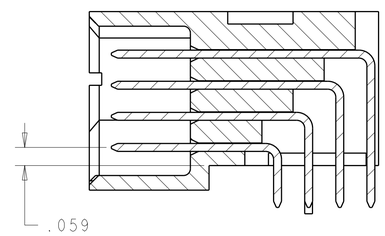

SECTION Z-Z

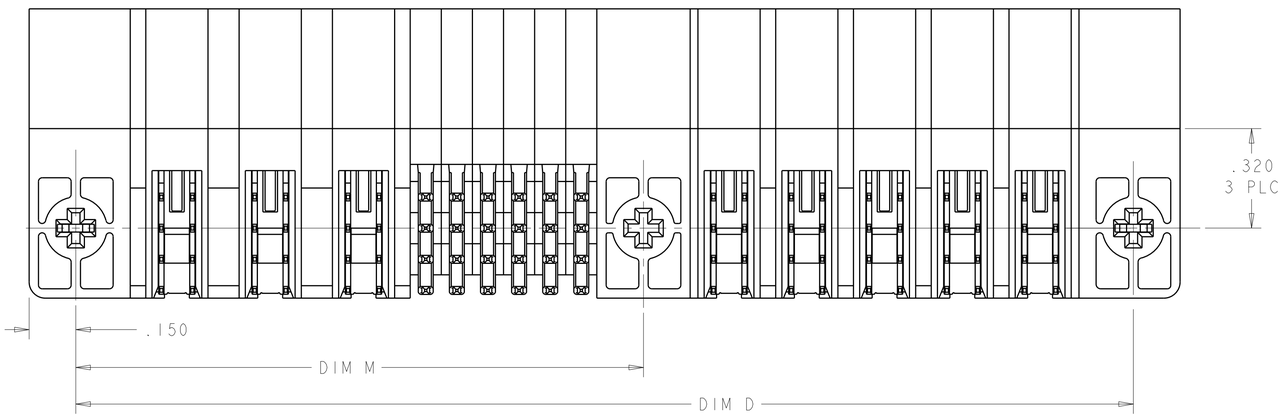

THIS DRAWING IS A CONTROLLED DOCUMENT FOR TYCO ELECTRONICS CORPORATION. IT IS SUBJECT TO CHANGE AND THE CONTROLLING ENGINEERING ORGANIZATION SHOULD BE CONTACTED FOR THE LATEST REVISION.

DWN	R.GRZYBOWSKI	02FEB05
CHK	M.PERCHERKE	02FEB05
APVD	M.PERCHERKE	02FEB05
PRODUCT SPEC	108-1973	
APPLICATION SPEC	114-13038	
WEIGHT	-	

DIMENSIONS: INCHES

TOLERANCES UNLESS OTHERWISE SPECIFIED:

0 PLC	± -
1 PLC	± -
2 PLC	±.01
3 PLC	±.005
4 PLC	±.0020
ANGLES	±2°

MATERIAL - - 2

FINISH - - 3

Tyco Electronics

Tyco Electronics Corporation
Shanghai.P.R.China.200233

NAME RIGHT ANGLE HEADER W/GUIDES ASSEMBLY MULTI-BEAM XL
-

SIZE	CAGE CODE	DRAWING NO	RESTRICTED TO
A1	00779	C-6450120	-

CUSTOMER DRAWING | SCALE 4:1 | SHEET 1 OF 15 | REV H2

AMP 4805 REV 31MAR2000

Pro/ENGINEER DRAWING

THIS DRAWING IS UNPUBLISHED. RELEASED FOR PUBLICATION 20
© COPYRIGHT 20 BY TYCO ELECTRONICS CORPORATION. ALL RIGHTS RESERVED.

LOC	DIST
ES	00

REVISIONS

P	LTR	DESCRIPTION	DATE	DWN	APVD
	-	SEE SHEET 1	-	-	-

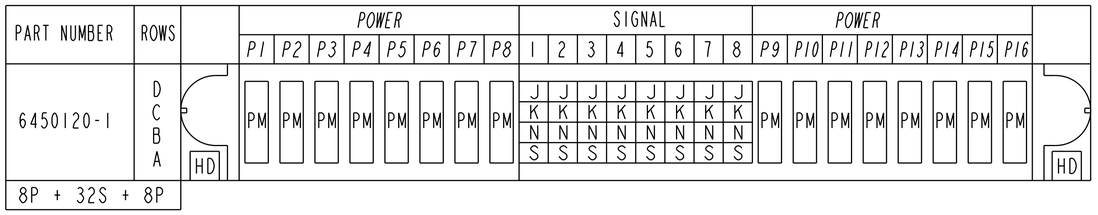

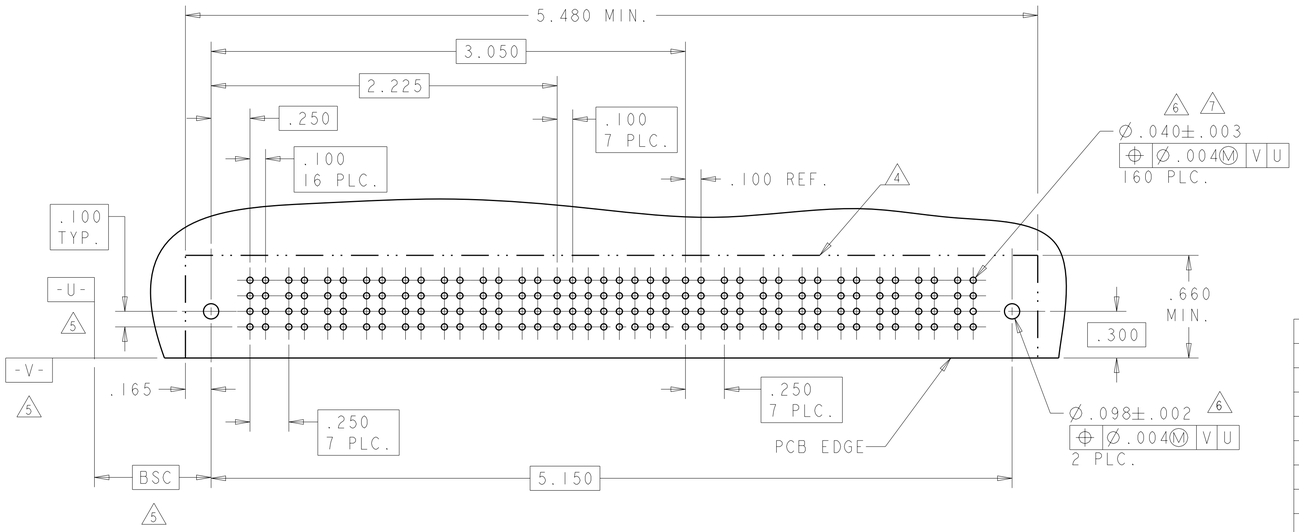

3.800	.250	.300	1.875	1.375	3.850	-	4.150	.450	4P + 16S + 7ACP	5-6450120-0
1.600	.250	.250	1.250	.875	1.650	-	1.950	.450	2P + 12S + 2P	4-6450120-9
2.900	.250	.250	2.050	1.375	2.950	-	3.250	.450	4P + 24S + 4P	4-6450120-8
1.900	.250	.250	1.550	0.875	1.950	-	2.250	.450	2P + 24S + 2P	4-6450120-7
2.000	.250	.250	1.400	1.125	2.050	-	2.350	.450	3P + 8S + 3P	4-6450120-6
2.900	.250	.250	3.550	2.875	5.950	-	6.250	.450	10P + 24S + 10P	4-6450120-5
3.700	.200	.300	2.700	2.025	3.750	-	4.050	.450	8P + 24S + 4ACP	4-6450120-4
2.900	.300	.250	2.050	1.575	2.950	-	3.250	.475	4ACP+16S+4P	4-6450120-3
4.375	.250	.300	3.375	2.375	4.425	3.100	4.725	.450	8P + 24S + 1M + 4ACP	4-6450120-2
D2 4.100	.300	.250	2.250	1.575	4.150	-	4.450	.475	4ACP + 24S + 8P	4-6450120-0
D2 3.800	.250	.250	3.450	.875	3.850	-	4.150	.450	2P + 100S + 2P	3-6450120-6
4.600	.250	.250	3.250	1.875	4.650	-	4.950	.450	6P + 52S + 6P	3-6450120-5
5.100	.250	.250	3.500	2.175	5.150	-	5.450	.450	7P + 48S + 7P	3-6450120-4
3.500	.250	.300	2.775	2.375	3.550	-	3.850	.450	8P + 12S + 3ACP	3-6450120-3
D3 4.000	.200	.200	2.700	1.825	4.050	-	4.350	.450	7HDP + 32S + 7HDP	3-6450120-0
3.900	.250	.250	2.550	1.875	3.950	-	4.250	.450	6P + 24S + 6P	2-6450120-7
5.200	.300	.250	2.350	1.625	5.250	-	5.550	.475	4ACP + 24S + 12P	2-6450120-6
2.500	.250	.250	2.150	1.425	2.550	-	2.850	.450	4P + 24S + 2P	2-6450120-5
3.600	.250	.250	2.500	1.625	3.650	-	3.950	.450	5P + 32S + 5P	2-6450120-4
2.500	.250	.250	2.150	.875	2.550	-	2.850	.450	2P + 48S + 2P	2-6450120-3
4.500	.300	.250	1.650	.975	4.550	-	4.850	.475	2ACP + 24S + 12P	2-6450120-2
2.850	.250	.250	2.000	1.125	2.900	-	3.200	.450	3P + 32S + 4P	2-6450120-1
3.950	.200	.250	2.125	1.025	4.000	-	4.300	.425	3P + 40S + 8P	2-6450120-0
1.400	-	-	1.300	.625	1.450	-	1.750	.450	1P + 24S + 1P	1-6450120-6
2.000	.300	.300	1.575	.975	2.050	-	2.350	.475	2P + 20S + 2P	1-6450120-4
1.200	-	-	1.100	.625	1.250	-	1.550	.450	1P + 16S + 1P	1-6450120-3
2.400	.250	.250	1.800	1.125	2.450	-	2.750	.450	3P + 24S + 3P	1-6450120-2
2.675	.200	.200	2.375	1.650	2.725	-	3.025	.450	5P + 24S + 2P	1-6450120-1
4.350	.250	.250	3.500	2.625	4.400	-	4.700	.450	9P + 32S + 4P	1-6450120-0
4.150	.250	.250	2.800	2.125	4.200	-	4.500	.450	7P + 24S + 6P	6450120-9
2.800	.250	.300	2.075	1.375	2.850	-	3.150	.450	4P + 24S + 3ACP	6450120-8
3.050	.300	.250	1.950	1.275	3.100	-	3.400	.475	3ACP + 24S + 5P	6450120-7
7.400	.250	.250	5.050	2.875	7.450	-	7.750	.450	10P + 84S + 10P	6450120-6
4.350	.250	.250	3.000	2.125	4.400	-	4.700	.450	7P + 32S + 6P	6450120-5
3.650	.250	.250	2.550	1.875	3.700	-	4.000	.450	6P + 24S + 5P	6450120-4
2.900	.250	.250	1.800	1.125	2.950	-	3.250	.450	3P + 24S + 5P	6450120-3
1.900	.250	.250	1.550	0.875	1.950	-	2.250	.450	2P + 24S + 2P	6450120-2
5.100	.250	.250	3.250	2.375	5.150	-	5.450	.450	8P + 32S + 8P	6450120-1
U	S	T	R	W	D	M	L	K	DESCRIPTION	PART NUMBER

THIS DRAWING IS A CONTROLLED DOCUMENT FOR TYCO ELECTRONICS CORPORATION. IT IS SUBJECT TO CHANGE. CONTACT YOUR ENGINEERING ORGANIZATION SHOULD BE CONTACTED FOR THE LATEST REVISION.

DIMENSIONS: INCHES

TOLERANCES UNLESS OTHERWISE SPECIFIED:
0 PLC ±-
1 PLC ±-
2 PLC ±.01
3 PLC ±.005
4 PLC ±.0020
ANGLES ±2°

MATERIAL - -
FINISH - -

DWN R GRZYBOWSKI 02FEB05
CHK M PERCHERKE 02FEB05
APVD M PERCHERKE 02FEB05
PRODUCT SPEC 108-1973
APPLICATION SPEC 114-13038
WEIGHT -

Tyco Electronics
Tyco Electronics Corporation
Shanghai,P.R.China,200233

NAME RIGHT ANGLE HEADER W/GUIDES ASSEMBLY MULTI-BEAM XL -

SIZE A1 | CAGE CODE 00779 | DRAWING NO C-6450120 | RESTRICTED TO -

CUSTOMER DRAWING | SCALE 4:1 | SHEET 2 OF 15 | REV H2

THIS DRAWING IS UNPUBLISHED. RELEASED FOR PUBLICATION 20
© COPYRIGHT 20 BY TYCO ELECTRONICS CORPORATION. ALL RIGHTS RESERVED.

LOC	DIST
ES	00

REVISIONS

P	LTR	DESCRIPTION	DATE	DWN	APVD
	-	SEE SHEET 1	-	-	-

PART NUMBER	ROWS
6450120-2	D C B A
2P + 24S + 2P	

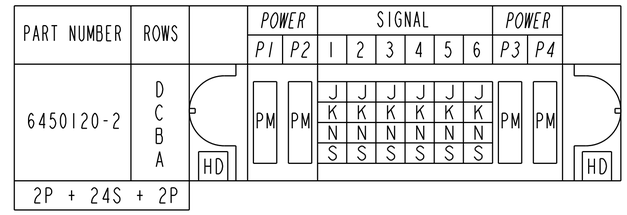

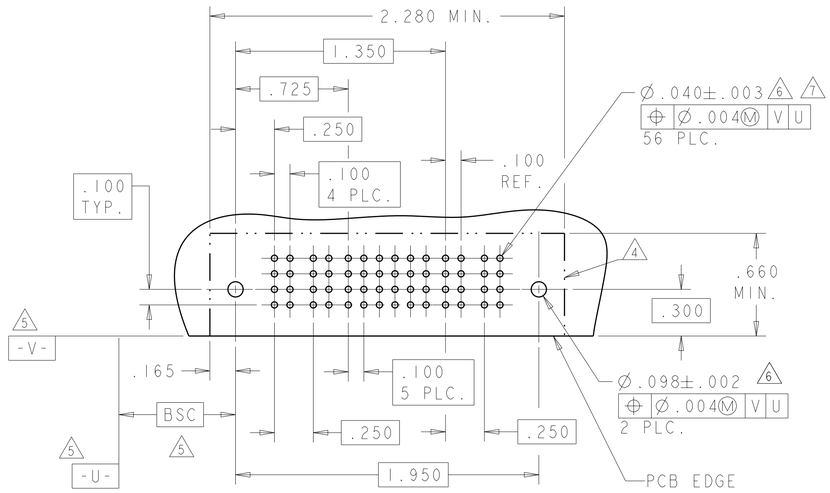

PART NUMBER	ROWS
6450120-3	D C B A
3P + 24S + 5P	

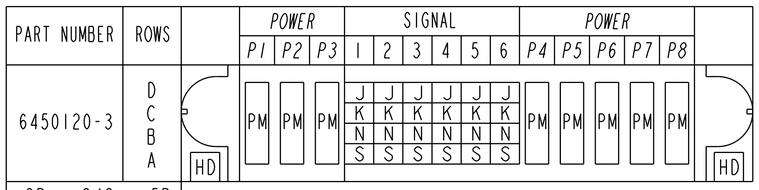

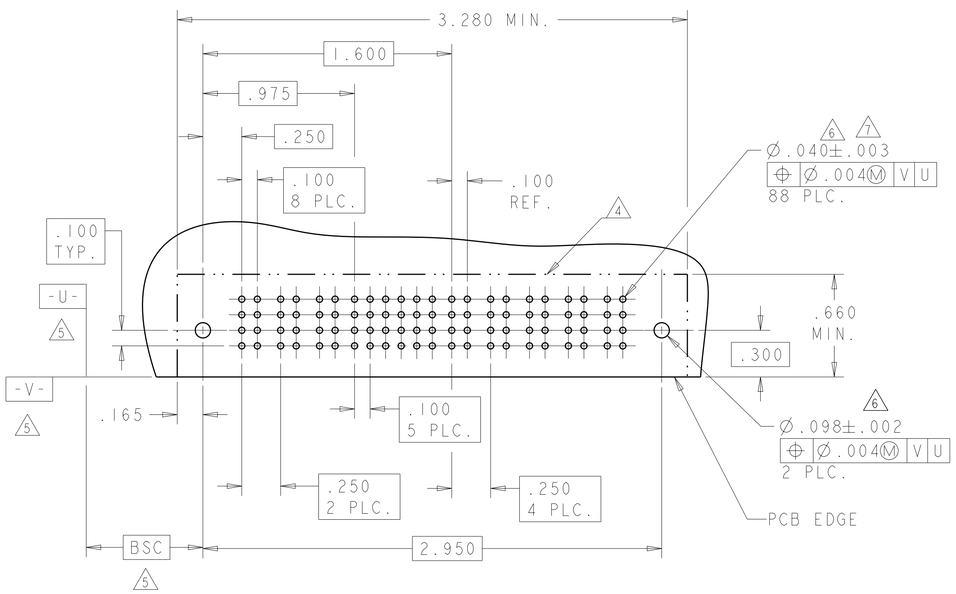

PART NUMBER	ROWS
6450120-4	D C B A
6P + 24S + 5P	

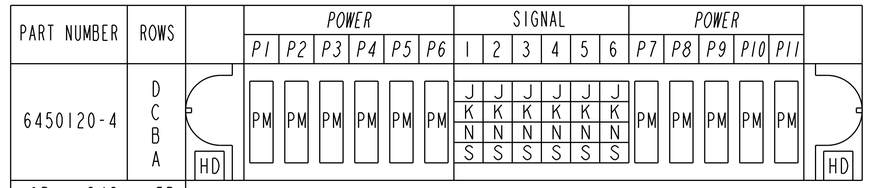

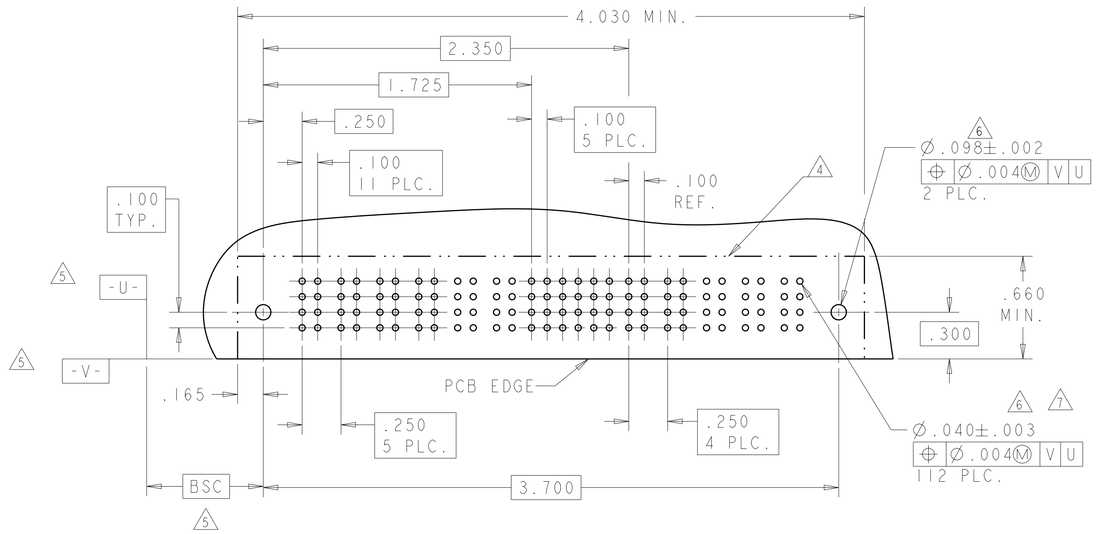

L4	STD	.165	D
L3	STD	.165	B
L2	STD	.165	C
L1	STD	.165	A
Z	STD	.090	D
Y	STD	.090	C
R	STD	.090	B
O	STD	.090	A
F	MLBF	.135	C
G	MLBF	.135	B
J	STD	.135	D
K	STD	.135	C
N	STD	.135	B
S	STD	.135	A
CODE	MATING SEQUENCE	TAIL LENGTH	ROW
SIGNAL CONTACT			

PD	.165
PA	.090
PM	.135
CODE	TAIL LENGTH
POWER CONTACT	

THIS DRAWING IS A CONTROLLED DOCUMENT FOR TYCO ELECTRONICS CORPORATION. IT IS SUBJECT TO CHANGE AND THE CONTROLLING ENGINEERING ORGANIZATION SHOULD BE CONTACTED FOR THE LATEST REVISION.

DIMENSIONS: INCHES

TOLERANCES UNLESS OTHERWISE SPECIFIED:
0 PLC ±-
1 PLC ±-
2 PLC ±.01
3 PLC ±.005
4 PLC ±.0020
ANGLES ±2°

MATERIAL -
FINISH - -

DWN R.GRZYBOWSKI 02FEB05
CHK M.PERCHERKE 02FEB05
APVD M.PERCHERKE 02FEB05

PRODUCT SPEC 108-1973
APPLICATION SPEC 114-13038
WEIGHT -

Tyco Electronics
Tyco Electronics Corporation
Shanghai.P.R.China.200233

NAME RIGHT ANGLE HEADER W/GUIDES ASSEMBLY MULTI-BEAM XL
-

SIZE	CAGE CODE	DRAWING NO	RESTRICTED TO
A1	00779	C-6450120	-

CUSTOMER DRAWING | SCALE 4:1 | SHEET 3 OF 15 | REV H2

THIS DRAWING IS UNPUBLISHED. RELEASED FOR PUBLICATION 20
© COPYRIGHT 20 BY TYCO ELECTRONICS CORPORATION. ALL RIGHTS RESERVED.

LOC	DIST
ES	00

REVISIONS

P	LTR	DESCRIPTION	DATE	DWN	APVD
	-	SEE SHEET 1	-	-	-

PART NUMBER	ROWS
6450120-5	D C B A
7P + 32S + 6P	

POWER							SIGNAL								POWER						
P1	P2	P3	P4	P5	P6	P7	1	2	3	4	5	6	7	8	P8	P9	P10	P11	P12	P13	
PM	PM	PM	PM	PM	PM	PM	J K N S	J K N S	J K N S	J K N S	J K N S	J K N S	J K N S	J K N S	PM	PM	PM	PM	PM	PM	HD

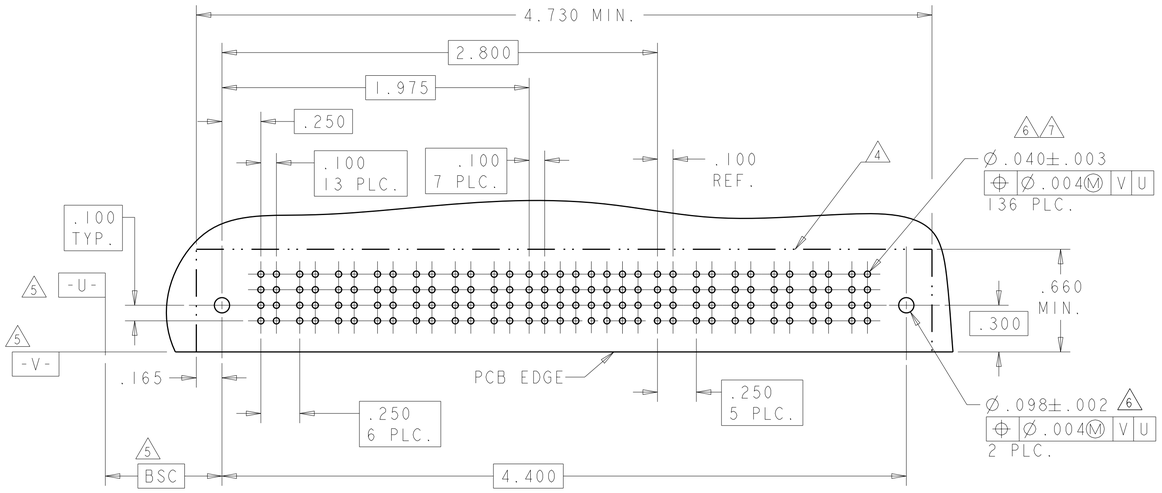

PART NUMBER	ROWS
6450120-7	D C B A
3ACP + 24S + 5P	

POWER			SIGNAL						POWER					
P1	P2	P3	1	2	3	4	5	6	P4	P5	P6	P7	P8	
PM	PM	PM	J K N S	J K N S	J K N S	J K N S	J K N S	J K N S	PM	PM	PM	PM	PM	HD

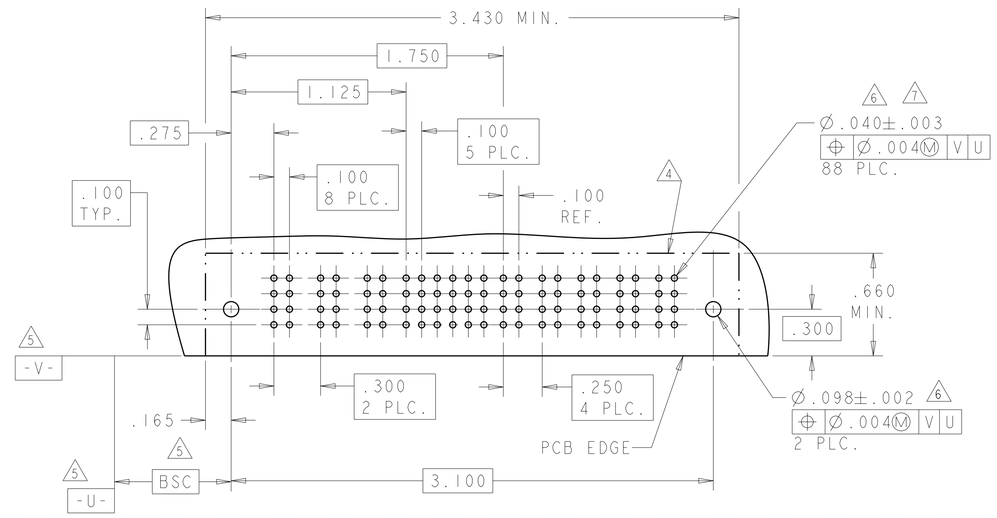

PART NUMBER	ROWS
6450120-6	D C B A
10P + 84S + 10P	

POWER										SIGNAL																						POWER										
P1	P2	P3	P4	P5	P6	P7	P8	P9	P10	1	2	3	4	5	6	7	8	9	10	11	12	13	14	15	16	17	18	19	20	21	P11	P12	P13	P14	P15	P16	P17	P18	P19	P20	
PM	PM	PM	PM	PM	PM	PM	PM	PM	PM	J K N S	J K N S	J K N S	J K N S	J K N S	J K N S	J K N S	J K N S	J K N S	J K N S	J K N S	J K N S	J K N S	J K N S	J K N S	J K N S	J K N S	J K N S	J K N S	J K N S	J K N S	PM	PM	PM	PM	PM	PM	PM	PM	PM	PM	HD

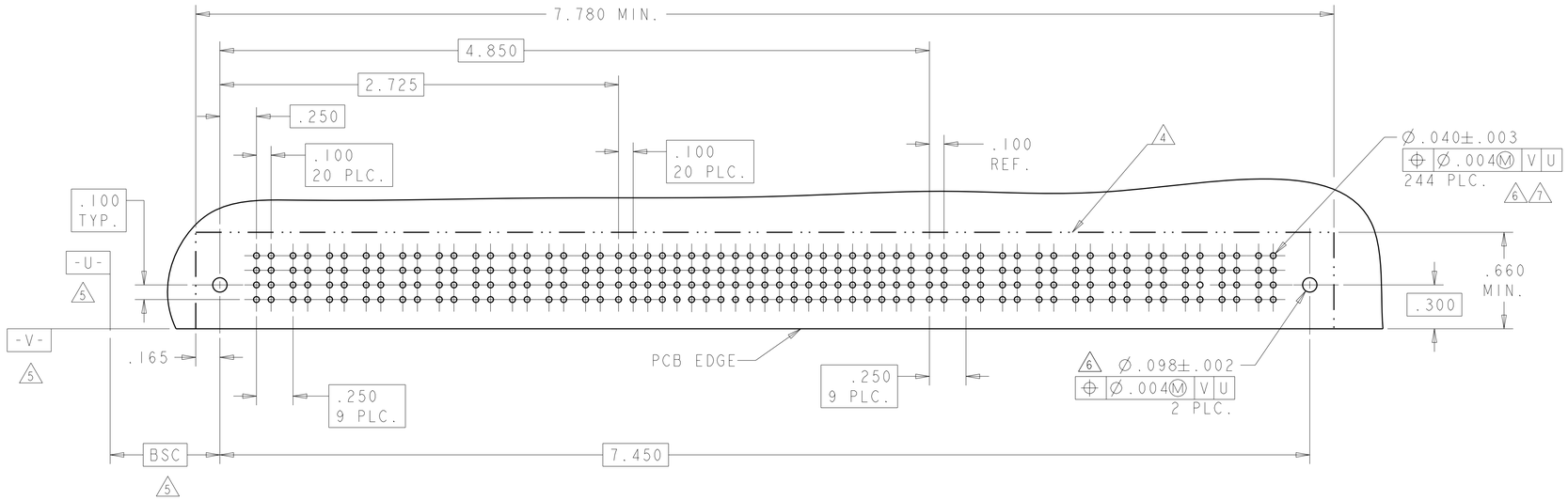

THIS DRAWING IS A CONTROLLED DOCUMENT FOR TYCO ELECTRONICS CORPORATION. IT IS SUBJECT TO CHANGE AND THE CONTROLLING ENGINEERING ORGANIZATION SHOULD BE CONTACTED FOR THE LATEST REVISION.

DWN	R GRZYBOWSKI	02FEB05
CHK	M PERCHERKE	02FEB05
APVD	M PERCHERKE	02FEB05
PRODUCT SPEC	108-1973	
APPLICATION SPEC	114-13038	
WEIGHT	-	

DIMENSIONS: INCHES

TOLERANCES UNLESS OTHERWISE SPECIFIED:
0 PLC ±-
1 PLC ±-
2 PLC ±.01
3 PLC ±.005
4 PLC ±.0020
ANGLES ±2°

MATERIAL - - -
FINISH - -

Tyco Electronics
Tyco Electronics Corporation
Shanghai,P.R.China.200233

NAME RIGHT ANGLE HEADER W/GUIDES ASSEMBLY MULTI-BEAM XL -

SIZE	CAGE CODE	DRAWING NO	RESTRICTED TO
A1	00779	C-6450120	-

CUSTOMER DRAWING | SCALE 4:1 | SHEET 4 OF 15 | REV H2

THIS DRAWING IS UNPUBLISHED. RELEASED FOR PUBLICATION 20
© COPYRIGHT 20 BY TYCO ELECTRONICS CORPORATION. ALL RIGHTS RESERVED.

LOC	DIST
ES	00

REVISIONS

P	LTR	DESCRIPTION	DATE	DWN	APVD
	-	SEE SHEET 1	-	-	-

PART NUMBER	ROWS
6450120-8	D C B A
4P + 24S + 3ACP	

POWER: P1 P2 P3 P4 — SIGNAL: 1 2 3 4 5 6 — POWER: P5 P6 P7

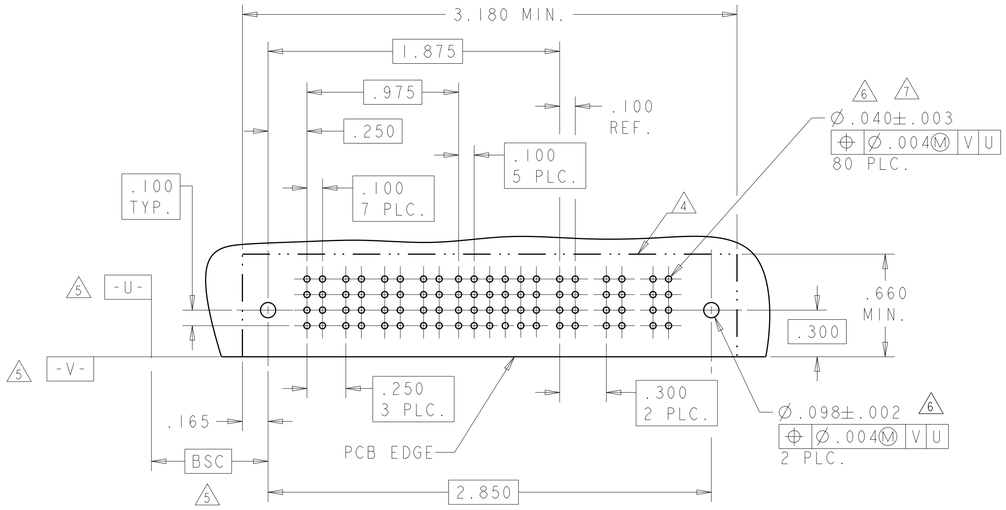

PART NUMBER	ROWS
1-6450120-0	D C B A
9P + 32S + 4P	

POWER: P1 P2 P3 P4 P5 P6 P7 P8 P9 — SIGNAL: 1 2 3 4 5 6 7 8 — POWER: P10 P11 P12 P13

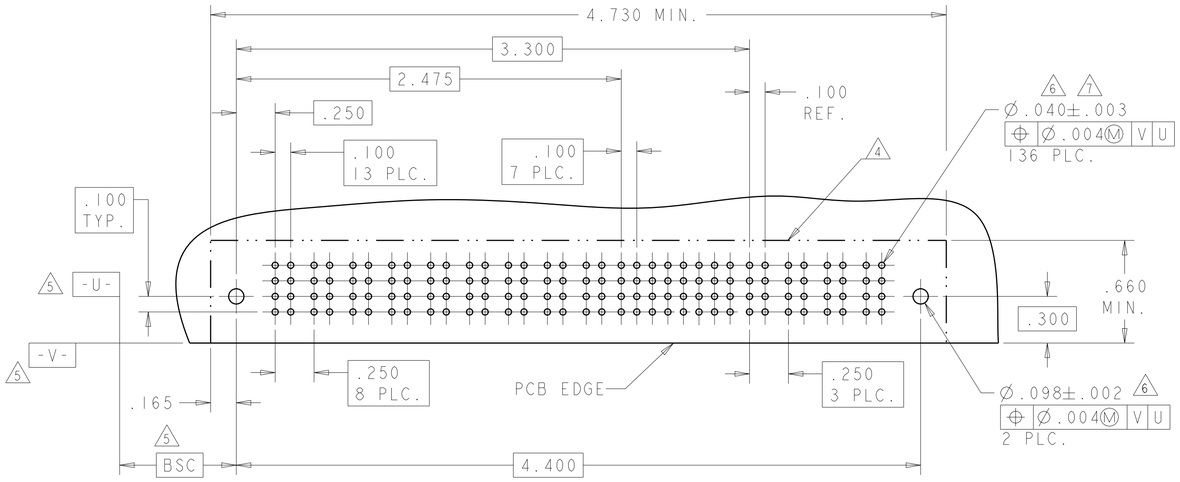

PART NUMBER	ROWS
6450120-9	D C B A
7P + 24S + 6P	

POWER: P1 P2 P3 P4 P5 P6 P7 — SIGNAL: 1 2 3 4 5 6 — POWER: P8 P9 P10 P11 P12 P13

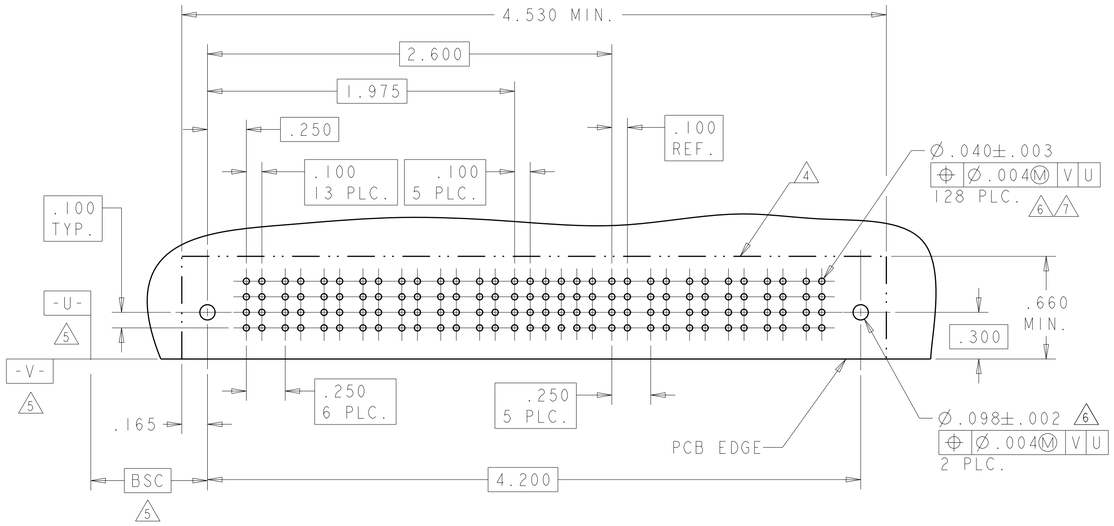

PART NUMBER	ROWS
2-1450120-1	4 3 2 1
3P + 32S + 4P	

POWER: P1 P2 P3 — SIGNAL: 1 2 3 4 5 6 7 8 — POWER: P4 P5 P6 P7

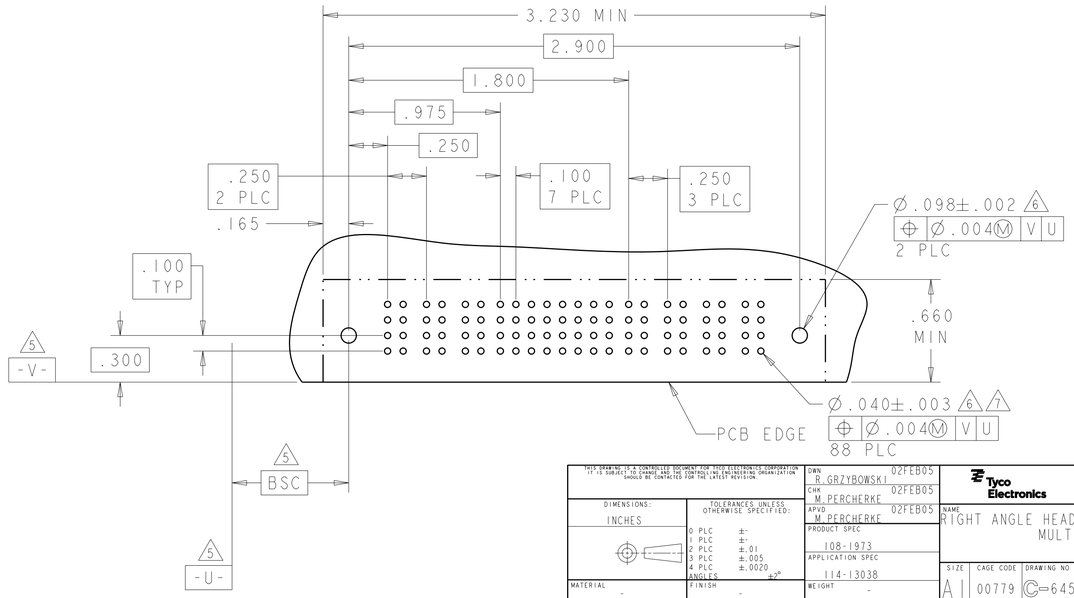

THIS DRAWING IS A CONTROLLED DOCUMENT FOR TYCO ELECTRONICS CORPORATION. IT IS SUBJECT TO CHANGE AND THE CONTROLLING ENGINEERING ORGANIZATION SHOULD BE CONTACTED FOR THE LATEST REVISION.

DWN	R.GRZYBOWSKI	02FEB05
CHK	M.PERCHERKE	02FEB05
APVD	M.PERCHERKE	02FEB05

Tyco Electronics — Tyco Electronics Corporation, Shanghai,P.R.China,200233

DIMENSIONS: INCHES

TOLERANCES UNLESS OTHERWISE SPECIFIED:
0 PLC ±-
1 PLC ±-
2 PLC ±.01
3 PLC ±.005
4 PLC ±.0020
ANGLES ±2°

MATERIAL - -
FINISH - -

PRODUCT SPEC 108-1973
APPLICATION SPEC 114-13038
WEIGHT -

NAME: RIGHT ANGLE HEADER W/GUIDES ASSEMBLY MULTI-BEAM XL

SIZE	CAGE CODE	DRAWING NO	RESTRICTED TO
A1	00779	C-6450120	-

CUSTOMER DRAWING — SCALE 4:1 — SHEET 5 OF 15 — REV H2

THIS DRAWING IS UNPUBLISHED. RELEASED FOR PUBLICATION 20
© COPYRIGHT 20 BY TYCO ELECTRONICS CORPORATION. ALL RIGHTS RESERVED.

LOC	DIST
ES	00

REVISIONS

P	LTR	DESCRIPTION	DATE	DWN	APVD
	-	SEE SHEET 1	-	-	-

PART NUMBER	ROWS	POWER					SIGNAL						POWER	
		P1	P2	P3	P4	P5	1	2	3	4	5	6	P6	P7
1-6450120-1	D C B A	PM	PM	PM	PM		J K N S	J K N S	J K N S	J K N S	J K N S	J K N S	PM	PM
5P + 24S + 2P		HD												HD

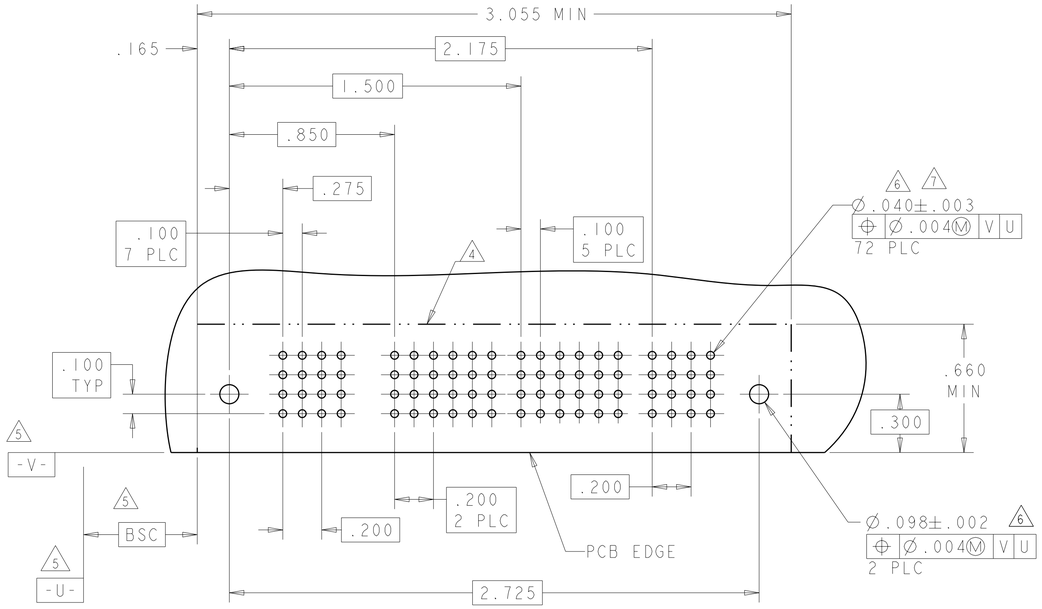

PART NUMBER	ROWS	POWER	SIGNAL				POWER	
		P1	1	2	3	4	P2	
1-6450120-3	D C B A	PM	J K N S	J K N S	J K N S	J K N S	PM	
1P + 16S + 1P		HD						HD

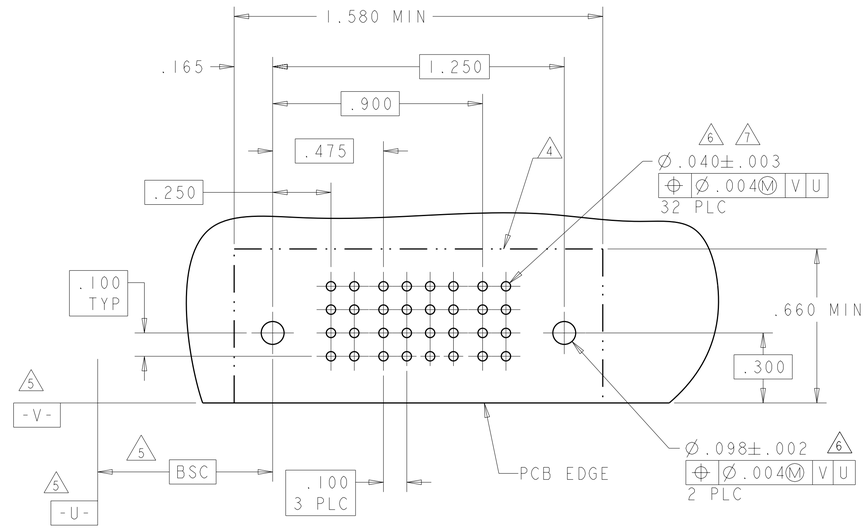

PART NUMBER	ROWS	POWER		SIGNAL					POWER	
		P1	P2	1	2	3	4	5	P3	P4
1-6450120-2	D C B A	PM	PM	PM	J K N S	J K N S	J K N S	J K N S	PM	PM	PM
3P + 24S + 3P		HD								HD

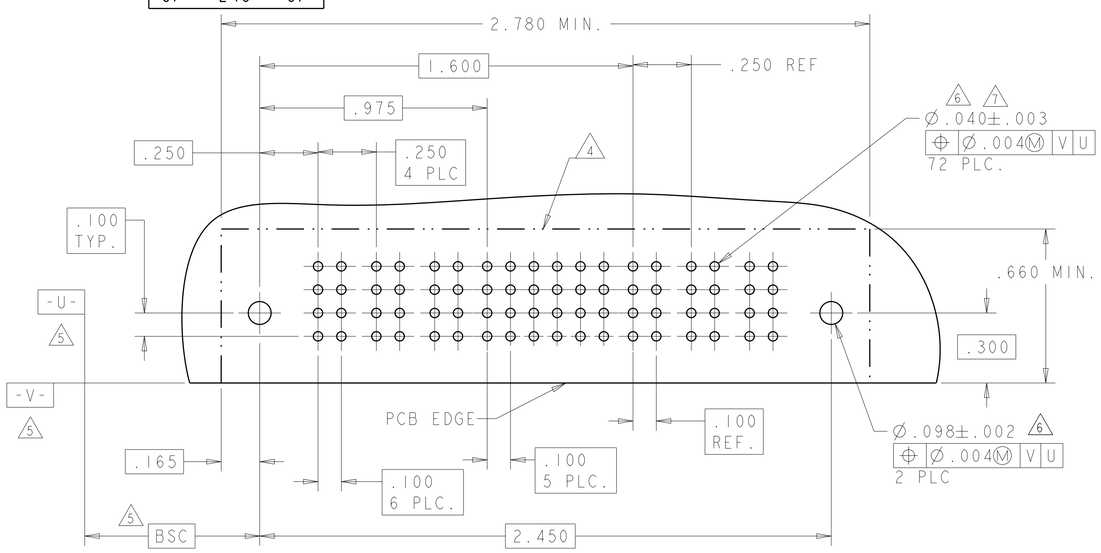

PART NUMBER	ROWS	POWER		SIGNAL					POWER		
		P1	P2	1	2	3	4	5	P3	P4	
1-6450120-4	D C B A	PM	PM	J K N S	J K N S	J K N S	J K N S	J K N S	PM	PM	
2P + 20S + 2P											

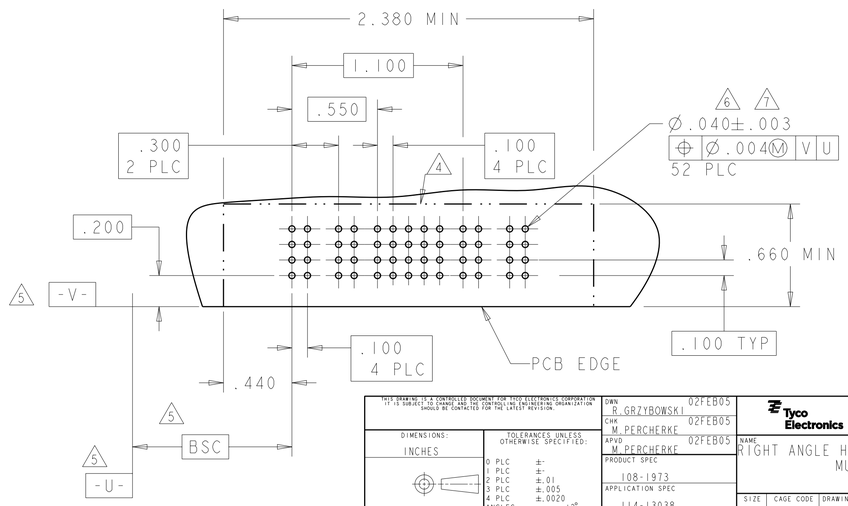

THIS DRAWING IS A CONTROLLED DOCUMENT FOR TYCO ELECTRONICS CORPORATION. IT IS SUBJECT TO CHANGE AND THE CONTROLLING ENGINEERING ORGANIZATION SHOULD BE CONTACTED FOR THE LATEST REVISION.

DIMENSIONS: INCHES

TOLERANCES UNLESS OTHERWISE SPECIFIED:
0 PLC ±-
1 PLC ±-
2 PLC ±.01
3 PLC ±.005
4 PLC ±.0020
ANGLES ±2°

MATERIAL -
FINISH -

DWN	R.GRZYBOWSKI	02FEB05
CHK	M.PERCHERKE	02FEB05
APVD	M.PERCHERKE	02FEB05
PRODUCT SPEC	108-1973	
APPLICATION SPEC	114-13038	
WEIGHT	-	

Tyco Electronics

Tyco Electronics Corporation
Shanghai,P.R.China,200233

NAME
RIGHT ANGLE HEADER W/GUIDES ASSEMBLY
MULTI-BEAM XL
-

SIZE	CAGE CODE	DRAWING NO	RESTRICTED TO
A1	00779	C-6450120	-

CUSTOMER DRAWING

SCALE	SHEET	OF	REV
4:1	6	15	H2

THIS DRAWING IS UNPUBLISHED. RELEASED FOR PUBLICATION 20
© COPYRIGHT 20 BY TYCO ELECTRONICS CORPORATION. ALL RIGHTS RESERVED.

LOC	DIST
ES	00

REVISIONS

P	LTR	DESCRIPTION	DATE	DWN	APVD
	-	SEE SHEET 1	-	-	-

PART NUMBER	ROWS
1-6450120-6	D C B A
1P + 24S + 1P	

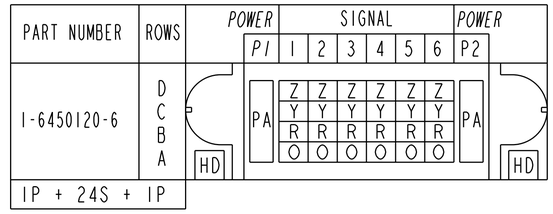

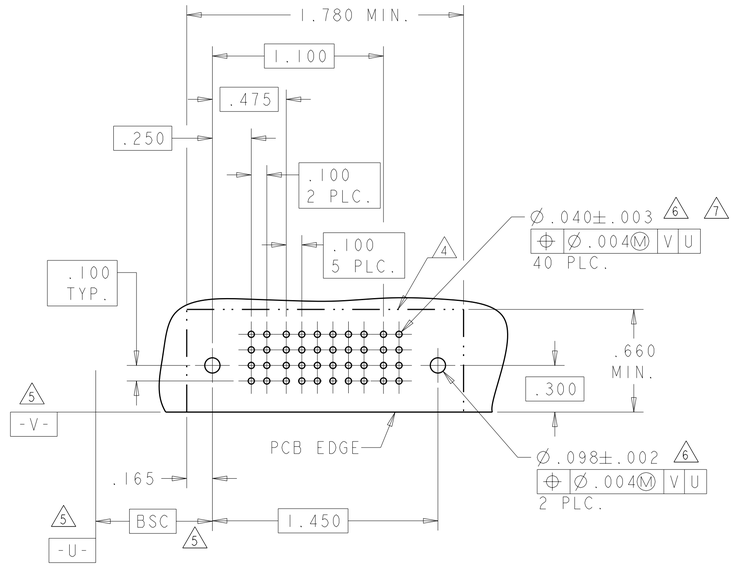

PART NUMBER	ROWS
2-6450120-2	D C B A
2ACP + 24S + 12P	

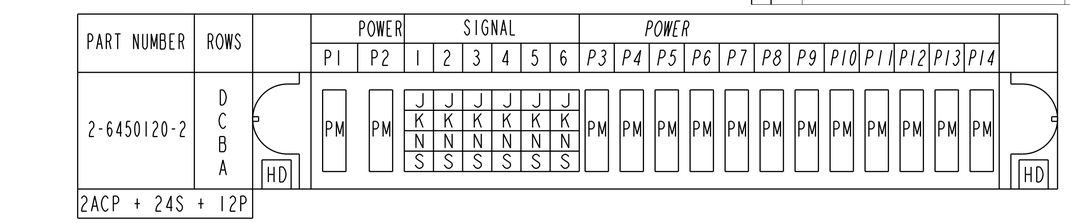

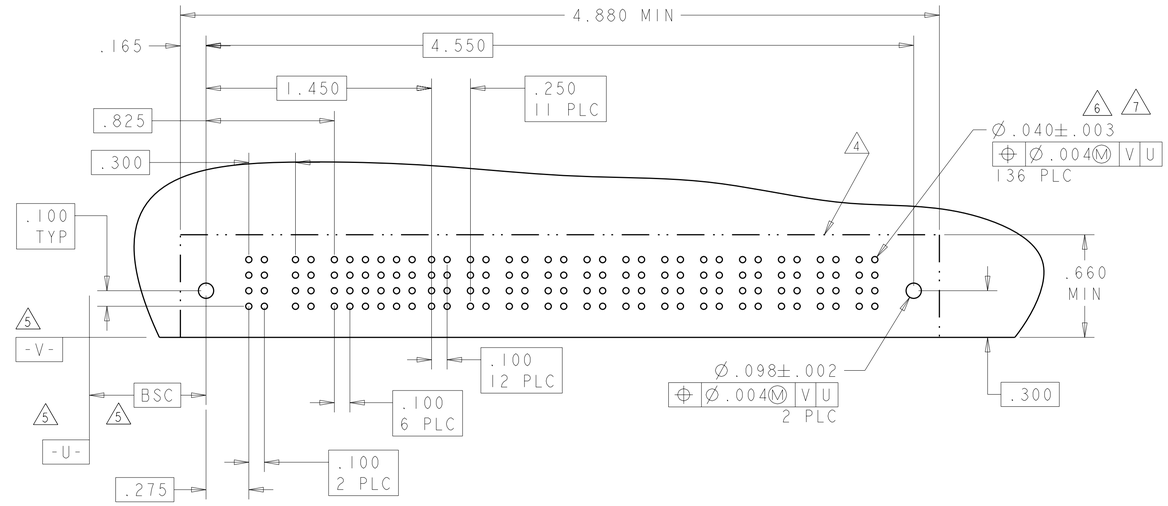

PART NUMBER	ROWS
2-6450120-0	D C B A
3P + 40S + 8P	

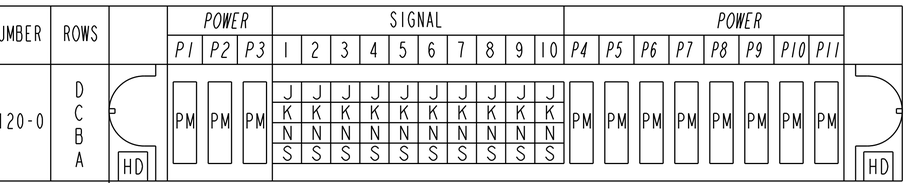

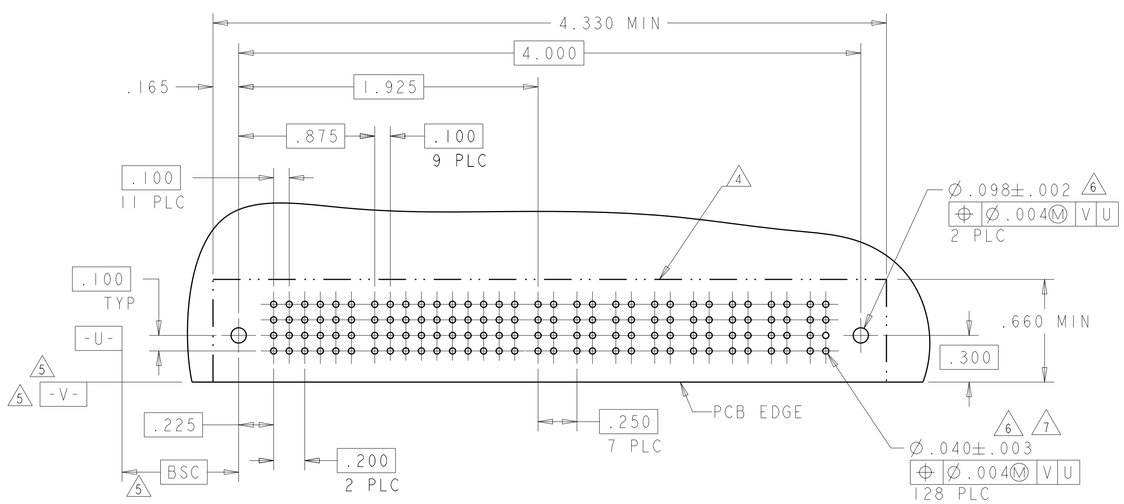

PART NUMBER	ROWS
2-6450120-3	D C B A
2P + 48S + 2P	

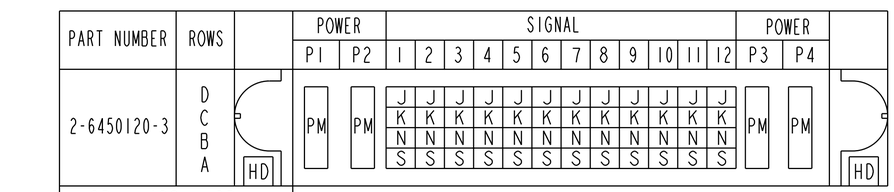

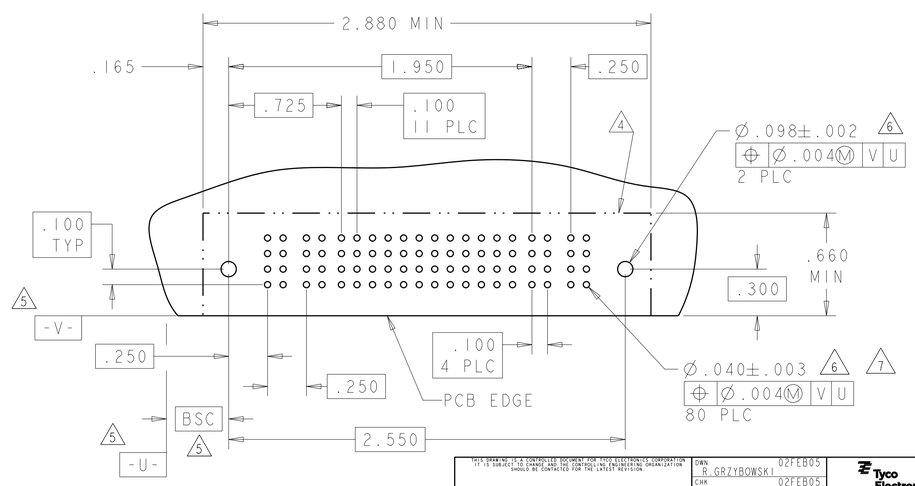

THIS DRAWING IS A CONTROLLED DOCUMENT FOR TYCO ELECTRONICS CORPORATION. IT IS SUBJECT TO CHANGE AND THE CONTROLLING ENGINEERING ORGANIZATION SHOULD BE CONTACTED FOR THE LATEST REVISION.

DIMENSIONS: INCHES

TOLERANCES UNLESS OTHERWISE SPECIFIED:
0 PLC ±-
1 PLC ±-
2 PLC ±.01
3 PLC ±.005
4 PLC ±.0020
ANGLES ±2°

MATERIAL - -
FINISH - -

DWN	R.GRZYBOWSKI	02FEB05
CHK	M.PERCHERKE	02FEB05
APVD	M.PERCHERKE	02FEB05
PRODUCT SPEC	108-1973	
APPLICATION SPEC	114-13038	
WEIGHT	-	

Tyco Electronics

Tyco Electronics Corporation
Shanghai,P.R.China,200233

NAME
RIGHT ANGLE HEADER W/GUIDES ASSEMBLY
MULTI-BEAM XL
-

SIZE	CAGE CODE	DRAWING NO	RESTRICTED TO
A1	00779	C-6450120	-

CUSTOMER DRAWING

SCALE	SHEET	OF	REV
4:1	7	15	H2

THIS DRAWING IS UNPUBLISHED. RELEASED FOR PUBLICATION 20
© COPYRIGHT 20 BY TYCO ELECTRONICS CORPORATION. ALL RIGHTS RESERVED.

LOC	DIST
ES	00

REVISIONS

P	LTR	DESCRIPTION	DATE	DWN	APVD
	-	SEE SHEET 1	-	-	-

PART NUMBER	ROWS	POWER					SIGNAL								POWER				
		P1	P2	P3	P4	P5	1	2	3	4	5	6	7	8	P6	P7	P8	P9	P10
2-6450120-4	D C B A	PM	PM	PM	PM	PM	J K N S	J K N S	J K N S	J K N S	J K N S	J K N S	J K N S	J K N S	PM	PM	PM	PM	PM
5P + 32S + 5P																			

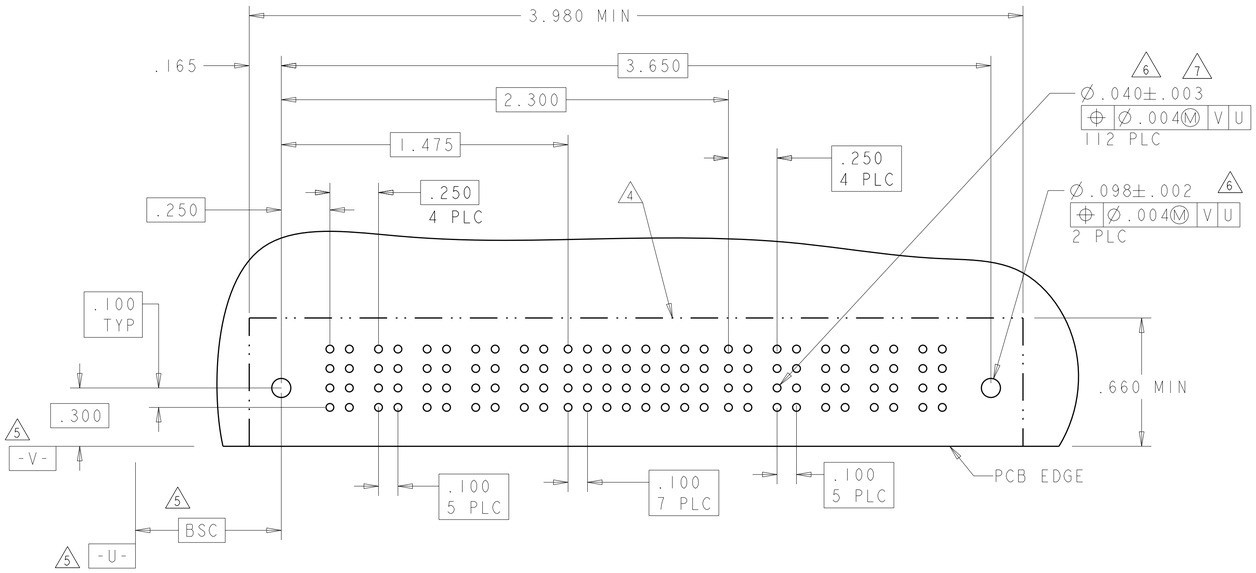

PART NUMBER	ROWS	AC POWER				SIGNAL						POWER												
		P1	P2	P3	P4	1	2	3	4	5	6	P5	P6	P7	P8	P9	P10	P11	P12	P13	P14	P15	P16	
2-6450120-6	D C B A	PM	PM	PM	PM	J K N S	J K N S	J K N S	J K N S	J K N S	J K N S	PM	PM	PM	PM	PM	PM	PM	PM	PM	PM	PM	PM	
4ACP + 24S + 12P																								

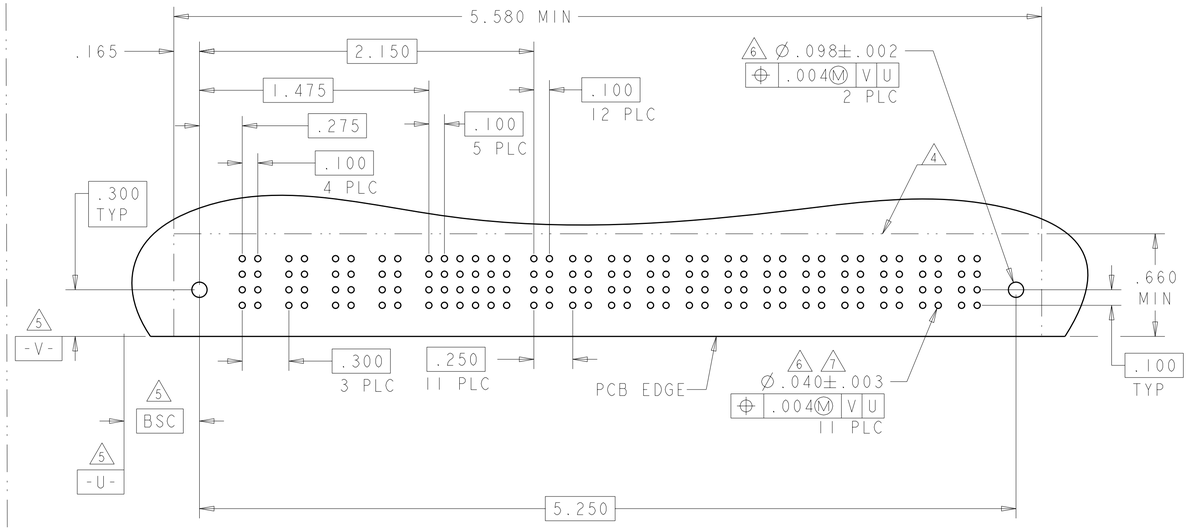

PART NUMBER	ROWS	POWER								SIGNAL			POWER					
		P1	P2	P3	P4	P5	P6	P7	P8	1	2	3	P9	P10	P11			
3-6450120-3	D C B A	PM	PM	PM	PM	PM	PM	PM	PM	J K N S	J K N S	J K N S	PM	PM	PM			
8P + 12S + 3ACP																		

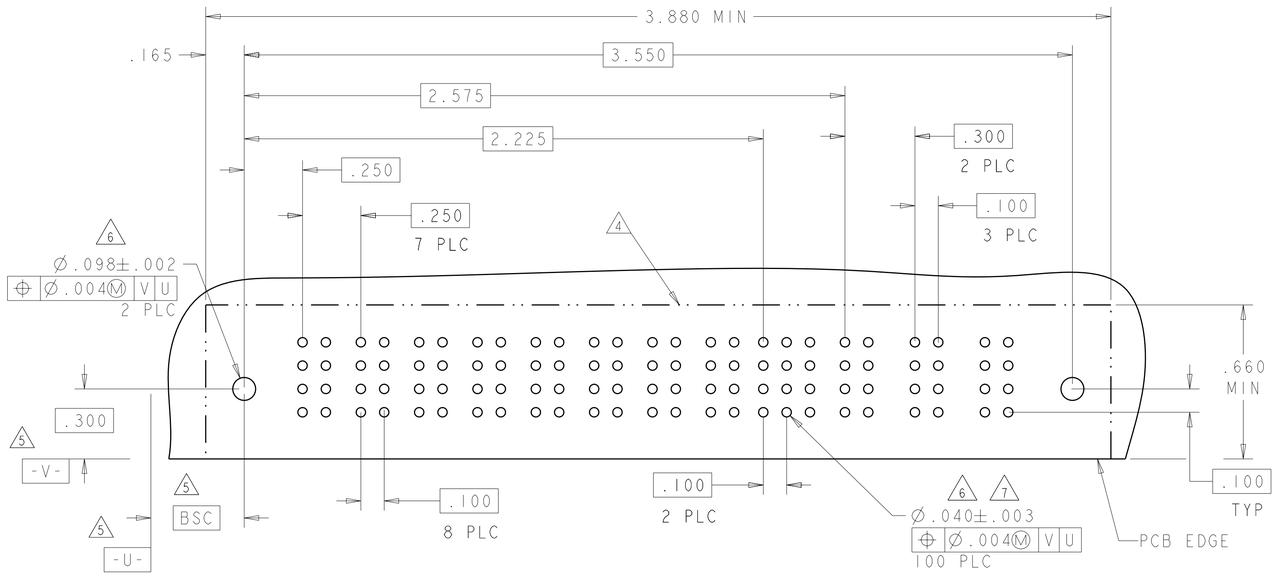

PART NUMBER	ROWS	POWER						SIGNAL						POWER					
		P1	P2	P3	P4	P5	P6	1	2	3	4	5	6	P7	P8	P9	P10	P11	P12
2-6450120-7	D C B A	PM	PM	PM	PM	PM	PM	J K N S	J K N S	J K N S	J K N S	J K N S	J K N S	PM	PM	PM	PM	PM	PM
6P + 24S + 6P																			

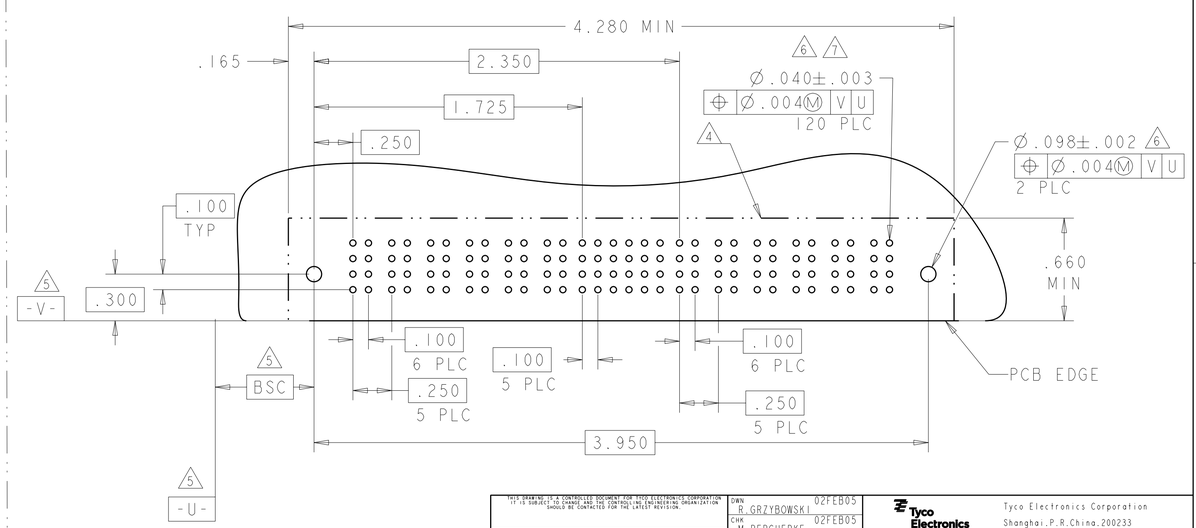

THIS DRAWING IS A CONTROLLED DOCUMENT FOR TYCO ELECTRONICS CORPORATION. IT IS SUBJECT TO CHANGE AND THE CONTROLLING ENGINEERING ORGANIZATION SHOULD BE CONTACTED FOR THE LATEST REVISION.

DIMENSIONS: INCHES

TOLERANCES UNLESS OTHERWISE SPECIFIED:
0 PLC ±-
1 PLC ±-
2 PLC ±.01
3 PLC ±.005
4 PLC ±.0020
ANGLES ±2°

MATERIAL -
FINISH -

DWN	R.GRZYBOWSKI	02FEB05
CHK	M.PERCHERKE	02FEB05
APVD	M.PERCHERKE	02FEB05

PRODUCT SPEC 108-1973
APPLICATION SPEC 114-13038
WEIGHT -

Tyco Electronics
Tyco Electronics Corporation
Shanghai,P.R.China,200233

NAME RIGHT ANGLE HEADER W/GUIDES ASSEMBLY MULTI-BEAM XL
-

SIZE	CAGE CODE	DRAWING NO	RESTRICTED TO
A1	00779	C-6450120	-

CUSTOMER DRAWING | SCALE 4:1 | SHEET 8 OF 15 | REV H2

THIS DRAWING IS UNPUBLISHED. RELEASED FOR PUBLICATION 20
© COPYRIGHT 20 BY TYCO ELECTRONICS CORPORATION. ALL RIGHTS RESERVED.

LOC	DIST
ES	00

REVISIONS

P	LTR	DESCRIPTION	DATE	DWN	APVD
	-	SEE SHEET 1	-	-	-

PART NUMBER	ROWS	POWER							SIGNAL								POWER							
		P1	P2	P3	P4	P5	P6	P7	1	2	3	4	5	6	7	8	P8	P9	P10	P11	P12	P13	P14	
3-6450120-0	D C B A	PM	PM	PM	PM	PM	PM	PM	J K N S	J K N S	J K N S	J K N S	J K N S	J K N S	J K N S	J K N S	PM	PM	PM	PM	PM	PM	PM	HD
7HDP + 32S + 7HDP																								

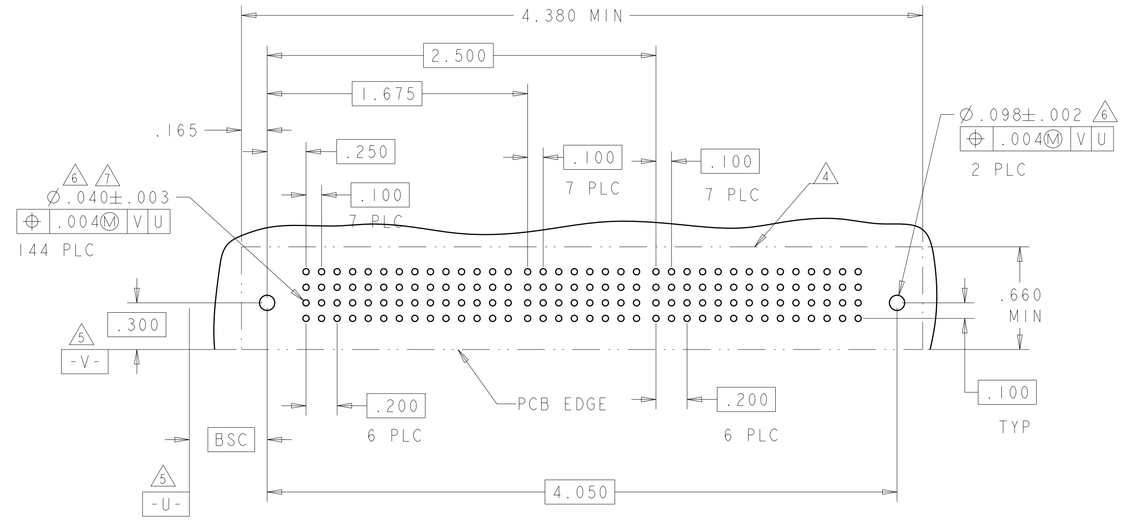

PART NUMBER	ROWS	POWER		SIGNAL																									POWER		
		P1	P2	1	2	3	4	5	6	7	8	9	10	11	12	13	14	15	16	17	18	19	20	21	22	23	24	25	P3	P4	
3-6450120-6	D C B A	PM	PM	J K N S	J K N S	J K N S	J K N S	J K N S	J K N S	J K N S	J K N S	J K N S	J K N S	J K N S	J K N S	J K N S	J K N S	J K N S	J K N S	J K N S	J K N S	J K N S	J K N S	J K N S	J K N S	J K N S	J K N S	J K N S	PM	PM	HD
2P + 100S + 2P																															

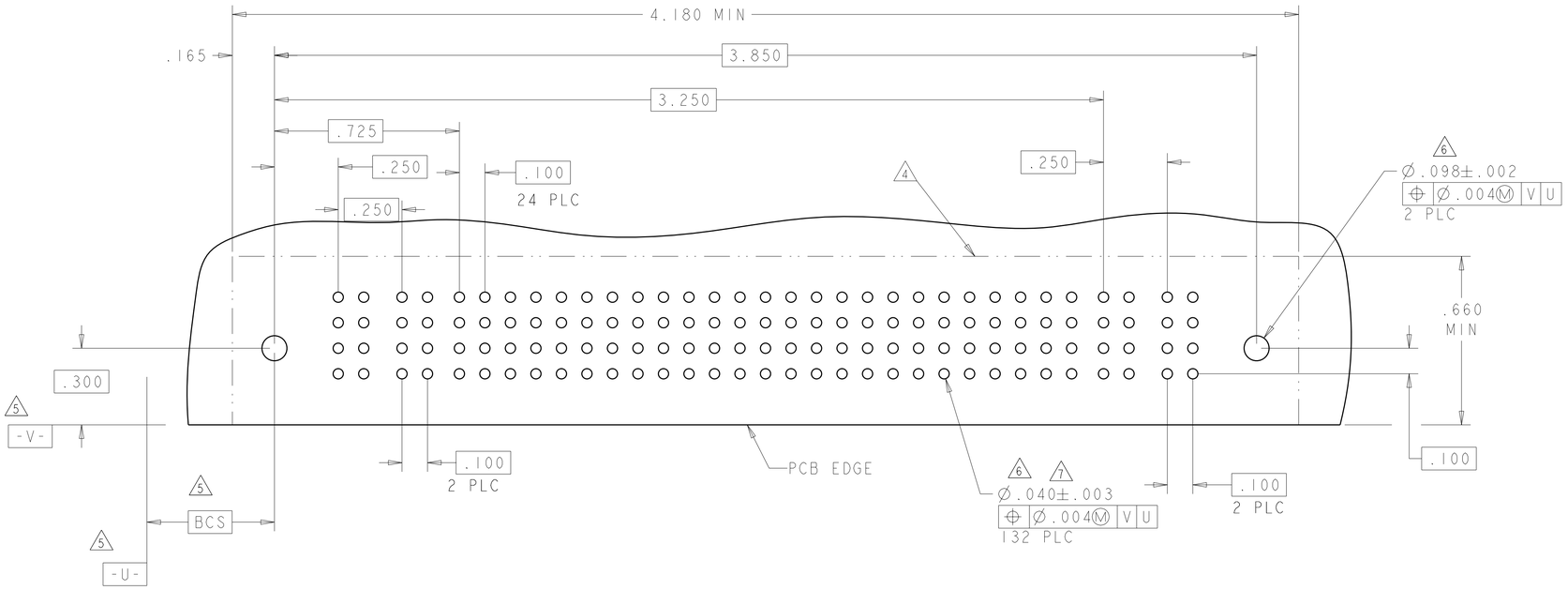

THIS DRAWING IS A CONTROLLED DOCUMENT FOR TYCO ELECTRONICS CORPORATION. IT IS SUBJECT TO CHANGE AND THE CONTROLLING ENGINEERING ORGANIZATION SHOULD BE CONTACTED FOR THE LATEST REVISION.

DIMENSIONS: INCHES

TOLERANCES UNLESS OTHERWISE SPECIFIED:
0 PLC ±-
1 PLC ±-
2 PLC ±.01
3 PLC ±.005
4 PLC ±.0020
ANGLES ±2°

MATERIAL - -
FINISH - -

DWN	R.GRZYBOWSKI	02FEB05
CHK	M.PERCHERKE	02FEB05
APVD	M.PERCHERKE	02FEB05

PRODUCT SPEC 108-1973
APPLICATION SPEC 114-13038
WEIGHT -

Tyco Electronics
Tyco Electronics Corporation
Shanghai,P.R.China,200233

NAME RIGHT ANGLE HEADER W/GUIDES ASSEMBLY MULTI-BEAM XL
-

SIZE	CAGE CODE	DRAWING NO	RESTRICTED TO
A1	00779	C-6450120	-

CUSTOMER DRAWING

SCALE	SHEET	OF	REV
4:1	9	15	H2

THIS DRAWING IS UNPUBLISHED. RELEASED FOR PUBLICATION 20
© COPYRIGHT 20 BY TYCO ELECTRONICS CORPORATION. ALL RIGHTS RESERVED.

LOC	DIST
ES	00

REVISIONS

P	LTR	DESCRIPTION	DATE	DWN	APVD
	-	SEE SHEET 1	-	-	-

PART NUMBER	ROWS
4-6450120-0	D C B A
4ACP + 24S + 8P	

POWER				SIGNAL						POWER							
P1	P2	P3	P4	1	2	3	4	5	6	P5	P6	P7	P8	P9	P10	P11	P12
PM	PM	PM	PM	J K N S	J K N S	J K N S	J K N S	J K N S	J K N S	PM	PM	PM	PM	PM	PM	PM	PM

HD HD

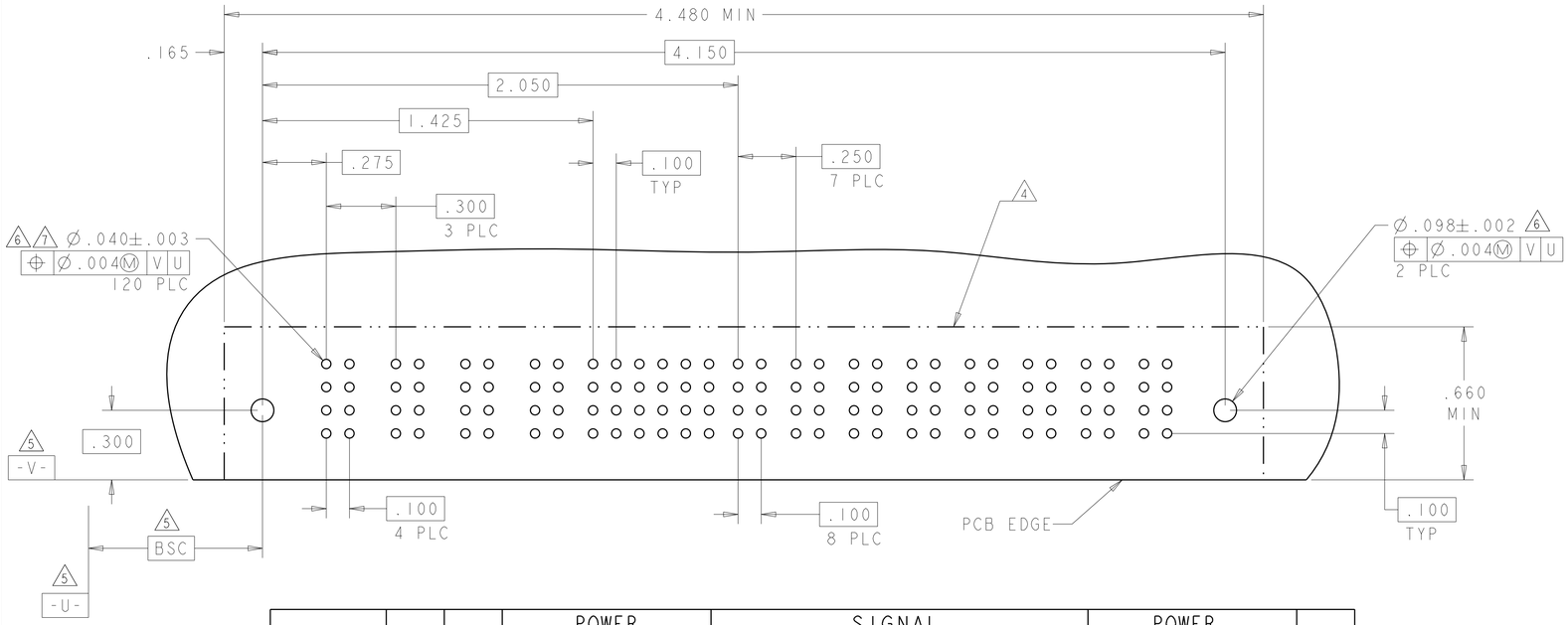

PART NUMBER	ROWS
3-6450120-5	D C B A
6P + 52S + 6P	

POWER						SIGNAL													POWER					
P1	P2	P3	P4	P5	P6	1	2	3	4	5	6	7	8	9	10	11	12	13	P7	P8	P9	P10	P11	P12
PM	PM	PM	PM	PM	PM	J K N S	J K N S	J K N S	J K N S	J K N S	J K N S	J K N S	J K N S	J K N S	J K N S	J K N S	J K N S	J K N S	PM	PM	PM	PM	PM	PM

HD HD

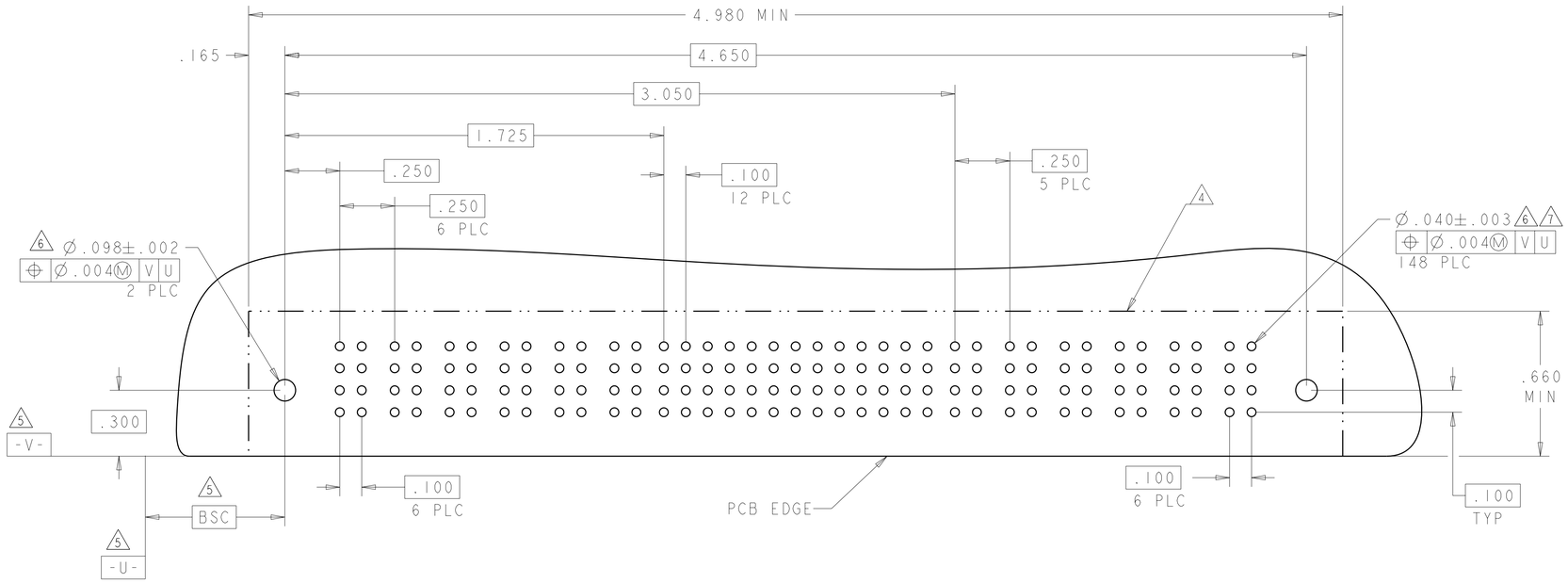

THIS DRAWING IS A CONTROLLED DOCUMENT FOR TYCO ELECTRONICS CORPORATION. IT IS SUBJECT TO CHANGE AND THE CONTROLLING ENGINEERING ORGANIZATION SHOULD BE CONTACTED FOR THE LATEST REVISION.

DIMENSIONS: INCHES

TOLERANCES UNLESS OTHERWISE SPECIFIED:
0 PLC ±-
1 PLC ±-
2 PLC ±.01
3 PLC ±.005
4 PLC ±.0020
ANGLES ±2°

MATERIAL - -
FINISH - -

DWN R.GRZYBOWSKI 02FEB05
CHK M.PERCHERKE 02FEB05
APVD M.PERCHERKE 02FEB05
PRODUCT SPEC 108-1973
APPLICATION SPEC 114-13038
WEIGHT -

Tyco Electronics
Tyco Electronics Corporation
Shanghai,P.R.China,200233

NAME RIGHT ANGLE HEADER W/GUIDES ASSEMBLY MULTI-BEAM XL -

SIZE	CAGE CODE	DRAWING NO	RESTRICTED TO
A1	00779	C-6450120	-

CUSTOMER DRAWING SCALE 4:1 SHEET 10 OF 15 REV H2

THIS DRAWING IS UNPUBLISHED. RELEASED FOR PUBLICATION 20
© COPYRIGHT 20 BY TYCO ELECTRONICS CORPORATION. ALL RIGHTS RESERVED.

LOC	DIST
ES	00

REVISIONS

P	LTR	DESCRIPTION	DATE	DWN	APVD
	-	SEE SHEET 1	-	-	-

PART NUMBER	ROWS	POWER	SIGNAL	POWER
3-6450120-4	D C B A	P1 P2 P3 P4 P5 P6 P7	1 2 3 4 5 6 7 8 9 10 11 12	P8 P9 P10 P11 P12 P13 P14
7P + 48S + 7P		PM PM PM PM PM PM PM	J K N S	PM PM PM PM PM PM PM

HD HD

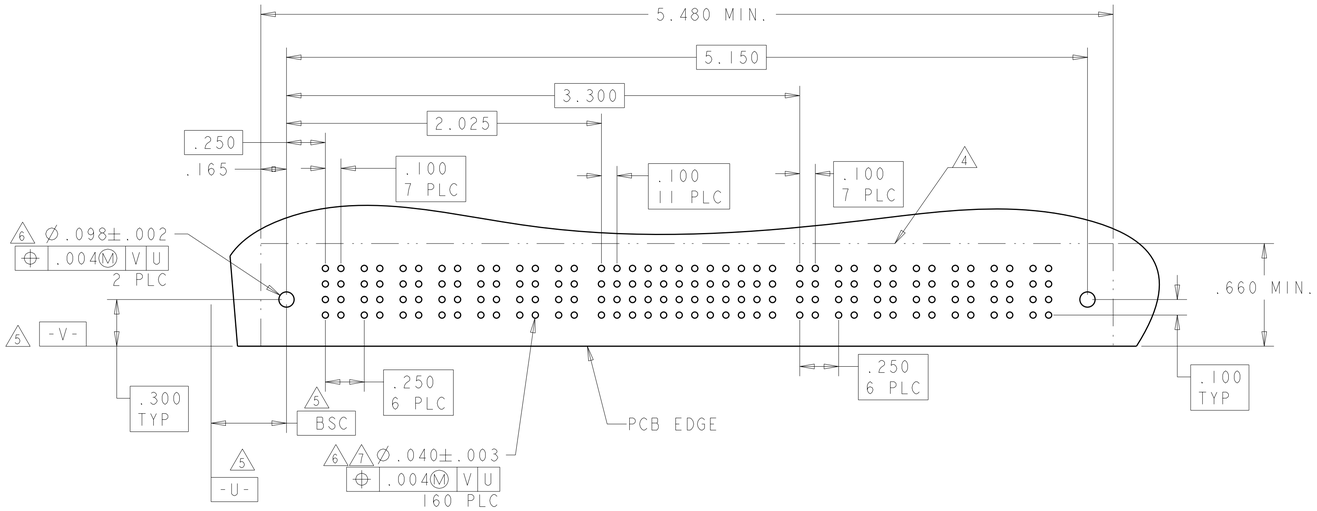

PART NUMBER	ROWS	POWER	SIGNAL	POWER
4-6450120-2	D C B A	P1 P2 P3 P4 P5 P6 P7 P8	1 2 3 4 5 6	P9 P10 P11 P12
8P + 24S + 1M + 4ACP		PM PM PM PM PM PM PM PM	J K N S	PM PM PM PM

HD

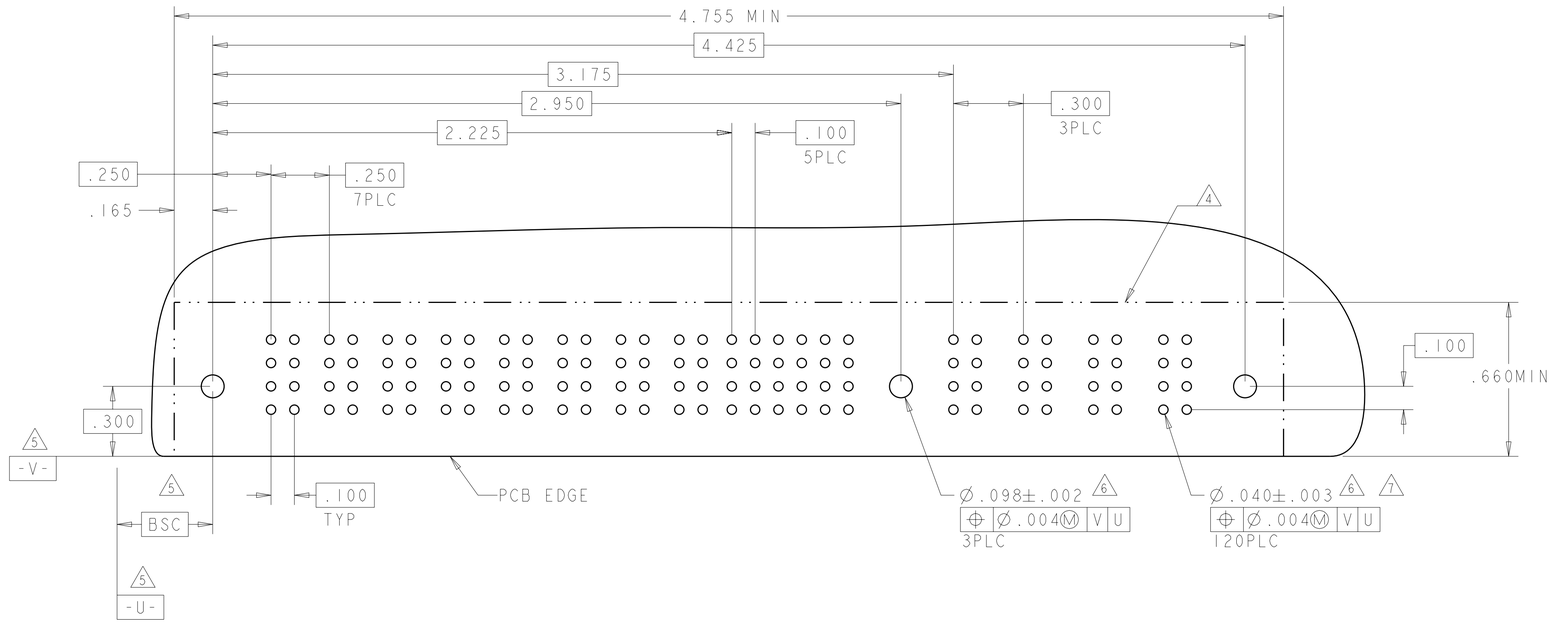

THIS DRAWING IS A CONTROLLED DOCUMENT FOR TYCO ELECTRONICS CORPORATION. IT IS SUBJECT TO CHANGE AND THE CONTROLLING ENGINEERING ORGANIZATION SHOULD BE CONTACTED FOR THE LATEST REVISION.

DWN	R.GRZYBOWSKI	02FEB05
CHK	M.PERCHERKE	02FEB05
APVD	M.PERCHERKE	02FEB05
PRODUCT SPEC	108-1973	
APPLICATION SPEC	114-13038	
WEIGHT	-	

Tyco Electronics — Tyco Electronics Corporation, Shanghai,P.R.China.200233

DIMENSIONS: INCHES

TOLERANCES UNLESS OTHERWISE SPECIFIED:
0 PLC ±-
1 PLC ±-
2 PLC ±.01
3 PLC ±.005
4 PLC ±.0020
ANGLES ±2°

MATERIAL - -
FINISH - -

NAME: RIGHT ANGLE HEADER W/GUIDES ASSEMBLY MULTI-BEAM XL -

SIZE	CAGE CODE	DRAWING NO	RESTRICTED TO
A1	00779	C-6450120	-

CUSTOMER DRAWING | SCALE 4:1 | SHEET 11 OF 15 | REV H2

THIS DRAWING IS UNPUBLISHED. RELEASED FOR PUBLICATION 20
© COPYRIGHT 20 BY TYCO ELECTRONICS CORPORATION. ALL RIGHTS RESERVED.

LOC	DIST
ES	00

REVISIONS

P	LTR	DESCRIPTION	DATE	DWN	APVD
	-	SEE SHEET 1	-	-	-

PART NUMBER	ROWS
4-6450120-3	D C B A
4ACP + 16S + 4P	

POWER				SIGNAL				POWER			
P1	P2	P3	P4	1	2	3	4	P5	P6	P7	P8
PM	PM	PM	PM	J K N S	J K N S	J K N S	J K N S	PM	PM	PM	PM

HD HD

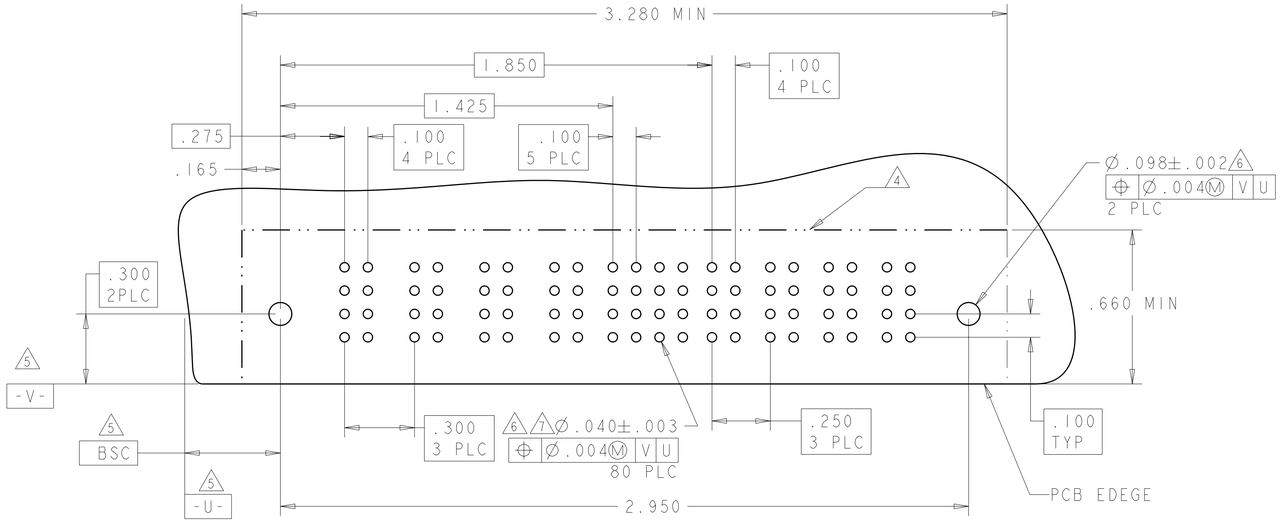

PART NUMBER	ROWS
4-6450120-4	D C B A
8P + 24S + 4ACP	

POWER								SIGNAL						POWER			
P1	P2	P3	P4	P5	P6	P7	P8	1	2	3	4	5	6	P9	P10	P11	P12
PM	PM	PM	PM	PM	PM	PM	PM	J K N S	J K N S	J K N S	J K N S	J K N S	J K N S	PM	PM	PM	PM

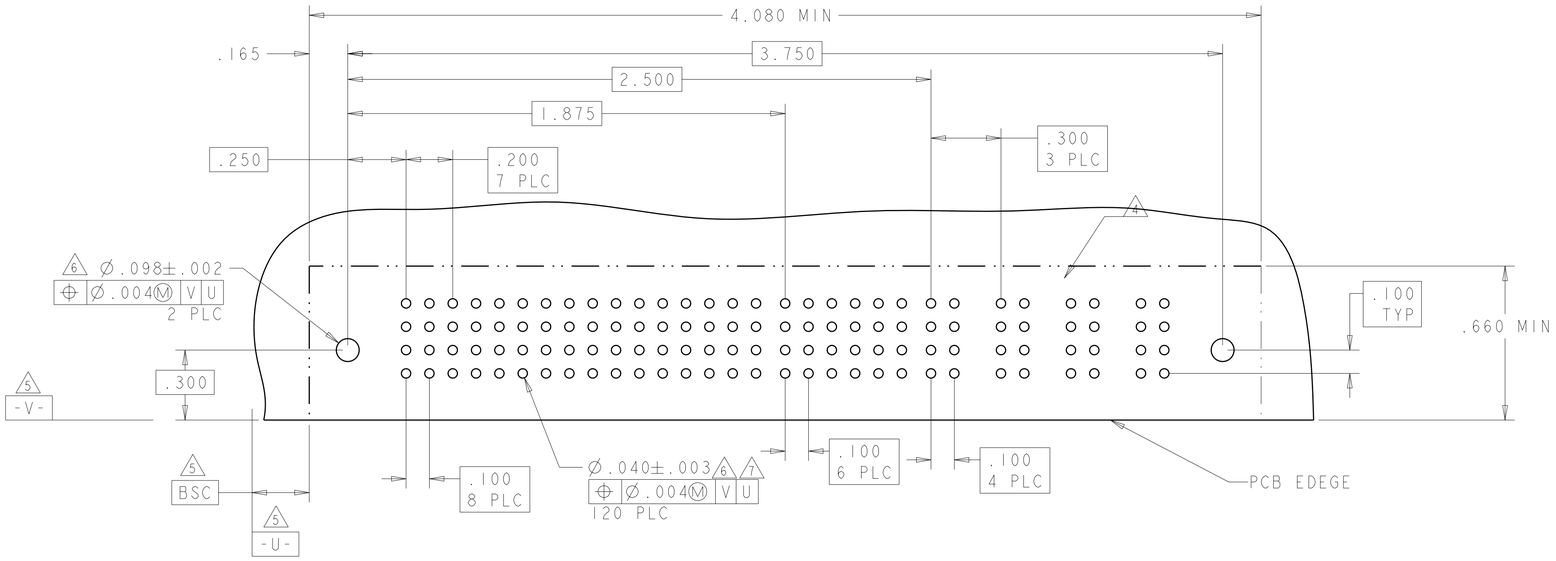

THIS DRAWING IS A CONTROLLED DOCUMENT FOR TYCO ELECTRONICS CORPORATION. IT IS SUBJECT TO CHANGE AND THE CONTROLLING ENGINEERING ORGANIZATION SHOULD BE CONTACTED FOR THE LATEST REVISION.

DIMENSIONS: INCHES

TOLERANCES UNLESS OTHERWISE SPECIFIED:
0 PLC ±-
1 PLC ±-
2 PLC ±.01
3 PLC ±.005
4 PLC ±.0020
ANGLES ±2°

MATERIAL - -
FINISH - -

DWN R.GRZYBOWSKI 02FEB05
CHK M.PERCHERKE 02FEB05
APVD M.PERCHERKE 02FEB05

PRODUCT SPEC 108-1973
APPLICATION SPEC 114-13038
WEIGHT -

Tyco Electronics
Tyco Electronics Corporation
Shanghai,P.R.China.200233

NAME RIGHT ANGLE HEADER W/GUIDES ASSEMBLY MULTI-BEAM XL
-

SIZE A1 | CAGE CODE 00779 | DRAWING NO C-6450120 | RESTRICTED TO -

CUSTOMER DRAWING | SCALE 4:1 | SHEET 12 OF 15 | REV H2

THIS DRAWING IS UNPUBLISHED. RELEASED FOR PUBLICATION 20
© COPYRIGHT 20 BY TYCO ELECTRONICS CORPORATION. ALL RIGHTS RESERVED.

LOC	DIST
ES	00

REVISIONS

P	LTR	DESCRIPTION	DATE	DWN	APVD
	-	SEE SHEET 1	-	-	-

H2

PART NUMBER	ROWS
4-6450120-5	D C B A
10P + 24S + 10P	

POWER: P1 P2 P3 P4 P5 P6 P7 P8 P9 P10 — SIGNAL: 1 2 3 4 5 6 — POWER: P11 P12 P13 P14 P15 P16 P17 P18 P19 P20

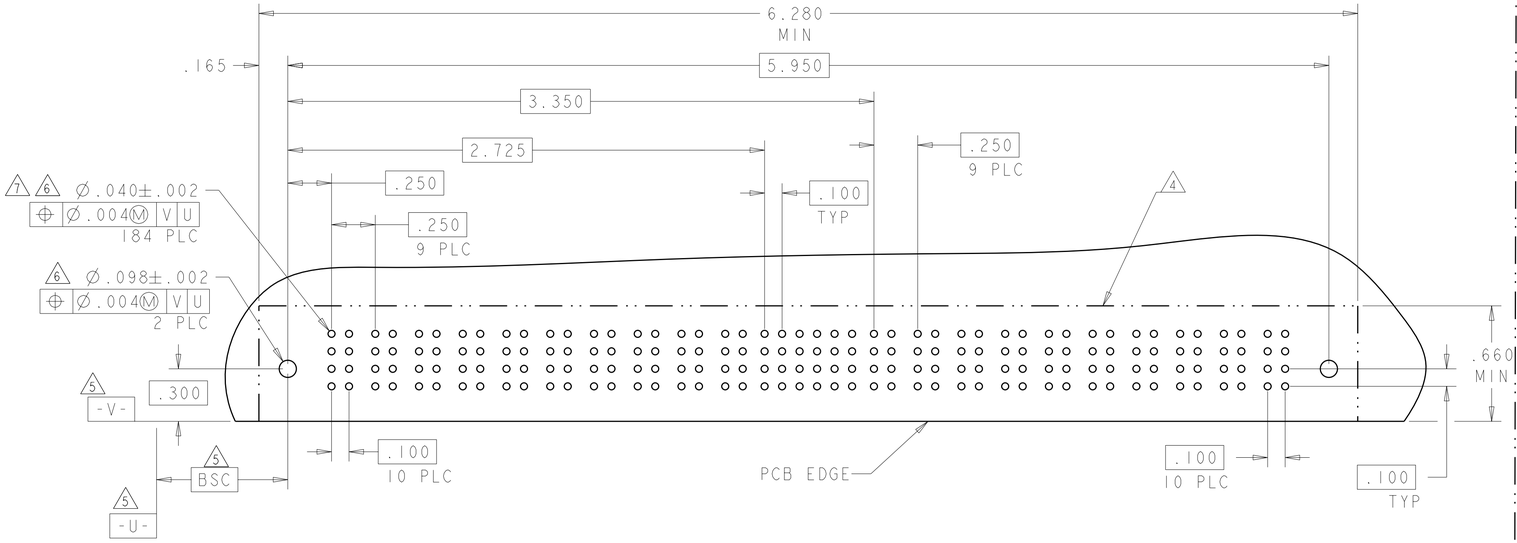

PART NUMBER	ROWS
4-6450120-6	D C B A
3P + 8S + 3P	

POWER: P1 P2 P3 — SIGNAL: 1 2 — POWER: P4 P5 P6

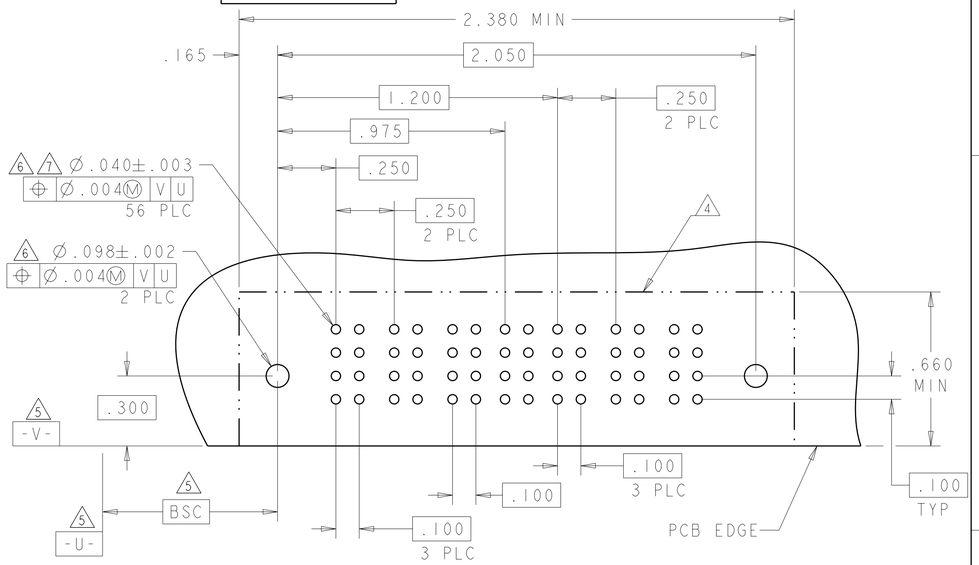

PART NUMBER	ROWS
4-6450120-7	D C B A
2P + 24S + 2P	

POWER: P1 P2 — SIGNAL: 1 2 3 4 5 6 — POWER: P3 P4

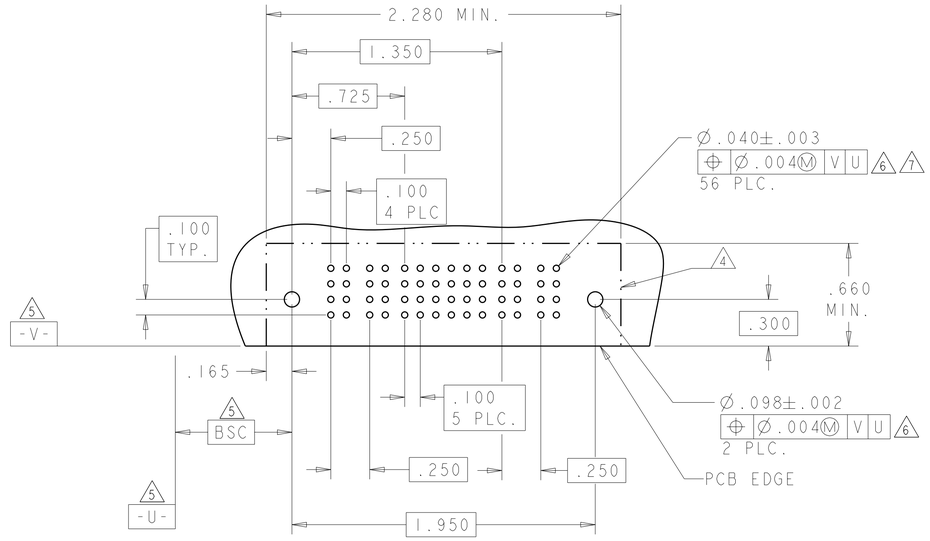

THIS DRAWING IS A CONTROLLED DOCUMENT FOR TYCO ELECTRONICS CORPORATION. IT IS SUBJECT TO CHANGE AND THE CONTROLLING ENGINEERING ORGANIZATION SHOULD BE CONTACTED FOR THE LATEST REVISION.

DIMENSIONS: INCHES

TOLERANCES UNLESS OTHERWISE SPECIFIED:
0 PLC ±-
1 PLC ±-
2 PLC ±.01
3 PLC ±.005
4 PLC ±.0020
ANGLES ±2°

MATERIAL - - -
FINISH - -

DWN R.GRZYBOWSKI 02FEB05
CHK M.PERCHERKE 02FEB05
APVD M.PERCHERKE 02FEB05

PRODUCT SPEC 108-1973
APPLICATION SPEC 114-13038
WEIGHT -

Tyco Electronics
Tyco Electronics Corporation
Shanghai,P.R.China.200233

NAME RIGHT ANGLE HEADER W/GUIDES ASSEMBLY MULTI-BEAM XL
-

SIZE	CAGE CODE	DRAWING NO	RESTRICTED TO
A1	00779	C-6450120	-

CUSTOMER DRAWING | SCALE 4:1 | SHEET 13 OF 15 | REV H2

THIS DRAWING IS UNPUBLISHED. RELEASED FOR PUBLICATION 20
© COPYRIGHT 20 BY TYCO ELECTRONICS CORPORATION. ALL RIGHTS RESERVED.

LOC	DIST
ES	00

REVISIONS

P	LTR	DESCRIPTION	DATE	DWN	APVD
	-	SEE SHEET 1	-	-	-

PART NUMBER	ROWS	POWER P1	P2	P3	P4	SIGNAL 1	2	3	4	5	6	POWER P5	P6	P7	P8
4-6450120-8	D	PM	PM	PM	PM	J	J	J	J	J	J	PM	PM	PM	PM
	C					K	K	K	K	K	K				
	B					N	N	N	N	N	N				
	A					S	S	S	S	S	S				
4P + 24S + 4P		HD													HD

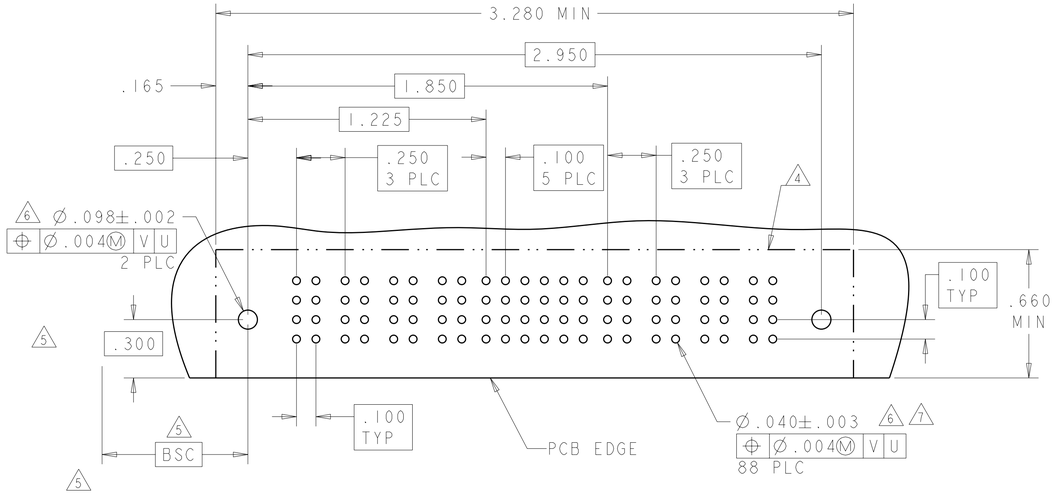

PART NUMBER	ROWS	POWER P1	P2	P3	P4	SIGNAL 1	2	3	4	POWER P5	P6	P7	P8	P9	P10	P11
5-6450120-0	D	PM	PM	PM	PM	J	J	J	J		PM	PM	PM	PM	PM	PM
	C					K	K	K	K							
	B					N	N	N	N							
	A					S	S	S	S							
4P + 16S + 7ACP		HD														HD

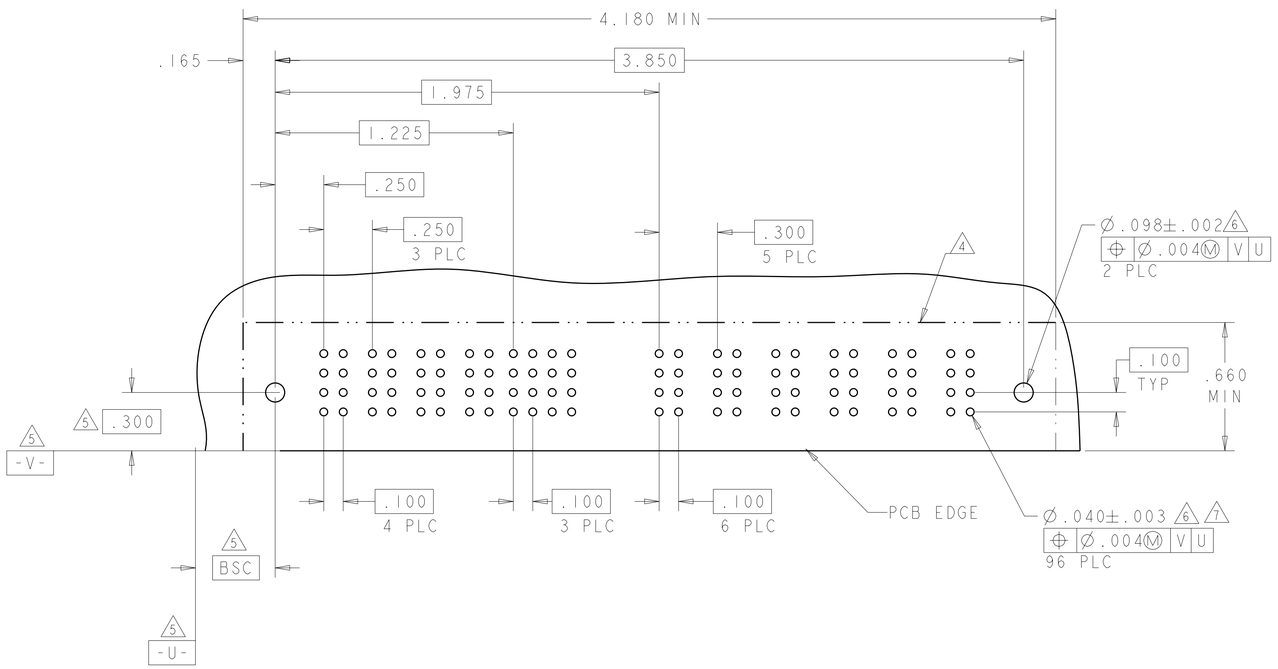

PART NUMBER	ROWS	POWER P1	P2	P3	P4	SIGNAL 1	2	3	4	5	6	POWER P5	P6
2-6450120-5	D	PM	PM	PM	PM	J	J	J	J	J	J	PM	PM
	C					K	K	K	K	K	K		
	B					N	N	N	N	N	N		
	A					S	S	S	S	S	S		
4P + 24S + 2P		HD											HD

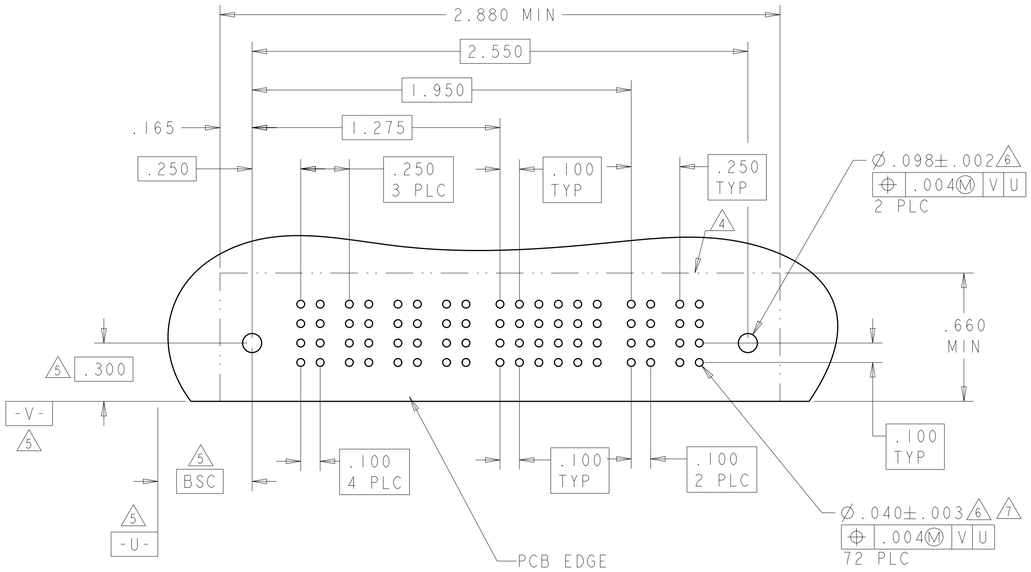

THIS DRAWING IS A CONTROLLED DOCUMENT FOR TYCO ELECTRONICS CORPORATION. IT IS SUBJECT TO CHANGE AND THE CONTROLLING ENGINEERING ORGANIZATION SHOULD BE CONTACTED FOR THE LATEST REVISION.

DWN	R.GRZYBOWSKI	02FEB05
CHK	M PERCHERKE	02FEB05
APVD	M PERCHERKE	02FEB05
PRODUCT SPEC	108-1973	
APPLICATION SPEC	114-13038	
WEIGHT	-	

Tyco Electronics — Tyco Electronics Corporation, Shanghai,P.R.China,200233

DIMENSIONS: INCHES

TOLERANCES UNLESS OTHERWISE SPECIFIED:

0 PLC	±
1 PLC	±
2 PLC	±.01
3 PLC	±.005
4 PLC	±.0020
ANGLES	±2°

MATERIAL - -

FINISH - -

NAME: RIGHT ANGLE HEADER W/GUIDES ASSEMBLY MULTI-BEAM XL -

SIZE	CAGE CODE	DRAWING NO	RESTRICTED TO
A1	00779	C-6450120	-

CUSTOMER DRAWING — SCALE 4:1 — SHEET 14 OF 15 — REV H2

THIS DRAWING IS UNPUBLISHED. RELEASED FOR PUBLICATION 20
© COPYRIGHT 20 BY TYCO ELECTRONICS CORPORATION. ALL RIGHTS RESERVED.

LOC	DIST
ES	00

REVISIONS

P	LTR	DESCRIPTION	DATE	DWN	APVD
	-	SEE SHEET 1	-	-	-

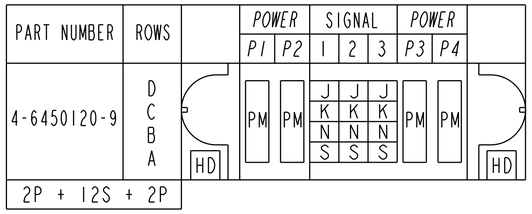

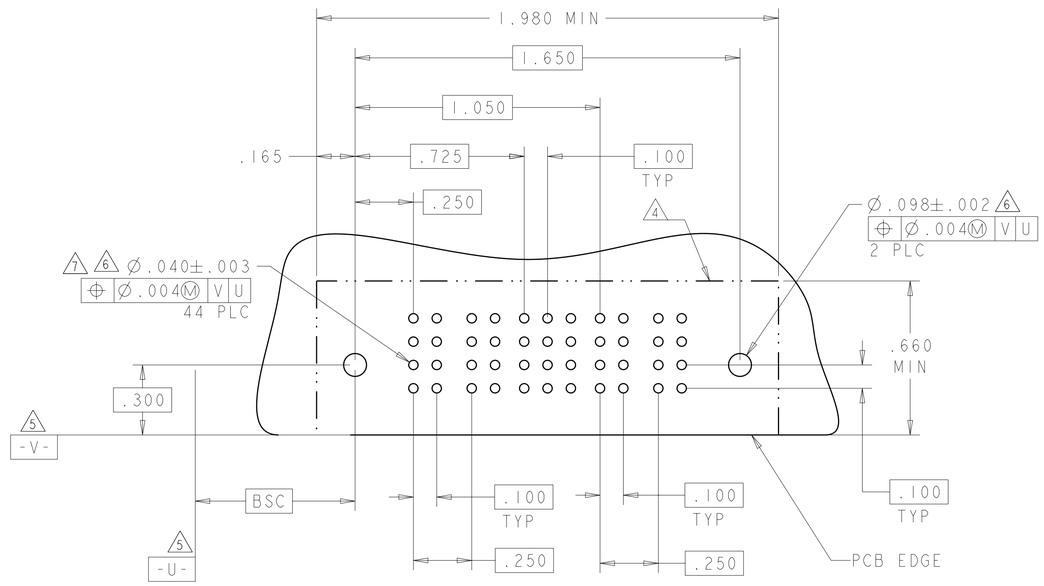

THIS DRAWING IS A CONTROLLED DOCUMENT FOR TYCO ELECTRONICS CORPORATION. IT IS SUBJECT TO CHANGE AND THE CONTROLLING ENGINEERING ORGANIZATION SHOULD BE CONTACTED FOR THE LATEST REVISION.

DIMENSIONS: INCHES

TOLERANCES UNLESS OTHERWISE SPECIFIED:
0 PLC ±-
1 PLC ±-
2 PLC ±.01
3 PLC ±.005
4 PLC ±.0020
ANGLES ±2°

MATERIAL - -
FINISH - -

DWN	R.GRZYBOWSKI	02FEB05
CHK	M PERCHERKE	02FEB05
APVD	M PERCHERKE	02FEB05
PRODUCT SPEC	108-1973	
APPLICATION SPEC	114-13038	
WEIGHT	-	

Tyco Electronics
Tyco Electronics Corporation
Shanghai.P.R.China.200233

NAME: RIGHT ANGLE HEADER W/GUIDES ASSEMBLY MULTI-BEAM XL
-

SIZE	CAGE CODE	DRAWING NO	RESTRICTED TO
A1	00779	C-6450120	-

CUSTOMER DRAWING

SCALE	SHEET	OF	REV
4:1	15	15	H2