



Features

- Large normal mode attenuation.
- Leak current lower than 0.5mA (250V_{AC}, 60Hz).
- Light and compact size
- IEC input connector (EN60320).
- Two terminal styles (Faston®, solder).



Safety Agency : Standard		File No.
UL	: UL-1283	E78644
CSA	: C22.2, No.8-M1986	LR60681
SEMKO	: EN133200	SE/0142-17

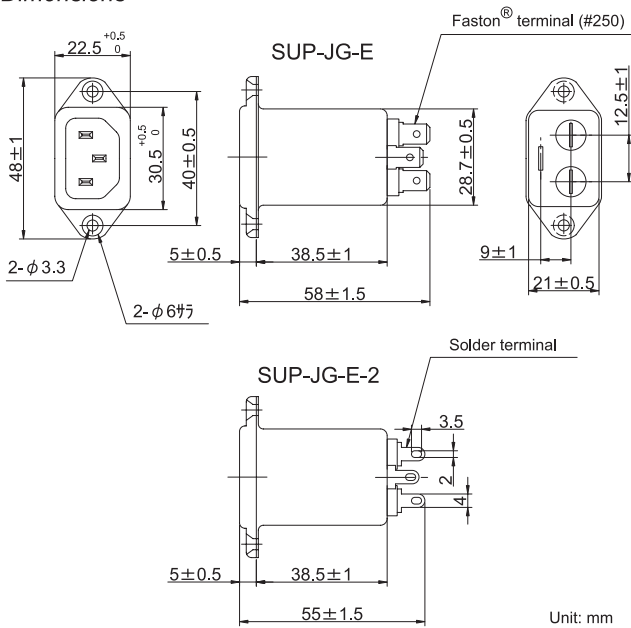
The "ENCE" mark is a common European product certification mark based on testing to harmonised European safety standard.

Applications

- PCs, Word processors, Printers, Measuring devices, Control systems, Office appliances.
- SUP-J□G-E Series (Faston® terminal)
- SUP-J□G-EA Series (Faston® terminal)
- SUP-J□G-E-2 Series (Solder terminal)
- SUP-J□G-E-2A Series (Solder terminal)

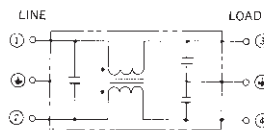


Dimensions

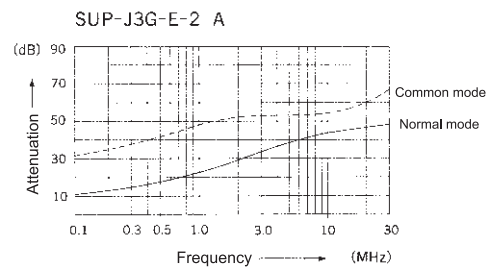
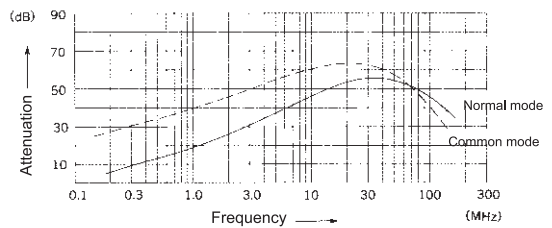


Recommended torque tightness less than 0.6N • m.

Circuit



Static characteristics SUP-J3G-E



Electrical Specifications

Rated Voltage **250VAC**

Safety Agency	Model Number	Rated Current (A)	Test Voltage	Insulation Resistance	Leakage Current (max)	Voltage Drop (max)	Temperature Rise (max)	Operating Temperature (°C)	Insertion losses	
									Normal Mode (MHz)	Common Mode (MHz)
	SUP-J3G-E(-2)	3	Line to Line 1000Vrms 50/60Hz 60sec Line to Ground 2000Vrms 50/60Hz 60sec	Line to Line 3000MΩmin Lin to Ground 6000MΩmin (at 500V _{DC})	0.5mA (at 250Vrms 60Hz)	0.6Vrms	20deg	-25 ~ +55	5.0 ~ 30	1.5 ~ 30
	SUP-J6G-E(-2)	6							8.0 ~ 30	4.0 ~ 30
	SUP-J10G-E(-2)	10							10 ~ 100	10 ~ 50
	*1 SUP-J15G-E(-2)	15							10 ~ 100	20 ~ 50
	SUP-J3G-E-2A	3							0.4 ~ 30	0.9 ~ 30
	SUP-J6G-E-2A	6							10 ~ 30	3.0 ~ 30

*1

Guaranteed attenuation is more than 25dB in normal mode and more than 30dB in common mode.