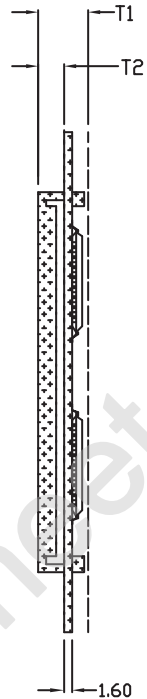
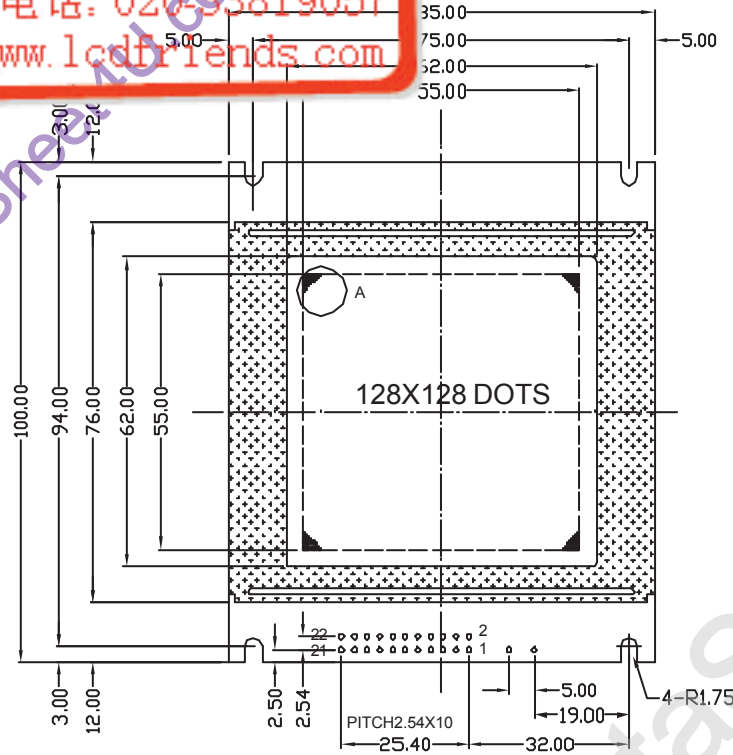
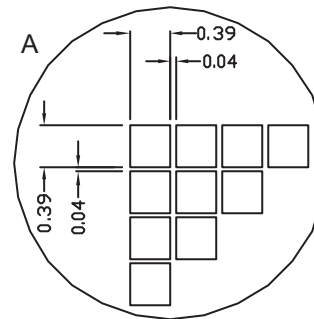
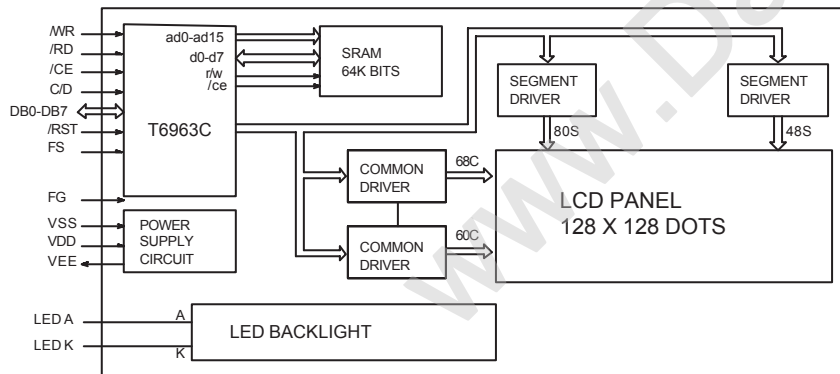


液晶之友 电话: 020-93819057
 Http://www.lcdfriends.com



* FOR LED BACKLIGHT
 T1=14.0MAX T2=9.0MAX
 * FOR EL OR NO BACKLIGHT
 T1=11.0MAX T2=6.0MAX



REVISIONS

NO.	DATE	BY	DESCRIPTION
1	01/06/18	A.CH	NEW RELEASE

PINS ASSIGNMENT		
NO.	SYMBOL	DESCRIPTION
1	FG	FRAME GROUND
2	VSS	GROUND
3	VDD	POWER SUPPLY FOR LOGIC AND LCD
4	V0	OPERATING VOLTAGE FOR LCD
5	/MR	DATA WRITE
6	/RD	DATA READ
7	/CE	CHIP ENABLE FOR T6963C
8	/CD	COMMAND/DATA SELECTION
9	NC	NO CONNECT
10	/RST	RESET T6963C (LOW EFFECTIVE)
11-18	DB0-DB7	DATABUS
19	FS	FONT SELECTION (L:8X8, H:6X8)
20	VEE	NEGATIVE VOLTAGE INPUT/OUTPUT
21	BLA	POWER SUPPLY FOR BACKLIGHT (+)
22	BLK	POWER SUPPLY FOR BACKLIGHT (-)

ABSOLUTE MAXIMUM RATING				
ITEM	SYMBOL	MIN	MAX	UNIT
POWER SUPPLY (LOGIC)	VDD-VSS	0	6.5	V
POWER SUPPLY (LCD DRV.)	VDD-V0	0	18.0	V
INPUT VOLTAGE	Vi	Vi	VDD	V

ELECTRICAL CHARACTERISTICS						
ITEM	SYMBOL	MIN	TYP	MAX	UNIT	
VOLTAGE FOR LOGIC	VDD-VSS	4.75	5.0	5.25	V	
SUPPLY CURRENT	IDD	-	12.0	-	mA	
LCD OPERATING VOLTAGE	VDD-V0	0C	-	16.0	-	V
		25C	-	15.0	-	V
		40C	-	14.0	-	V
INPUT VOLTAGE	H	0.7VDD	-	VDD	V	
	L	VIL	0	0.3VDD	V	

MECHANICAL SPECIFICATIONS		
ITEM	SPECIFICATION	UNIT
OVERALL SIZE	85.0W x 100.0H x 14.0T(11.0T)	MM
VIEWING AREA	62.0W x 62.0H	MM
DOT NUMBER	128 x 128	DOTS
DOT SIZE	0.39W x 0.39H	MM
DOT PITCH	0.43W x 0.43H	MM

OPTIONS	
1.	LCD TYPE: Y/G STN; GRAY STN;
2.	BACKLIGHT: WITHOUT BACKLIGHT; LED; EL;
3.	COLOR OF BACKLIGHT: Y/G; BLUE; WHITE
4.	TEMPERATURE RANGE: NORMAL (0-50C)
5.	POWER SUPPLY: ON BOARD DC/DC(SINGLE 5.0V); DUAL POWER SUPPLY(5.0V & -10.0V)
6.	VIEWING ANGLE: 6H; 12H