

GL157

PNP SILICON PLANAR HIGH PERFORMANCE TRANSISTOR

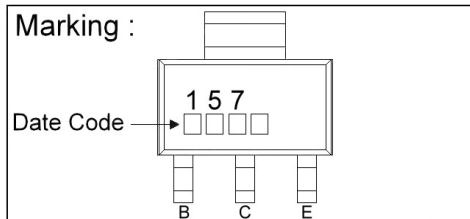
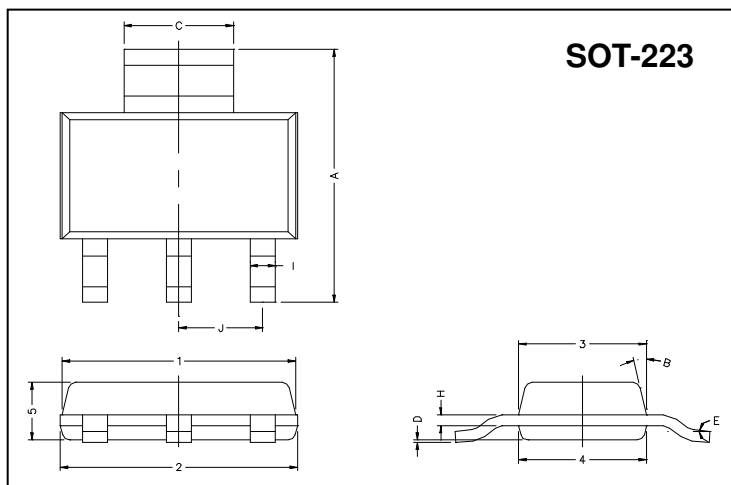
Description

The GL157 is designed for general purpose switching and amplifier applications.

Features

- -60 Volt V_{CE0}
- 3 Amp continuous current
- Low saturation voltage

Package Dimensions



REF.	Millimeter		REF.	Millimeter	
	Min.	Max.		Min.	Max.
A	6.70	7.30	B	13° TYP.	
C	2.90	3.10	J	2.30 REF.	
D	0.02	0.10	1	6.30	6.70
E	0°	10°	2	6.30	6.70
I	0.60	0.80	3	3.30	3.70
H	0.25	0.35	4	3.30	3.70
			5	1.40	1.80

Absolute Maximum Ratings at $T_a = 25^\circ\text{C}$

Parameter	Symbol	Ratings	Unit
Junction Temperature	T_j	+150	$^\circ\text{C}$
Storage Temperature	T_{stg}	-55~+150	$^\circ\text{C}$
Collector to Base Voltage	V_{CB0}	-80	V
Collector to Emitter Voltage	V_{CE0}	-60	V
Emitter to Base Voltage	V_{EB0}	-5	V
Collector Current (DC)	I_C	-3	A
Collector Current (Pulse)	I_C	-6	A
Total Power Dissipation	P_D	2	W

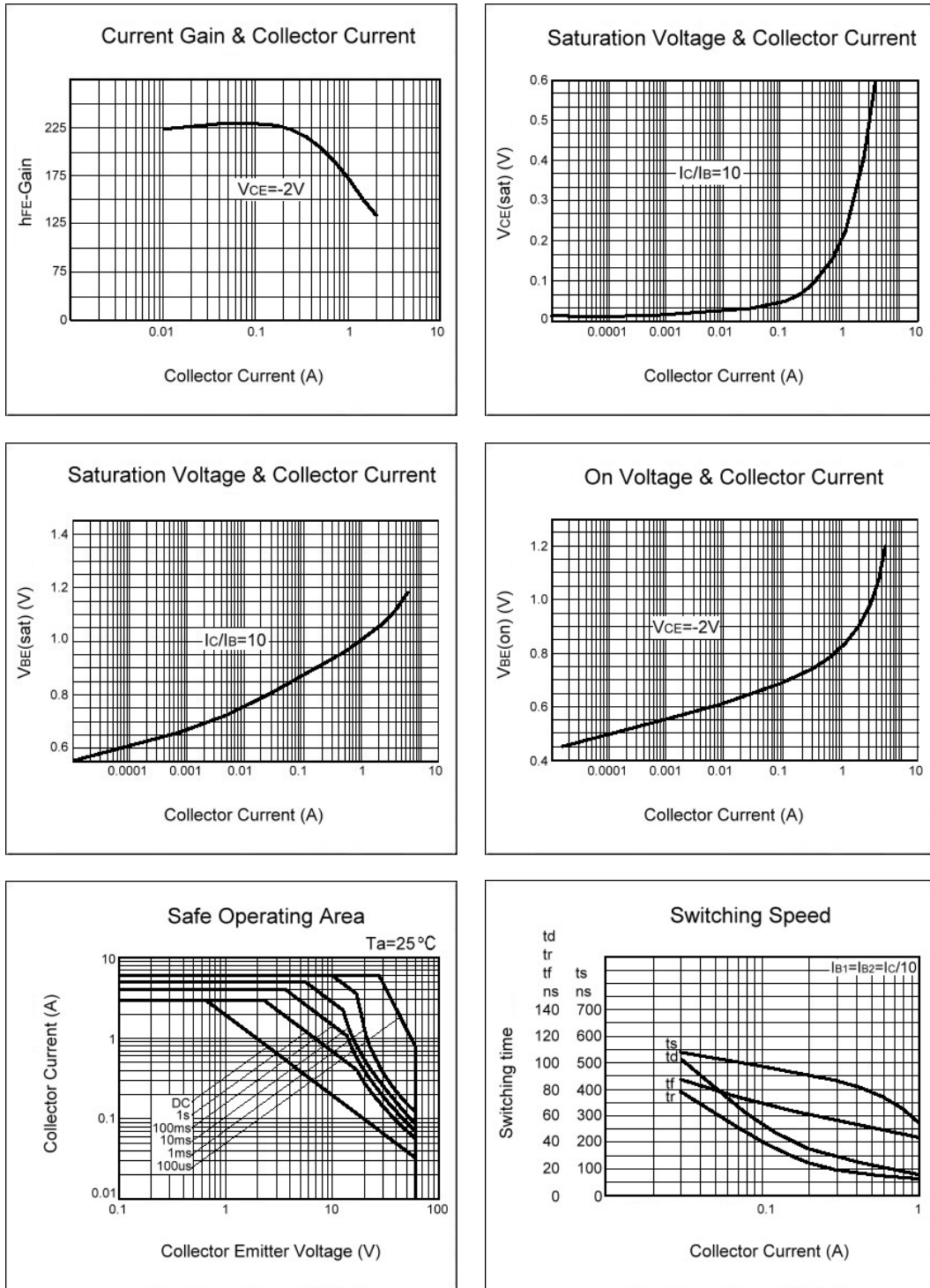
Electrical Characteristics ($T_a = 25^\circ\text{C}$, unless otherwise noted)

Symbol	Min.	Typ.	Max.	Unit	Test Conditions
V_{CB0}	-80	-	-	V	$I_C = -100\mu\text{A}$, $I_E = 0$
* V_{CE0}	-60	-	-	V	$I_C = -10\text{mA}$, $I_B = 0$
V_{EB0}	-5	-	-	V	$I_E = -100\mu\text{A}$, $I_C = 0$
I_{CB0}	-	-	-100	nA	$V_{CB} = -60\text{V}$, $I_E = 0$
I_{EB0}	-	-	-100	nA	$V_{EB} = -4\text{V}$, $I_C = 0$
* $V_{CE(sat)1}$	-	-150	-300	mV	$I_C = -1\text{A}$, $I_B = -100\text{mA}$
* $V_{CE(sat)2}$	-	-450	-600	mV	$I_C = -3\text{A}$, $I_B = -300\text{mA}$
* $V_{BE(sat)}$	-	-0.9	-1.25	V	$I_C = -1\text{A}$, $I_B = -100\text{mA}$
* $V_{BE(on)}$	-	-0.8	-1.0	V	$V_{CE} = -2\text{V}$, $I_C = -1\text{A}$
* h_{FE1}	70	200			$V_{CE} = -2\text{V}$, $I_C = -50\text{mA}$
* h_{FE2}	100	200	300		$V_{CE} = -2\text{V}$, $I_C = -500\text{mA}$
* h_{FE3}	80	170			$V_{CE} = -2\text{V}$, $I_C = -1\text{A}$
* h_{FE4}	40	150			$V_{CE} = -2\text{V}$, $I_C = -2\text{A}$
fT	100	140	-	MHz	$V_{CE} = -5\text{V}$, $I_C = -100\text{mA}$, $f = 100\text{MHz}$
Cob	-	-	30	pF	$V_{CB} = -10\text{V}$, $I_E = 0$, $f = 1\text{MHz}$
ton	-	40	-	ns	$V_{CC} = -10\text{V}$, $I_C = -500\text{mA}$, $I_{B1} = I_{B2} = -50\text{mA}$
toff	-	450	-		

*Measured under pulse condition. Pulse width $\leq 300\mu\text{s}$, Duty Cycle $\leq 2\%$

Spice parameter data is available upon request for this device.

Characteristics Curve



Important Notice:

- All rights are reserved. Reproduction in whole or in part is prohibited without the prior written approval of GTM.
- GTM reserves the right to make changes to its products without notice.
- GTM semiconductor products are not warranted to be suitable for use in life-support Applications, or systems.
- GTM assumes no liability for any consequence of customer product design, infringement of patents, or application assistance.

Head Office And Factory:

- **Taiwan:** No. 17-1 Tatung Rd. Fu Kou Hsin-Chu Industrial Park, Hsin-Chu, Taiwan, R. O. C.
- TEL : 886-3-597-7061 FAX : 886-3-597-9220, 597-0785
- **China:** (201203) No.255, Jang-Jiang Tsai-Lueng RD. , Pu-Dung-Hsin District, Shang-Hai City, China
- TEL : 86-21-5895-7671 ~ 4 FAX : 86-21-38950165