



SCHTTKY BARRIER RECTIFIER

SRB1620C THRU SRB16100C

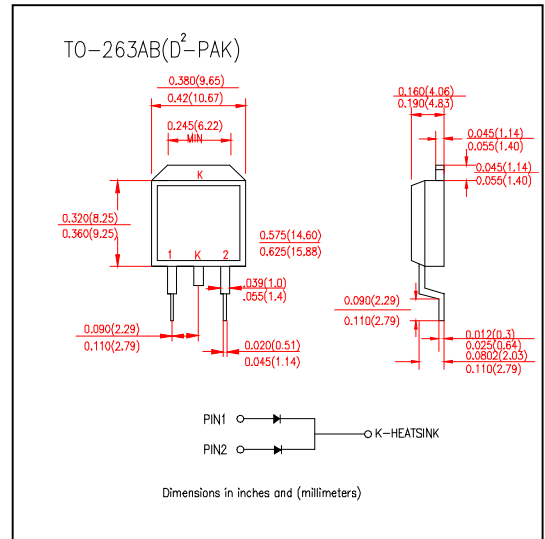
VOLTAGE RANGE	20 to 100 Volts
CURRENT	16.0 Amperes

FEATURES

- Plastic package has Underwriters Laboratory Flammability Classification 94V-O utilizing Flame Retardant Epoxy Molding Compound
- Exceeds environmental standards of MIL-S-19500/228
- Low power loss, high efficiency
- Low forward voltage, high current capability
- High surge capacity
- For use in low voltage, high frequency inverters
- Free wheeling, and polarity protection applications

MECHANICAL DATA

- Case: TO-263AB(D<sup>2</sup>-PAK)Molded Plastic
- Terminals: Lead solderable per MIL-STD-202, Method 208
- Polarity: as marked
- Mounting position: Any
- Weight: 0.06ounce, 1.9 grams



MAXIMUM RATINGS AND ELECTRICAL CHARACTERISTICS

- Ratings at 25°C ambient temperature unless otherwise specified
- Single Phase, half wave, 60Hz, resistive or inductive load
- For capacitive load derate current by 20%

	SYMBOLS	SRB 1620C	SRB 1630C	SRB 1635C	SRB 1640C	SRB 1645C	SRB 1650C	SRB 1660C	SRB 1680C	SRB 16100C	UNIT
Maximum Repetitive Peak Reverse Voltage	V <sub>RRM</sub>	20	30	35	40	45	50	60	80	100	Volts
Maximum RMS Voltage	V <sub>RMS</sub>	14	21	25	28	32	35	42	56	70	Volts
Maximum DC Blocking Voltage	V <sub>DC</sub>	20	30	35	40	45	50	60	80	100	Volts
Maximum Average Forward Rectified Current At T <sub>c</sub> =90°C	I <sub>(AV)</sub>	16.0									Amps
Peak Forward Surge Current 8.3ms single half sine wave superimposed on rated load (JEDEC method)	I <sub>FSM</sub>	150									Amps
Maximum Forward Voltage per at 8.0A per element	V <sub>F</sub>	0.65			0.75			0.85			Volts
Maximum DC Reverse Current at rated DC Blocking Voltage per element	I <sub>R</sub>	0.5									mA
		100									
Typical Junction Capacitance(Note2)	C <sub>J</sub>	400									pF
Typical Thermal Resistance (Note 1)	R <sub>θJC</sub>	3.0									°C/W
Operating and Storage Temperature Range	T <sub>J</sub> T <sub>STG</sub>	(-55 to +150)									°C

Notes:

1. Thermal Resistance Junction to Ambient
2. Measured at V<sub>R</sub>=4v and f=1MHz



# SCHTTKY BARRIER RECTIFIER

SRB1620C THRU SRB16100C

VOLTAGE RANGE 20 to 100 Volts  
CURRENT 16.0 Ampere

## RATING AND CHARACTERISTIC CURVES SRB1620C THRU SRB16100C

FIG.1-TYPICAL FORWARD CURRENT DERATING CURVE

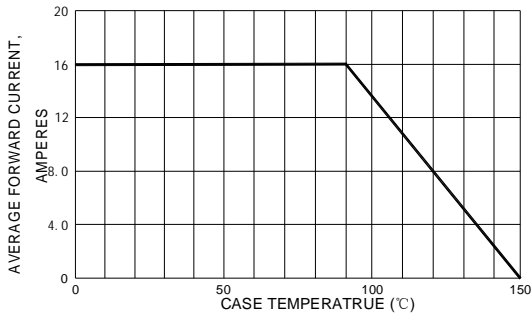


FIG.3-TYPICAL INSTANTANEOUS FORWARD CHARACTERISTIC

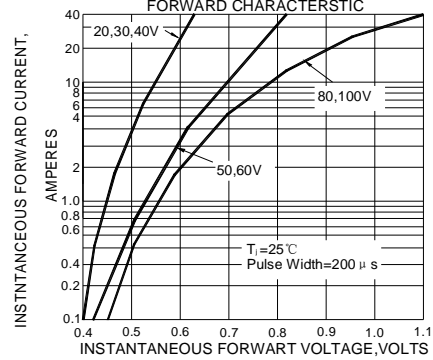


FIG.2-TYPICAL REVERSE CHARACTERISTICS

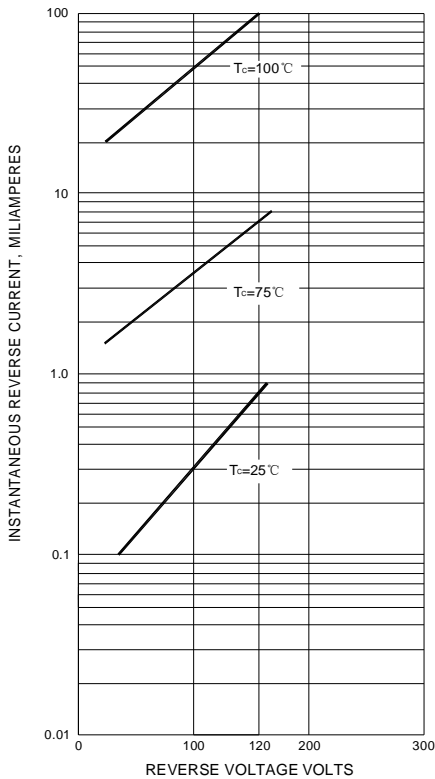


FIG.4-MAXIMUM NON-REPETITIVE SURGE CURRENT

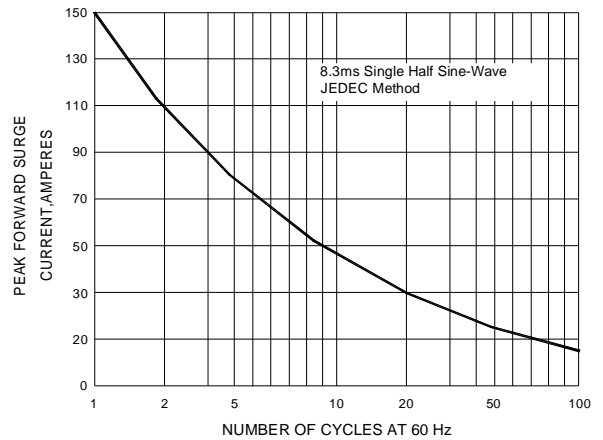


FIG.5-TYPICAL JUNCTION CAPACITANCE

