



# O/E/N 58 MINIATURE POWER RELAY

- International Standard Foot Print
- Compact High Performance
- High Capacity
- Dust Protected / Sealed Version
- CSA Certified (File No. 106405-1)
- Suitable DIN Rail and PCB Sockets Available

## SPECIFICATIONS

Contact Arrangement	: 1 Form A, 1 Form C, 1 Form A/ 1 Form C (K type) 2 Form C
Contact Material	: Silver Alloy
Contact Rating	
Rated Voltage	: 230 VAC/28 VDC
Maximum Voltage	: 440 VAC/220 VDC
Maximum Continuous Current at 230VAC/24VDC	
1 Form A (K type)	: 16 A
1 Form C (K type)	: 10A (NC) / 16A (NO)
1 Form C (Std)	: 10A
2 Form C	: 5A
Maximum Power Rating AC Voltage (1CK/1C/2C)	: 3680/2500/1150 VA
Nominal Coil Power	: 0.5W (approx)
Operating Power	: 0.32W (approx)
Life Expectancy	
Mechanical	: 10 <sup>6</sup> operations
Electrical	: 10 <sup>5</sup> operations at rated load
Contact Resistance(Initial)	: 100 milli Ohms
Dielectric Strength	
Between Open Contacts & Coil	: 5000 VRMS
Between Open Contacts	: 750 VRMS
Insulation Resistance	: 500 Meg.Ohms at 500VDC,25 <sup>0</sup> C,RH50
Operate time at Nominal Voltage	: 18 milli sec.(Typ)
Release time at Nominal Voltage	: 8 milli sec.(Typ)
Ambient Temperature	: -40 <sup>0</sup> C to +70 <sup>0</sup> C
Weight	: 18 gms (approx)
<b>For Suitable Sockets Refer Socket Section</b>	

### Typical applications

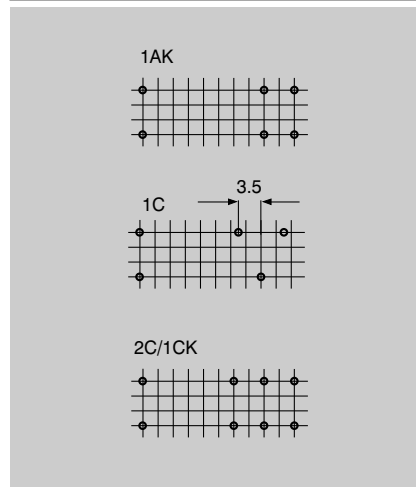
Industrial Electronics, PLCs, Timers, Office Automation, UPS, Home Appliances.

All dimensions are in mm. Specifications subject to change without notice. Tolerance unless otherwise specified is ± 10%

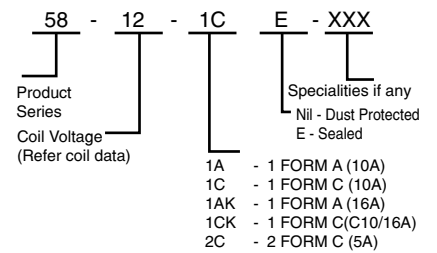
## COIL DATA

Nominal Voltage VDC	Pick-up Voltage VDC (Max)	Drop-out Voltage VDC (Min)	Coil Resistance at 20°C Ohms ± 10%
5	4.00	0.5	50
6	4.80	0.6	72
9	7.20	0.9	160
12	9.60	1.2	285
18	14.40	1.8	640
24	19.20	2.4	1150
48	38.40	4.8	3300

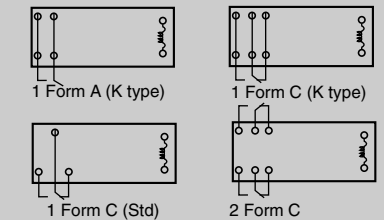
## DRILLING PATTERN



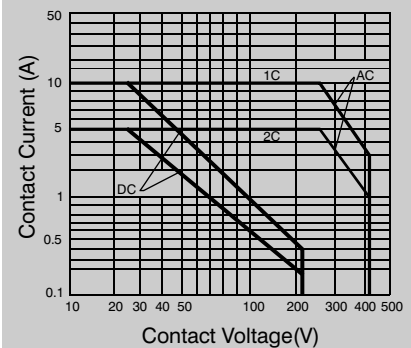
## HOW TO ORDER



## CIRCUIT DIAGRAMS



### Limiting Curve for Power Load



## DIMENSIONS

