10.92mm (0.43") SINGLE DIGIT NUMERIC DISPLAY

SUN LED

Email : sales@us.sunled.com
Web Site : www.sunled.com

XDMR11C-A

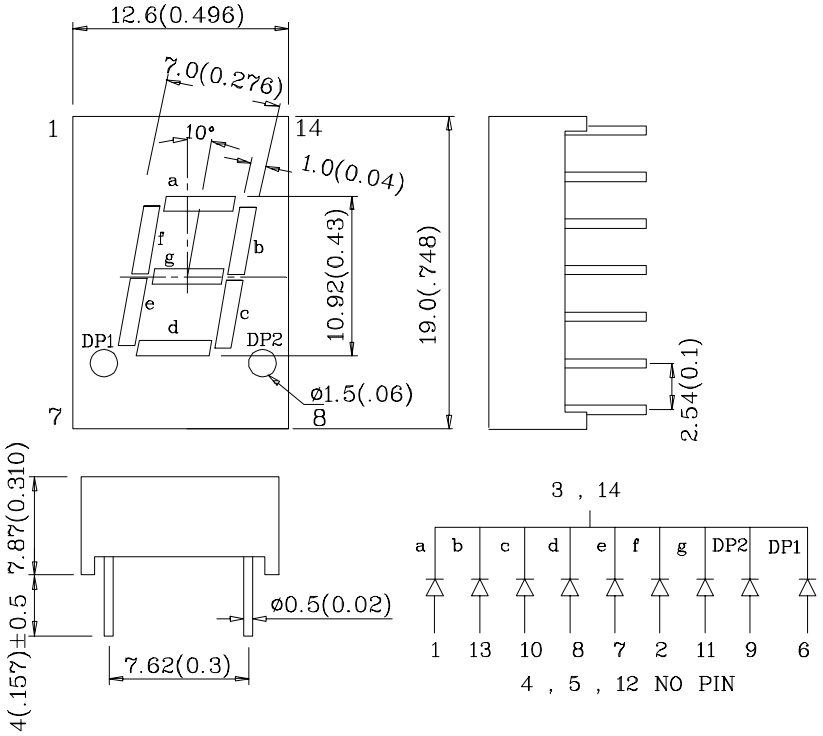

Notes:

1. All dimensions are in millimeters (inches).
2. Tolerance is ±0.25(0.01") unless otherwise noted.

Absolute maximum ratings (T_A=25°C)		**MR** (GaAlAs)	**Unit**
Reverse voltage	V_R	5	V
Forward current	I_F	30	mA
Forward current (peak) 1/10Duty cycle 0.1ms pulse width	i_{FS}	155	mA
Power dissipation	P_T	100	mW
Operating temperature	T_A	-40 ~ +85	°C
Storage temperature	Tstg		
Lead solder temperature [2mm below package base]	260°C For 5 Seconds		

Operating Characteristics (T_A=25°C)		**MR** (GaAlAs)	**Unit**
Forward voltage (typ.) (IF=10mA)	V_F	1.8	V
Forward voltage (max.) (IF=10mA)	V_F	2.5	V
Reverse current (VR=5V)	I_R	10	uA
Wavelength at peak emission (IF=10mA)	λpeak	660	nm
Wavelength at Dominate emission (IF=10mA)	λD	640	nm
Spectral Line half-width (IF=10mA)	Δλ	20	nm
Capacitance (VF=0V, f=1MHz)	C	45	pF

Part Number	**Emitting** Color	**Emitting** Material	**Luminous** Intensity (IF=10mA) ucd min.	typ.	**Wavelength** nm **λP**	**Description**
XDMR11C-A	Red	GaAlAs	8000	17990	660	Common Cathode.Rt. & Lt. Hand Decimal

XDMR11C-A

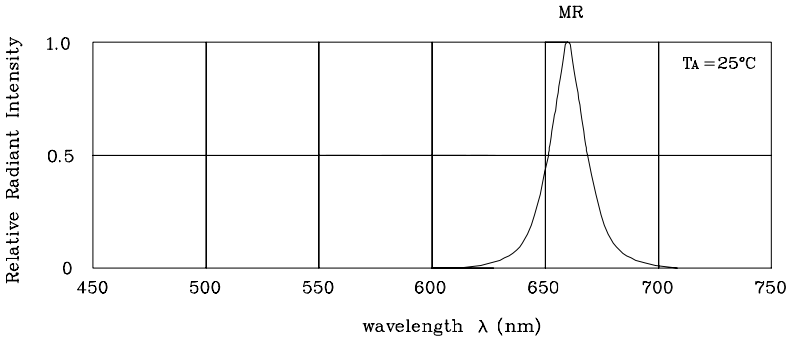

RELATIVE INTENSITY Vs. WAVELENGTH

❖MR

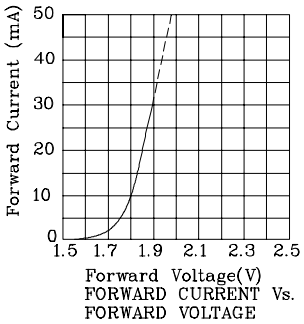

FORWARD CURRENT Vs.
FORWARD VOLTAGE

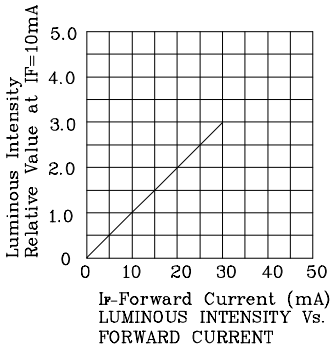

LUMINOUS INTENSITY Vs.
FORWARD CURRENT

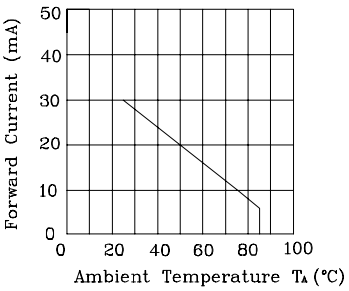

FORWARD CURRENT
DERATING CURVE

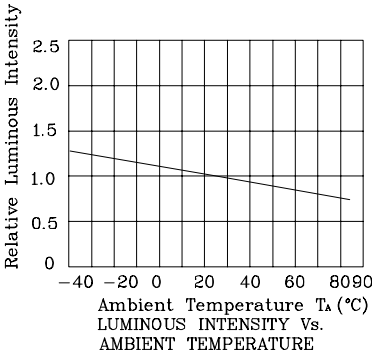

LUMINOUS INTENSITY Vs.
AMBIENT TEMPERATURE