

SPECIFICATIONS

CONTACT RATING: 2.5 AMPS at 125 VAC or 28 VDC; 1.5 AMPS at 250 VAC
 ELECTRICAL LIFE: 10,000 make-and-break cycles at full rated load.
 CONTACT RESISTANCE: Below 30 milliohms typ. initial at 2-4 V DC, 100 mA.
 INSULATION RESISTANCE: 10⁹ ohms min.
 DIELECTRIC STRENGTH: 1,000 VRMS min at sea level.
 OPERATING TEMPERATURE: -30° to 85°C

MATERIALS

CASE: Glass filled nylon
 ACTUATOR: Brass, chrome plated.
 BUSHING: Brass, nickel plated or zinc, nickel plated.
 HOUSING: Stainless steel.
 ALL CONTACTS & END TERMINALS Copper, silver plated.
 CENTRE TERMINAL: Brass, silver plated
 HARDWARE: Nut-Brass, nickel plated
 locking ring-Brass, bright nickel plated.
 Lockwasher-Steel, bright nickel plated.

NOTE

Specifications and Materials listed above are general specifications. Specifications available for specific models, consult factory. Stated contact ratings are determined by standardised test criterion. Less severe loads will result in greater than advertised switch life.

- LOW COST TOGGLE SWITCH
- EXCELLENT QUALITY, DELIVERY, & PRICE
- AVAILABLE WITH STANDARD C&K P.C. AND SOLDER LUG TERMINALS
- 1 AND 2 POLE MODELS
- RATING 2.5 AMPS AT 125 VAC, 1.5 AMPS AT 250 VAC
- FITS .250 DIA. PANEL CUTOUT

MODEL/SW. FUNC. Z S H Z Q

MODELS/SWITCHING FUNCTION

MODEL No.	SWITCHING FUNCTION		
	POS 1	POS 2	POS 3
Z 101	ON	NONE	ON
Z 103	ON	OFF	ON
CONNECTED TERMINALS	2-3	OPEN	2-1
SCHEMATIC			

FLAT
-500 (12,70)
-270 (6,86)

C&K MARKING ON OPPOSITE SIDE
25°
1/4-40 NS
POS 3
POS 2
POS 1
-115 φ (2,92 φ)
-410 (10,41)
-296 (7,52)
-355 (9,02)
-155 (3,94)
-039 (0,99)
-030 TYP. (0,76)
-185 TYP. (4,70)

PANEL MOUNTING
-250 φ (6,35 φ)
TERM. NOS. FOR REFERENCE ONLY
3
2
1
-080 TYP. (2,03) TERM. WIDTH
A/F -234 (5,95)

SPDT MODEL SHOWN Z 101-S-H-Z-Q

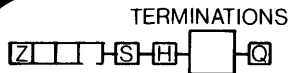
Z 201	ON	NONE	ON
Z 203	ON	OFF	ON
CONNECTED TERMINALS	2-3 5-6	OPEN	2-1 5-4
SCHEMATIC			

FLAT
-500 (12,70)
-450 (11,43)

C&K MARKING ON OPPOSITE SIDE
25°
1/4-40 NS
POS 3
POS 2
POS 1
-115 φ (2,92 φ)
-410 (10,41)
-296 (7,52)
-355 (9,02)
-155 (3,94)
-039 (0,99)
-060 (1,52)
-185 TYP. (4,70)

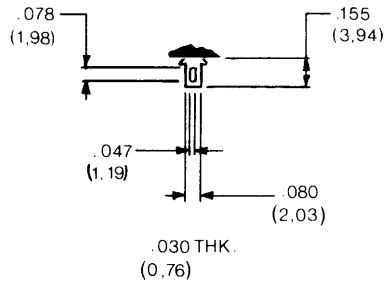
PANEL MOUNTING
-250 φ (6,35 φ)
TERM. NOS. FOR REFERENCE ONLY
6
3
5
2
4
1
-190 (4,83)
-040 (1,02)
-080 TYP. (2,03)

DPDT MODEL SHOWN Z 201-S-H-Z-Q



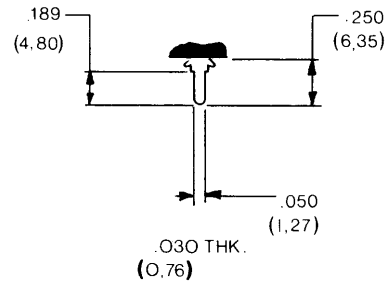
TERMINATIONS

Z (Std.)



Q Contact Material Std.

C



Q Contact Material Std.

HOW TO ORDER:

To order C & K low cost toggle switches. Specify the switch model required, using the part number format indicated below.

ORDERING NUMBER

