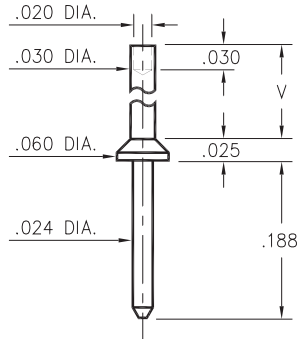


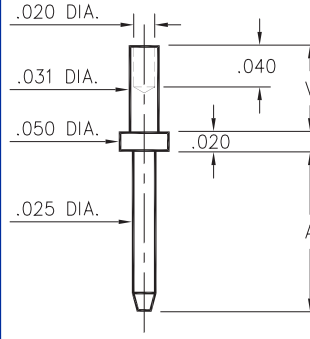
### 3117



Basic Part Number	Board Thickness	Length V
3117-1	.031	.047
3117-2	.062	.078
3117-3	.094	.110
3117-4	.125	.141

**3117-X-00-XX-00-00-08-0**  
Swage mount in .035 hole

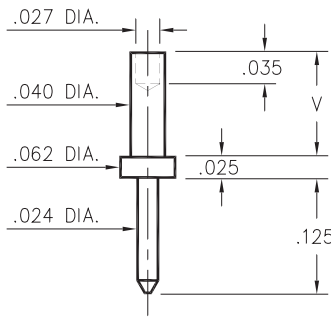
### 3114/3115



Basic Part Number	Board Thickness	Length A	Length V
3114-1	.031	.150	.051
3114-2	.062	.150	.082
3115-1	.031	.300	.051
3115-2	.062	.300	.082

**311X-X-00-XX-00-00-08-0**  
Swage mount in .035 mounting hole

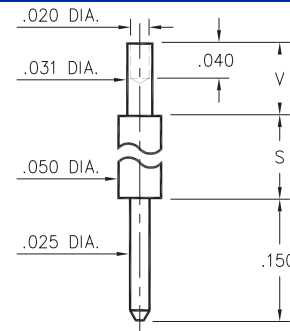
### 3112



Basic Part Number	Board Thickness	Length V
3112-1	.031	.051
3112-2	.062	.082
3112-3	.094	.113

**3112-X-00-XX-00-00-08-0**  
Swage mount in .043 hole

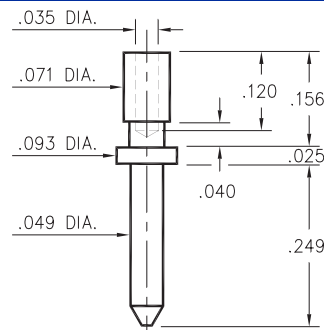
### 3118/3119



Basic Part Number	Board Thickness	Length S	Length V
3118-1	.031	.170	.051
3118-2	.062	.170	.082
3119-1	.031	.420	.051
3119-2	.062	.420	.082

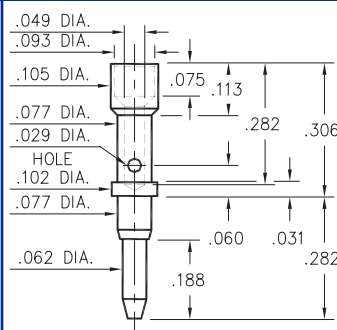
**311X-X-00-XX-00-00-08-0**  
Swage mount in .035 hole

### 3139



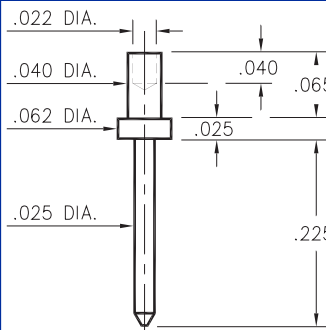
**3139-0-00-XX-00-00-08-0**  
Wire Termination

### 3602



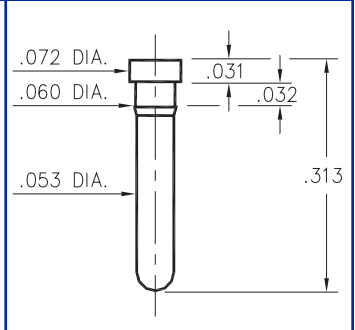
**3602-0-07-XX-00-00-08-0**  
Annealed  
#20 Crimp barrel

### 3131



**3131-1-00-XX-00-00-08-0**  
Swage mount in .043 hole

### 0912



**0912-0-00-XX-00-00-03-0**  
Press-fit in .057 mounting hole

#### SPECIFICATIONS

**PIN MATERIAL:**  
Brass Alloy 360, 1/2 Hard  
( Except Swage pins which are annealed )

**DIMENSION IN INCHES**  
**TOLERANCES ON:**  
LENGTHS: ±.005  
DIAMETERS: ±.002  
ANGLES: ± 2°

**ORDER CODE: XXXX - X - 0X - XX - 00 - 00 - 0X - 0**

**BASIC PART #**



**SPECIFY PIN FINISH:**

- 01 200μ" TIN/LEAD OVER NICKEL
- 80 200μ" TIN OVER NICKEL
- 15 10μ" GOLD OVER NICKEL
- 21 20μ" GOLD OVER NICKEL
- 34 50μ" GOLD OVER NICKEL