

Subminiature Power Supplies



Description

These rugged power supplies are available in a variety of output voltages from +5 Volts to 15 Volts. Our high performance supplies carry the same 5 Year Warranty as all other CALEX power supplies.

Common Specifications

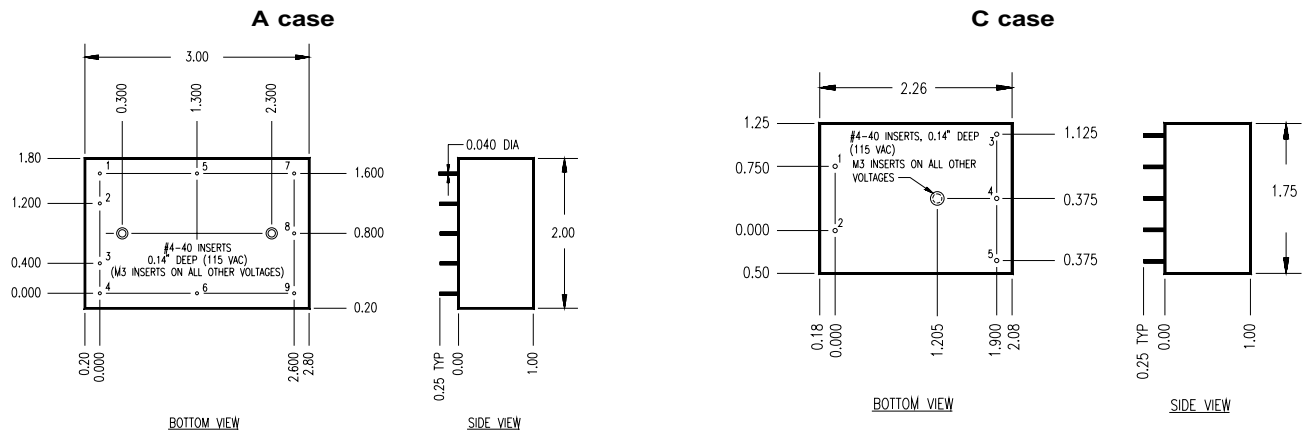
Input Voltage

- 100 \pm 10VAC (add "-100" to model number)
- 115 \pm 10VAC (add "-115" to model number)
- 220 \pm 20VAC (add "-220" to model number)
- 230 \pm 20VAC (add "-230" to model number)
- 240 \pm 20VAC (add "-240" to model number)

Selection Chart

Output Voltage VDC	Output Current mA	Voltage Accuracy	Line & Load Regulation Maximum	Noise & Ripple mV RMS	Case Size	Unit Weight (oz.)	Model Number
5	300	\pm 1.0%	\pm 0.20%	2	C	5.7	21-30
12	120	\pm 0.5%	\pm 0.20%	2	C	5.7	21-12
\pm 12	\pm 120	\pm 0.5%	\pm 0.04%	2	A	8.1	22-120
\pm 15	\pm 50	\pm 0.5%	\pm 0.20%	2	C	5.7	22-40
\pm 15	\pm 100	\pm 0.5%	\pm 0.04%	2	A	8.1	22-100

All units for 50 Hz operation derate output current 50%



Mechanical tolerances unless otherwise noted:

X.XX dimensions: \pm 0.020 inches

X.XXX dimensions: \pm 0.005 inches

Pin	Model				
	21-30	21-12	22-120	22-40	22-100
1	AC IN	AC IN	-	AC IN	-
2	AC IN	AC IN	AC IN	AC IN	AC IN
3	CMN	CMN	AC IN	-15	AC IN
4	-	-	-	CMN	-
5	+5	+12	-unregulated	+15	-unregulated
6	-	-	+unregulated	-	+unregulated
7	-	-	-12 regulated	-	-15 regulated
8	-	-	CMN	-	CMN
9	-	-	+12 regulated	-	+15 regulated

Pins not referenced are not installed in case

Subminiature Power Supplies

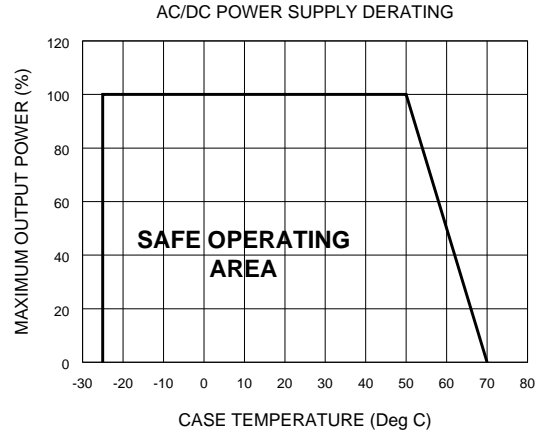
Specifications

All parameters measured at 25° C, nominal input voltage and full rated load unless otherwise noted.

All Models			Unit
Input Frequency Range	TYP	50 to 60	Hz
Short Circuit Protection		Foldback Current Limiting: 22-120 & 22-100 Current Limiting: 21-30, 21-12 & 22-40	
Isolation			
Isolation Resistance	MIN	50	megohm
Isolation Voltage	MIN	1000	VRMS
Input to Output Capacitance *	TYP	50 -250	pF
Environmental			
Case Operating Range	MIN	-25	°C
No Derating	MAX	+50	
Storage Range	MIN	-25	°C
	MAX	+85	
Temperature Coefficient	TYP	±0.01	%/°C
Case		A, C	
Mounting Kits		MK08B, MK22-08B, MK015 & MK22-015	

*Contact CALEX for information on exact model, call (800) 542-3355 or (925) 687-4411.

Specifications subject to change without notice.

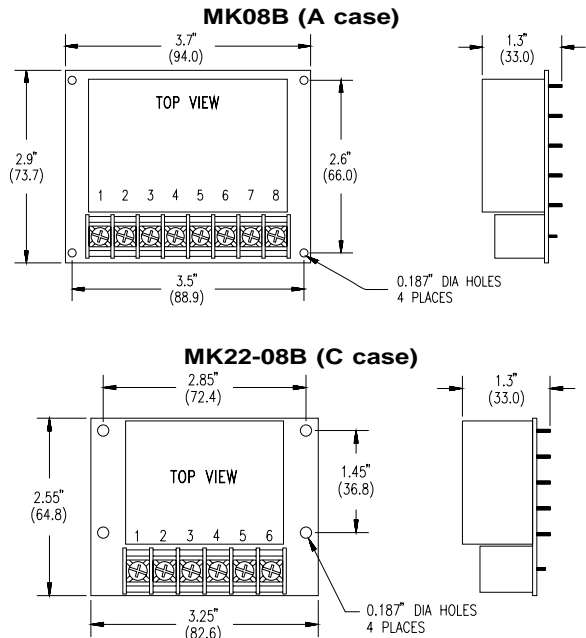
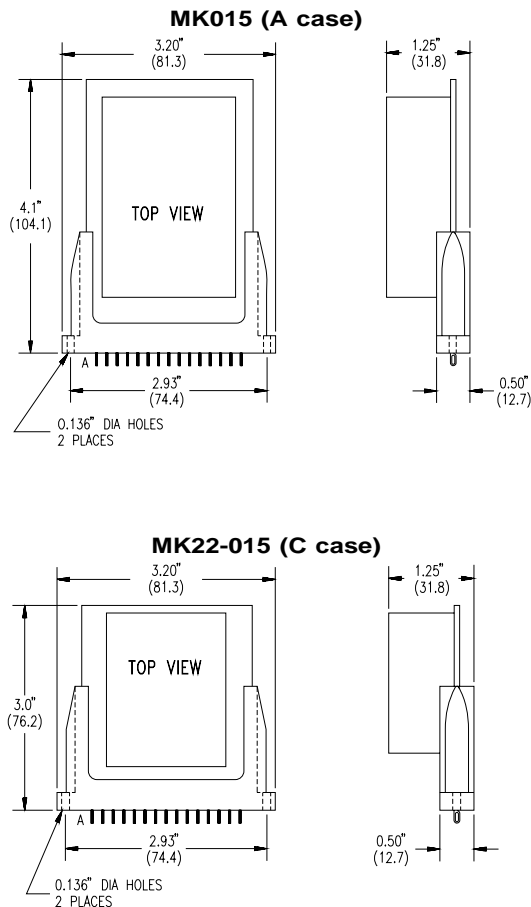


Mounting Kits

Two types of mounting kits are available for the subminiature series of supplies. One consists of a PC card with a 15-pin connector. The second employs a barrier strip for chassis mount applications. The module can be firmly attached to either with a set of mounting screws.

Barrier Strip for Chassis Mount Applications

PC Card with 15-pin Connector



Case to Mounting Kit Connections				
Case	A	C	A	C
Case Pin	MK08B	MK22-08B	MK015	MK22-015
1	-	1	-	P
2	2	2	P	S
3	3	6	S	C
4	-	5	-	J
5	5	4	E	A
6	4	-	L	-
7	8	-	C	-
8	7	-	J	-
9	6	-	A	-