


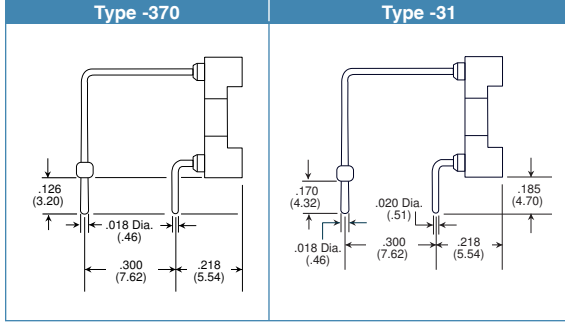
Closed Frame LED Sockets (Light Emitting Diode)

Table of Models

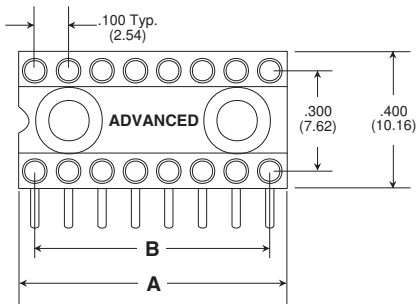


Description: Closed Frame LED Sockets (RDL)
 Material: High Temp. Liquid Crystal Polymer (LCP)
 Index: -40°C to 260°C (-40°F to 500°F)

Standard Terminals



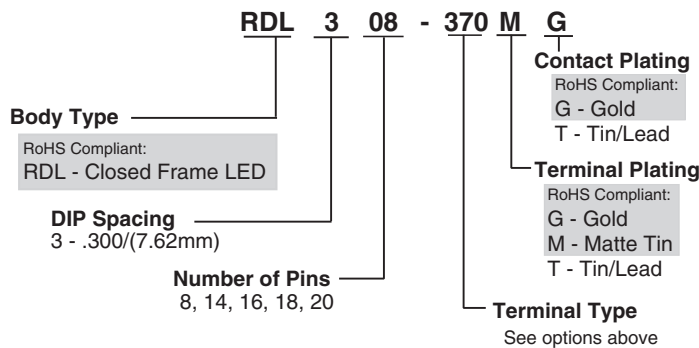
Dimensional Information



Part Number	# of Pins	A	B
RDL308-XXXMG	8	.395 (10.03)	.300 (7.62)
RDL314-XXXMG	14	.695 (17.65)	.600 (15.24)
RDL316-XXXMG	16	.795 (20.19)	.700 (17.78)
RDL318-XXXMG	18	.895 (22.73)	.800 (20.32)
RDL320-XXXMG	20	.995 (25.27)	.900 (22.86)


XXX denotes terminal type

How To Order



Note: Terminals plated with Matte Tin are available only with Gold plated contacts.

DIP Sockets



Features:

- Right angle design allows readable position of LED on PCB.
- Multiple finger contact for reliability.
- Tapered entry for ease of insertion.
- Closed bottom sleeve for 100% anti-wicking of solder.

Specifications:

Terminals:

Brass - Copper Alloy
 (C36000) ASTM-B-18

Contacts:

Beryllium Copper
 (C17200) ASTM-B-194

Plating:

G - Gold over Nickel
 M - Matte Tin over Nickel
 T - Tin/Lead over Nickel

Gold per ASTM-B-488
 Matte Tin per ASTM545-97
 Tin/Lead per MIL-P-81728
 Nickel per QQ-N-290



5 Energy Way, West Warwick, RI 02893 USA
 Tel: 800.424.9850 | 401.823.5200
 Fax: 401.823.8723
 info@advanced.com | www.advanced.com
 Catalog 16 rev. Sept. 07