

**PLEASE CHECK WWW.MOLEX.COM FOR LATEST PART INFORMATION**

**Part Number:** [0014441204](#)  
**Status:** **Active**  
**Overview:** [cgrid\\_sl\\_products](#)  
**Description:** 2.54mm (.100") Pitch SL™ Insulation Displacement Connector Assembly, Male, Single Row, Version D, Back Ribs, for Wire Size 24, 0.38µm (15µ") Gold (Au), 4 Circuits

**Documents:**

[3D Model](#) [Product Specification PS-70400 \(PDF\)](#)  
[Drawing \(PDF\)](#) [RoHS Certificate of Compliance \(PDF\)](#)

**Agency Certification**

CSA LR19980  
 UL E29179

**General**

Product Family Ribbon Cable / Wire Trap Connectors  
 Series [70475](#)  
 Comments Terminals Preloaded  
 Component Type Housing  
 Glow-Wire Compliant No  
 Overview [cgrid\\_sl\\_products](#)  
 Product Name SL™

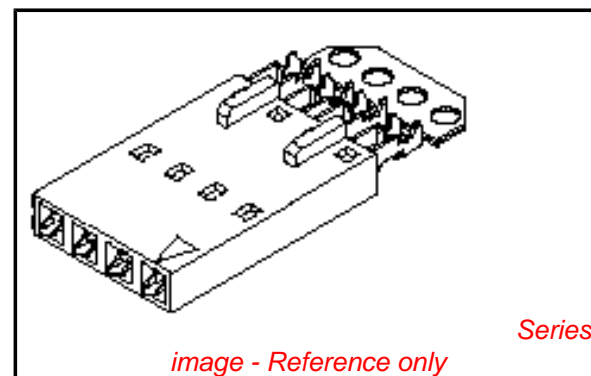
**Physical**

Circuits (Loaded) 4  
 Color - Resin Black  
 Durability (mating cycles max) 50  
 Entry Angle Vertical  
 Flammability 94V-0  
 Lock to Mating Part None  
 Material - Metal Phosphor Bronze  
 Material - Plating Mating Gold  
 Material - Plating Termination Tin  
 Material - Resin Polyester Alloy  
 Number of Rows 1  
 PCB Retention None  
 Packaging Type Tube  
 Pitch - Mating Interface (in) 0.100 In  
 Pitch - Mating Interface (mm) 2.54 mm  
 Plating min: Mating (µin) 15  
 Plating min: Mating (µm) 0.38  
 Plating min: Termination (µin) 75  
 Plating min: Termination (µm) 1.91  
 Polarized to Mating Part No  
 Stackable Yes  
 Surface Mount Compatible (SMC) N/A  
 Temperature Range - Operating -40°C to +105°C  
 Termination Interface: Style IDT or Pierce  
 Wire Insulation Diameter 1.35mm (.053") max.  
 Wire Size AWG 24  
 Wire/Cable Type Discrete Wire, Ribbon Cable

**Electrical**


Current - Maximum per Contact 3A  
 Voltage - Maximum 250V

**Material Info**



**EU RoHS**  
**ELV and RoHS**  
**Compliant**  
**REACH SVHC**  
**Not Reviewed**  
**Halogen-Free**  
**Status**  
**Not Reviewed**

**China RoHS**



**Need more information on product environmental compliance?**

Email [productcompliance@molex.com](mailto:productcompliance@molex.com)  
 For a multiple part number RoHS Certificate of Compliance, [click here](#)

Please visit the [Contact Us](#) section for any non-product compliance questions.

**Search Parts in this Series**

[70475Series](#)

**Mates With**

[70004](#) Interim Clip (Single Row), [70013](#) Interim Clip (Dual Row)

**Use With**

[7307](#) Tinned 28AWG, [7767](#) Topcoat 28AWG, [24241](#) Tinned 26AWG, [8996](#) Topcoat 26AWG, [24226](#) Tinned 24AWG, [8997](#) Topcoat 24AWG, [24369](#) High Flex 26AWG, [24389](#) High Flex 24AWG

Old Part Number

A-70475-0598

**Reference - Drawing Numbers**

Product Specification

PS-70400

Sales Drawing

SD-70475-0\*\*\*

This document was generated on 05/20/2010

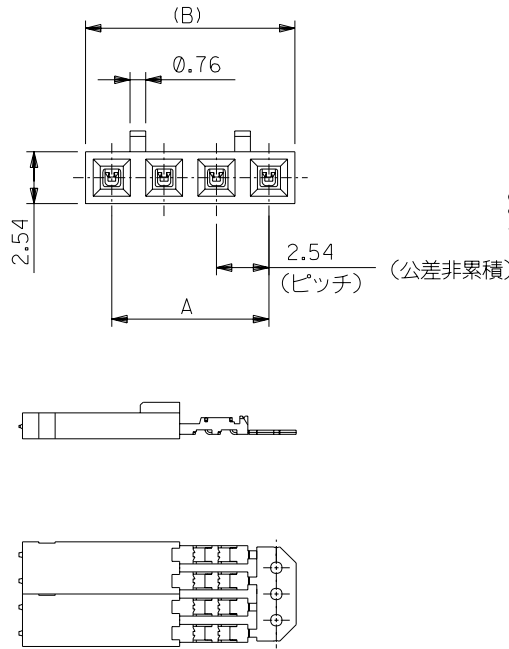
**PLEASE CHECK [WWW.MOLEX.COM](http://WWW.MOLEX.COM) FOR LATEST PART INFORMATION**

ENG. NO.  
SD-70475-0\*\*\*\*

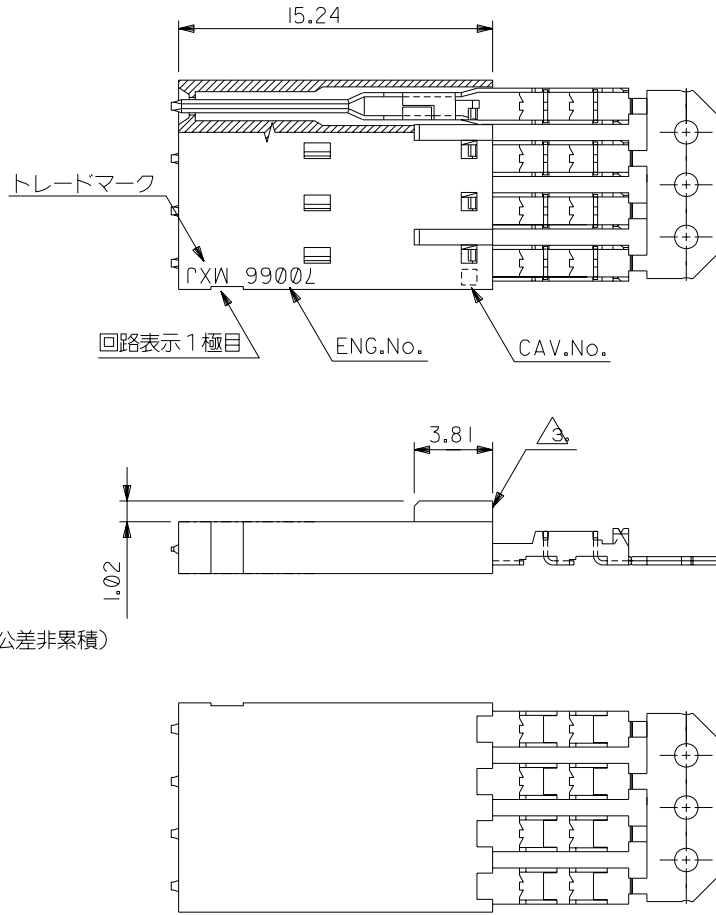
EDP NO.  
—#—

ALL DIMENSIONS IN METRIC DO NOT SCALE DRAWING

OPTION D



2極の場合  
(SCALE:2-1)



注記:

- 材料  
ハウジング：ガラス入りポリエステル UL 94V-0  
ターミナル：燐青銅
- 仕上げ 接点部：金メッキ 0.38 μm MIN.  
圧接部：錫メッキ 1.91 μm MIN.  
下地メッキ：ニッケルメッキ 1.27 μm MIN.
- 極性リブは、2極の場合1箇所のみとする。
- 適合クリップ：70104-\*\*\*\*  
70013-\*\*\*\*  
70018-\*\*\*\*  
70022-\*\*\*\*
- ハウジングの色：黒

63.50	60.96	70475-0619	25
60.96	58.42	-0618	24
58.42	55.88	-0617	23
55.88	53.34	-0616	22
53.34	50.80	-0615	21
50.80	48.26	-0614	20
48.26	45.72	-0613	19
45.72	43.18	-0612	18
43.18	40.64	-0611	17
40.64	38.10	-0610	16
38.10	35.56	-0609	15
35.56	33.02	-0608	14
33.02	30.48	-0607	13
30.48	27.94	-0606	12
27.94	25.40	-0605	11
25.40	22.86	-0604	10
22.86	20.32	-0603	9
20.32	17.78	-0602	8
17.78	15.24	-0601	7
15.24	12.70	-0600	6
12.70	10.16	-0599	5
10.16	7.62	-0598	4
7.62	5.08	-0597	3
5.08	2.54	70475-0596	2
(B)	A	MATERIAL No.	極数

材料 MATERIAL		MOLEX-JAPAN CO.,LTD. 日本モレックス株式会社	
注記参照		EDP. NO. —#—	
C 変更 (J2004-4519)	仕上げ FINISH	注記参照	
B 変更 (T20159)	適用電線範囲 WIRE RANGE	AWG#24	
A 変更 (T90267)	被覆外径 INS. RANGE	Ø 1.35 MAX.	
0 新規作成 (T80231)	DRAWN BY	CHK'D BY	
記号 TR 変更内容 REVISION RECORD	DR. CHK. DATE	T.FURUHATA M.SASAO	
一般公差 GENERAL TOLERANCES	REVISE ONLY ON CAD SYSTEM	APP'D BY S.YAMADA	尺度 SCALE 4-1
角度 ANGLE	±3°		
30以上 OVER			
10以上 OVER 30未滿 UNDER	±0.3		
10未滿 UNDER	±0.2		
		TITLE 名称 (OPTION D) SL 2.54 SINGLE ROW ASSEMBLY, MALE I.D. CONN. -LEAD FREE-	