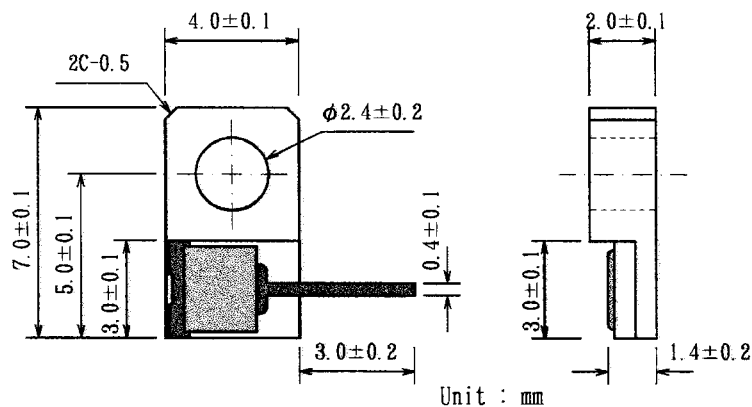
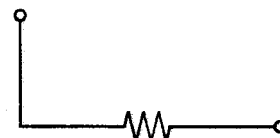


This high power thin film terminators exhibit excellent high frequency characteristics. Installing on heat sink, can operate with higher power rating.

◆ Mechanical



◆ Schematic Diagram



◆ Electrical

Impedance	50Ω	T. C. R.	± 50 ppm/°C
VSWR	1.1 Max.	Max. Heat Sink Temp. (at Max. Rated Power)	80°C
Frequency Range	DC ~ 2.1 GHz		
Power Rating	1 W (Max. 12.5 W)	Op. Temp. Range	-55°C ~ +80°C

Test Item	Test Condition	To meet
Short-time Overload	Rated Voltage × 2.5, 5sec.	± (0.5% + 0.05Ω)
Resistance to Soldering Heat	250°C ± 5°C, 10 ± 1sec.	± (0.5% + 0.05Ω)
Solderability	235°C ± 5°C, 3 ± 0.5sec.	More than 95%
Temperature Cycle	-10°C 30min. R. T. 3min. +70°C 30min. R. T. 3min. 5cycles	± (0.5% + 0.05Ω)
Moisture Load Life	40 ± 2°C 90 ~ 95%, Rated voltage. 90min.ON 30min.OFF 1000H	± (1.0% + 0.05Ω)
Load Life	40 ± 2°C, Rated voltage. 90min.ON 30min.OFF 1000H	± (1.0% + 0.05Ω)
Insulation Resistance	DC 500V, 1 min.	> 1,000 MΩ

◆ Part Number

PCS
Product Code
3040R
Package Size
50Ω
Impedance

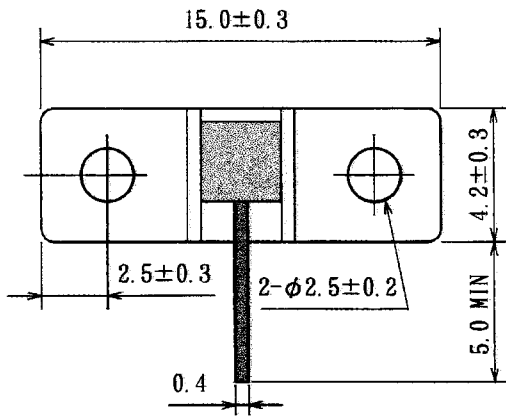
RHOPOINT COMPONENTS LTD

Holland Road, Hurst Green, Oxted,
Surrey, RH8 9AX, UK

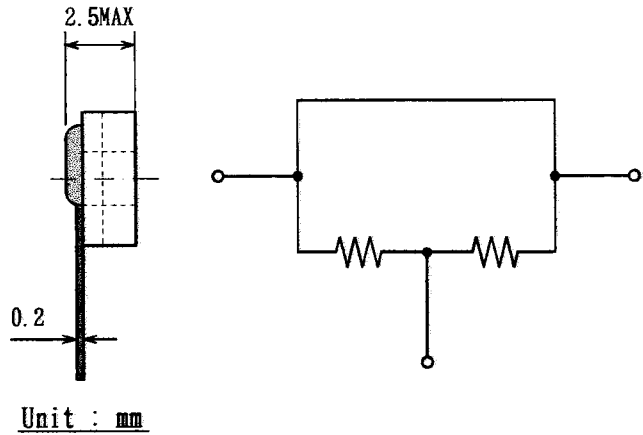
Tel: 01883 717988 (Outside UK Tel: 44 1883 717 988)
 Fax: 01883 712938 (Outside UK Fax: 44 1883 712 938)
 Email: components@rhpoint.co.uk
 Web site: www.rhpoint.co.uk

This high power thin film terminators exhibit excellent high frequency characteristics. Installing on heat sink, can operate with higher power rating.

◆ Mechanical



◆ Schematic Diagram



◆ Electrical

Impedance	50Ω
VSWR	1.1 (DC ~ 3 GHz) , 1.3 (3 GHz ~ 10 GHz)
Frequency Range	DC ~ 10 GHz
Power Rating	1 W (Max. 5 W)
T. C. R.	± 50 ppm/°C
Rated Operating. Temp.	70°C
Op. Temp. Range	-55°C ~ +125°C

Test Item	Test Condition	To meet
Short-time Overload	Rated Voltage × 2.5, 5sec.	± (0.2% + 0.05Ω)
Resistance to Soldering Heat	350 ± 5°C, 3 ± 0.5sec.	± (0.2% + 0.05Ω)
Temperature Cycle	-55°C ⇔ +125°C, 5cycles	± (0.2% + 0.05Ω)
Moisture Load Life	40 ± 2°C 90 ~ 95%, 1000H	± (0.2% + 0.05Ω)
Load Life	70 ± 3°C, 1000H	± (0.2% + 0.05Ω)
Insulation Resistance	DC 500V, 1 min.	> 1,000 MΩ

◆ Part Number

PCS
Product Code
3042P
Package Size
50Ω
Impedance

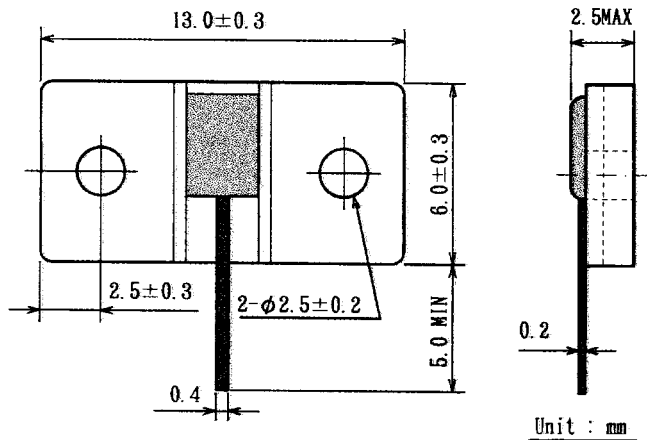
RHOPOINT COMPONENTS LTD

Holland Road, Hurst Green, Oxted,
Surrey, RH8 9AX, UK

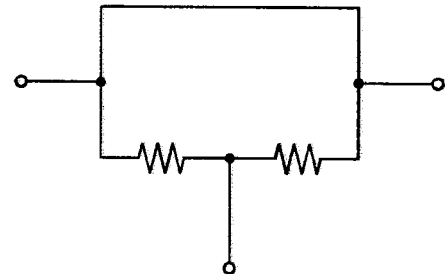
Tel: 01883 717988 (Outside UK Tel: 44 1883 717 988)
 Fax: 01883 712938 (Outside UK Fax: 44 1883 712 938)
 Email: components@rhopoint.co.uk
 Web site: www.rhopoint.co.uk

This high power thin film terminators exhibit excellent high frequency characteristics. Installing on heat sink, can operate with higher power rating.

◆ Mechanical



◆ Schematic Diagram



◆ Electrical

Impedance	50Ω
VSWR	1.1 (DC ~ 3 GHz) , 1.3 (3 GHz ~ 10 GHz)
Frequency Range	DC ~ 10 GHz
Power Rating	1.5 W (Max. 30 W)
T. C. R.	± 50 ppm/°C
Rated Operating. Temp.	70°C
Op. Temp. Range	-55°C ~ +125°C

Test Item	Test Condition	To meet
Short-time Overload	Rated Voltage × 2.5, 5sec.	± (0.2% + 0.05Ω)
Resistance to Soldering Heat	350 ± 5°C, 3 ± 0.5sec.	± (0.2% + 0.05Ω)
Temperature Cycle	-55°C ⇔ +125°C, 5cycles	± (0.2% + 0.05Ω)
Moisture Load Life	40 ± 2°C 90 ~ 95%, 1000H	± (0.2% + 0.05Ω)
Load Life	70 ± 3°C, 1000H	± (0.2% + 0.05Ω)
Insulation Resistance	DC 500V, 1 min.	> 1,000 MΩ

◆ Part Number

PCS
Product Code
3060P
Package Size
50Ω
Impedance

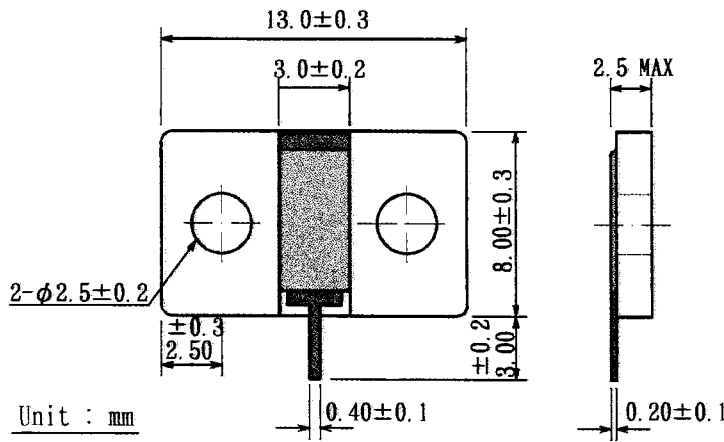
RHOPOINT COMPONENTS LTD

Holland Road, Hurst Green, Oxted,
Surrey, RH8 9AX, UK

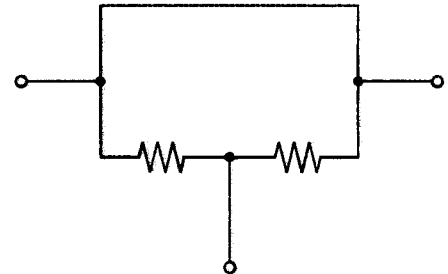
Tel: 01883 717988 (Outside UK Tel: 44 1883 717 988)
 Fax: 01883 712938 (Outside UK Fax: 44 1883 712 938)
 Email: components@rhopoint.co.uk
 Web site: www.rhopoint.co.uk

This high power thin film terminators exhibit excellent high frequency characteristics. Installing on heat sink, can operate with higher power rating.

◆ Mechanical



◆ Schematic Diagram



◆ Electrical

Impedance	50Ω	T. C. R.	± 50 ppm/°C
VSWR	1.2 Max.	Max. Heat Sink Temp. (at Max. Rated Power)	65°C
Frequency Range	DC ~ 1.5 GHz		
Power Rating	1.5 W (Max. 80 W)	Op. Temp. Range	-55°C ~ +125°C

Test Item	Test Condition	To meet
Short-time Overload	Rated Voltage × 2.5, 5sec.	± (0.5% + 0.05Ω)
Resistance to Soldering Heat	250°C ± 5°C, 10 ± 1sec.	± (0.5% + 0.05Ω)
Solderability	235°C ± 5°C, 3 ± 0.5sec.	More than 95%
Temperature Cycle	-10°C 30min. R. T. 3min. +70°C 30min. R. T. 3min. 5cycles	± (0.5% + 0.05Ω)
Moisture Load Life	40 ± 2°C 90 ~ 95%, Rated voltage. 90min.ON 30min.OFF 1000H	± (1.0% + 0.05Ω)
Load Life	40 ± 2°C, Rated voltage. 90min.ON 30min.OFF 1000H	± (1.0% + 0.05Ω)
Insulation Resistance	DC 500V, 1 min.	> 1,000 MΩ

◆ Part Number

PCS
Product Code
3080P
Package Size
-
50Ω
Impedance

RHOPOINT COMPONENTS LTD

Holland Road, Hurst Green, Oxted,
Surrey, RH8 9AX, UK

Tel: 01883 717988 (Outside UK Tel: 44 1883 717 988)
 Fax: 01883 712938 (Outside UK Fax: 44 1883 712 938)
 Email: components@rhpoint.co.uk
 Web site: www.rhpoint.co.uk