

GL480E00000F

Infrared Emitting Diode



■ Features

1. Side view emission type
2. Plastic mold with resin lens
3. Medium directivity angle ($\Delta\theta$: $\pm 13^\circ$ TYP.)
Peak emission wavelength: 950 nm TYP.
4. Radiant flux ϕ_e : 0.7 mW MIN.
5. Lead free and RoHS directive component

■ Agency Approvals/Compliance

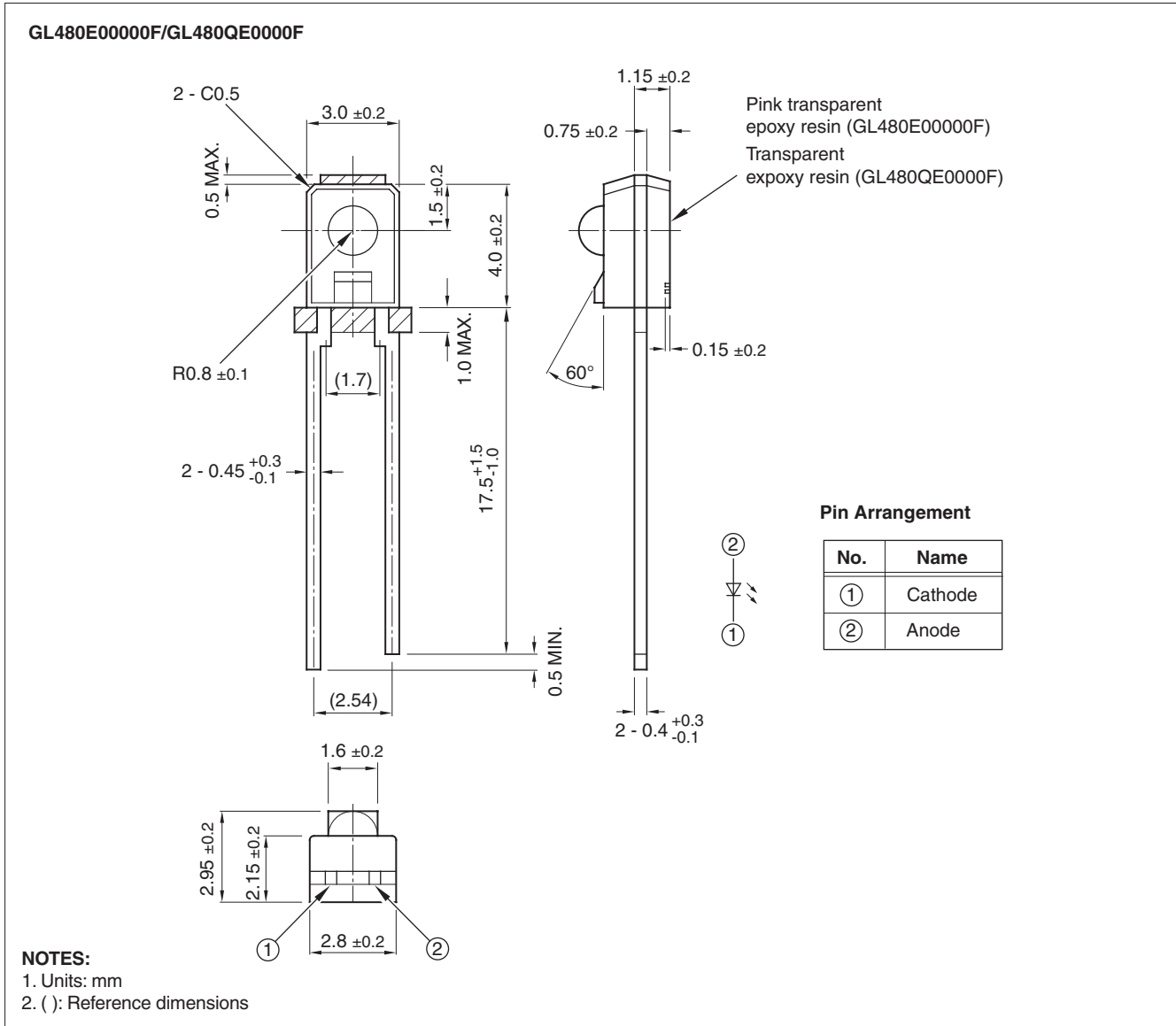
1. Compliant with RoHS directive (2002/95/EC)
2. Content information about the six substances specified in "Management Methods for Control of Pollution Caused by Electronic Information Products Regulation" (popular name: China RoHS) (Chinese: 电子信息产品污染控制管理办法); refer to page 7

■ Applications

1. Office automation equipment
2. Audio visual equipment
3. Home appliances
4. Telecommunication equipment
5. Measuring equipment
6. Tooling machines
7. Computers

Notice The content of data sheet is subject to change without prior notice.
In the absence of confirmation by device specification sheets, SHARP takes no responsibility for any defects that may occur in equipment using any SHARP devices shown in catalogs, data books, etc. Contact SHARP in order to obtain the latest device specification sheets before using any SHARP device.

Outline Dimensions



■ Absolute Maximum Ratings (Ta = 25°C)

Parameter	Symbol	Rating	Unit
Forward current	I_F	50	mA
Peak forward current *1	I_{FM}	1	A
Reverse voltage	V_R	6	V
Power dissipation	P	75	mW
Operating temperature	Topr	-25 to +85	°C
Storage temperature	Tstg	-40 to +85	°C
Soldering temperature *2	Tsol	260	°C

*1 Pulse width: 100 μ s, Duty ratio: 0.01

*2 5 s (MAX.) positioned 1.4 mm from the resin edge. See Figure 11.

■ Electro-optical Characteristics

Parameter	Symbol	Conditions	MIN.	TYP.	MAX.	Unit
Forward voltage	V_F	$I_F = 20$ mA	–	1.2	1.4	V
Peak forward voltage	V_{FM}	$I_{FM} = 0.5$ A	–	3.0	4.0	V
Reverse current	I_R	$V_R = 3$ V	–	–	10	μ A
Radiant flux	Φ_e	$I_F = 20$ mA	0.7	–	3.0	mW
Peak emission wavelength	λ_p	$I_F = 5$ mA	–	950	–	nm
Half intensity wavelength	$\Delta\lambda$	$I_F = 5$ mA	–	45	–	nm
Terminal capacitance	C_t	$V_R = 0, f = 1$ MHz	–	50	–	pF
Response frequency	f_C	–	–	300	–	kHz
Angle of half intensity	$\Delta\theta$	$I_F = 20$ mA	–	± 13	–	degrees

Fig. 1 Forward Current vs. Ambient Temperature

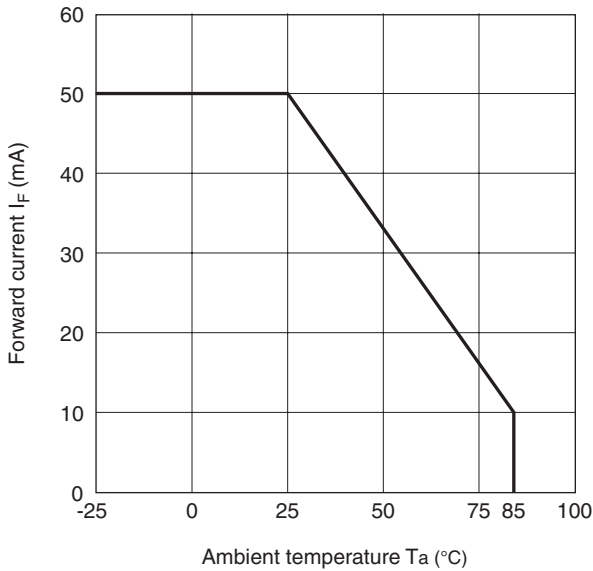


Fig. 2 Peak Forward Current vs. Duty Ratio

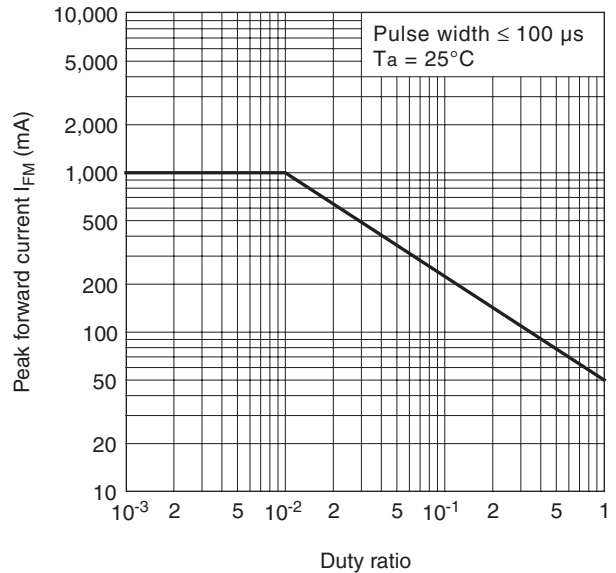


Fig. 3 Spectral Distribution

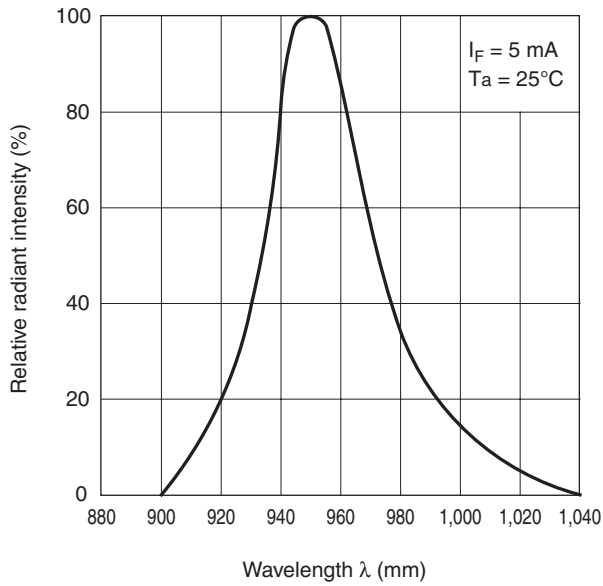


Fig. 5 Forward Current vs. Forward Voltage

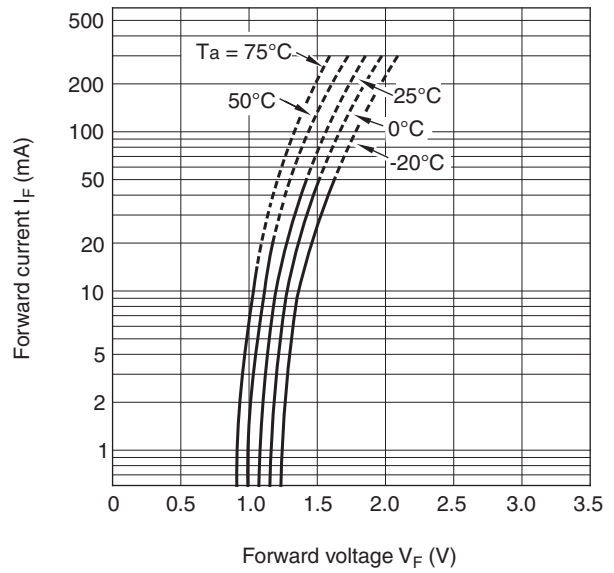


Fig. 4 Peak Emission Wavelength vs. Ambient Temperature

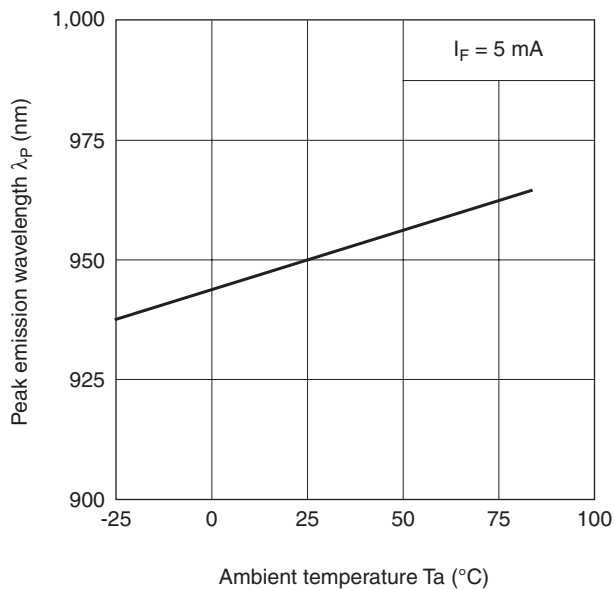


Fig. 6 Relative Radiant Flux vs. Ambient Temperature

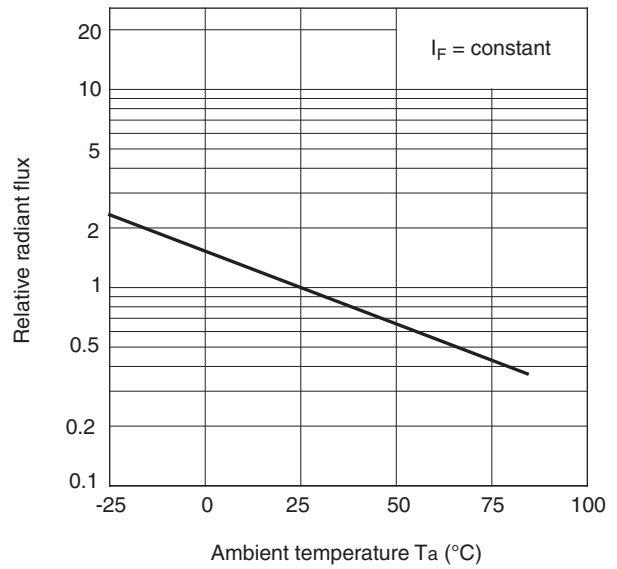


Fig. 7 Radiant Flux vs. Forward Current

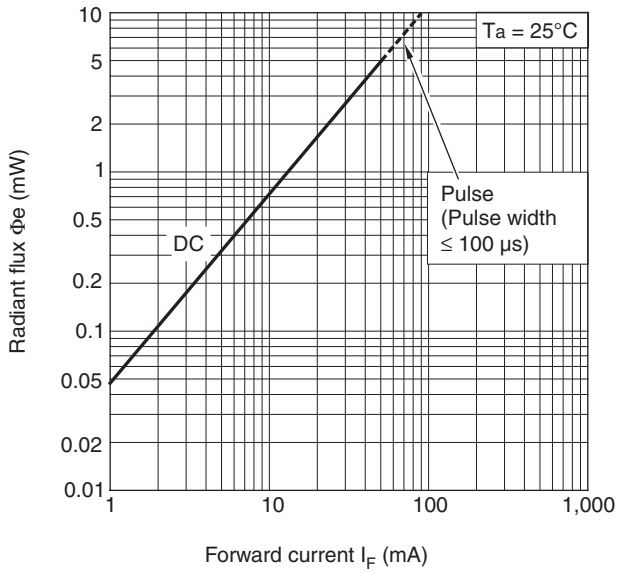


Fig. 9 Relative Collector Current vs. Distance

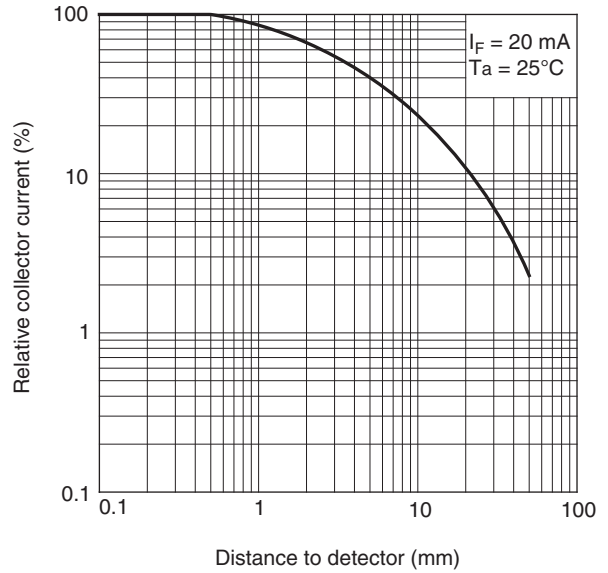


Fig. 8 Relative Radiant Intensity vs. Distance

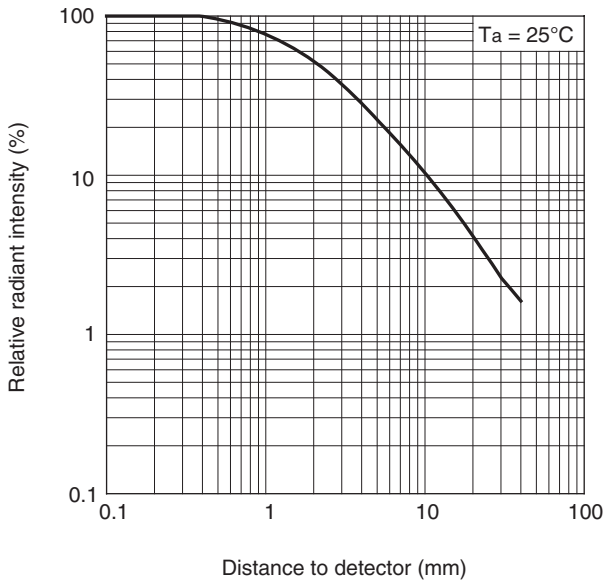
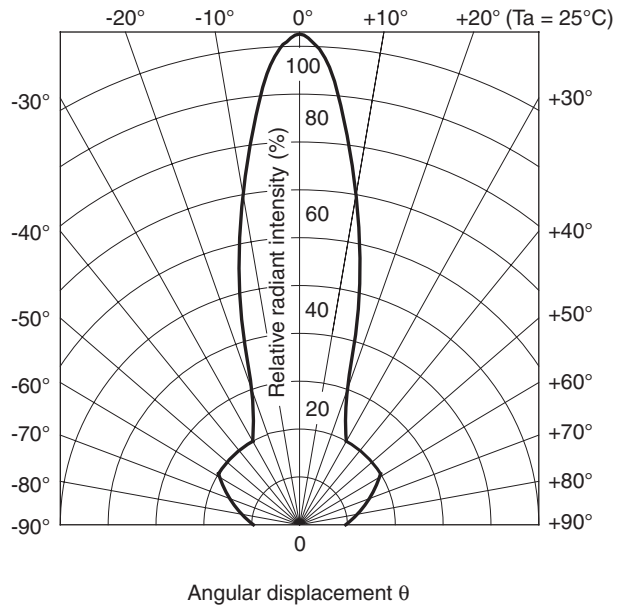


Fig. 10 Radiation Diagram



■ Design Considerations

Design Guidelines

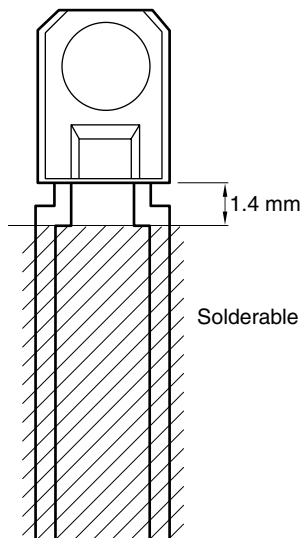
1. Allow for natural degradation of the LED as a result of long continuous operation. This part will have 50% degradation in output after 5 years of continuous use.
2. This product is not designed to be electromagnetic- and ionized-particle-radiation resistant.

■ Manufacturing Guidelines

Cleaning Instructions

1. Confirm this device's resistance to process chemicals before use, as certain process chemicals may affect the optical characteristics.
2. Solvent cleaning: Solvent temperature should be 45°C or below. Immersion time should be 3 minutes or less.
3. Ultrasonic cleaning: The effect upon devices varies due to cleaning bath size, ultrasonic power output, cleaning time, PCB size and device mounting circumstances. Sharp recommends testing using actual production conditions to confirm the harmlessness of the ultrasonic cleaning methods.
4. Recommended solvent materials: Ethyl alcohol, Methyl alcohol, and Isopropyl alcohol.

Fig. 11 Soldering Area



■ Packing Specifications

1. Parts are packed in a vinyl bag, at an average quantity of 1,000 pieces per bag.
2. Bags are secured in a box as shown in illustration on page 8.
3. Product mass: 0.09 g (approx.)

■ Presence of ODCs (RoHS Compliance)

This product shall not contain the following materials, and they are not used in the production process for this product:

- Regulated substances: CFCs, Halon, Carbon tetrachloride, 1,1,1-Trichloroethane (Methylchloroform). Specific brominated flame retardants such as the PBBOs and PBBs are not used in this product at all.

This product shall not contain the following materials banned in the RoHS Directive (2002/95/EC).

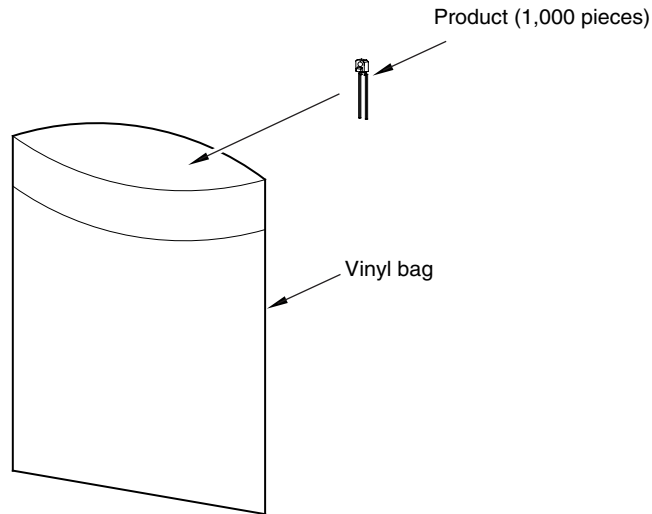
- Lead, Mercury, Cadmium, Hexavalent chromium, Polybrominated biphenyls (PBB), Polybrominated diphenyl ethers (PBDE).
- Content information about the six substances specified in “Management Methods for Control of Pollution Caused by Electronic Information Products Regulation” (Chinese: 电子信息产品污染控制管理办法)

Category	Toxic and Hazardous Substances					
	Lead (Pb)	mercury (Hg)	Cadmium (Cd)	Hexavalent chromiun (Cr ⁶⁺)	Polybrominated biphenyls (PBB)	Polybrominated diphenyl ethers (PBDE)
Infrared Emitting Diode	✓	✓	✓	✓	✓	✓

NOTE: ✓ indicates that the content of the toxic and hazardous substance in all the homogeneous materials of the part is below the concentration limit requirement as described in SJ/T 11363-2006 standard.

■ Package Specification

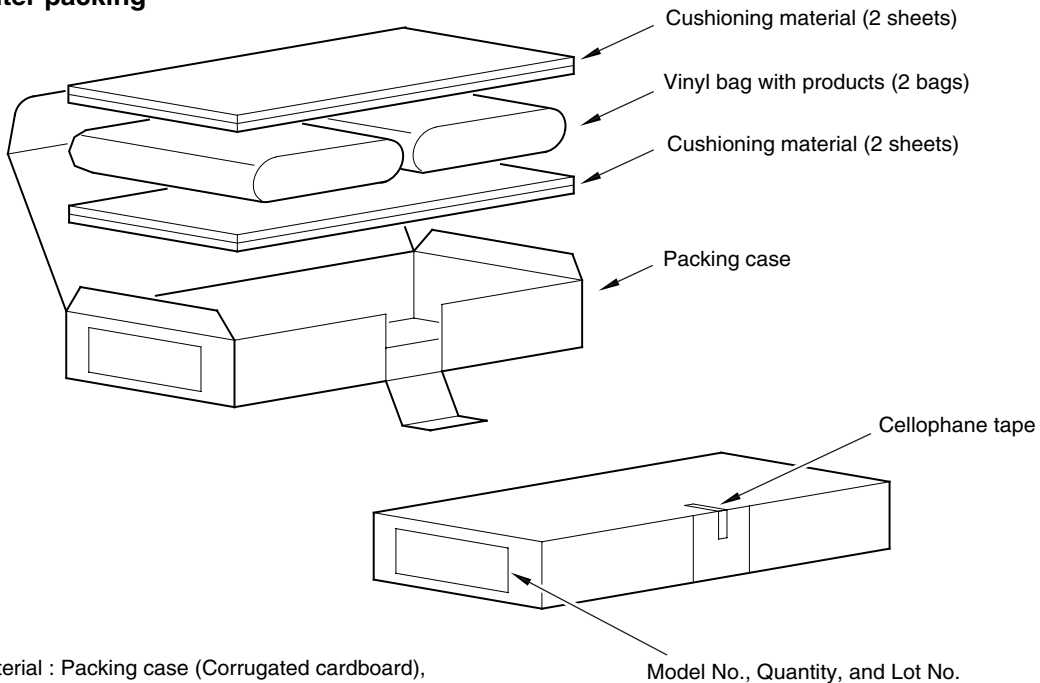
Inner packing



NOTES:

- 1. Inner packing material: Vinyl bag (Polyethylene)
- 2. Quantity: 1,000 pieces/bag

Outer packing



NOTES:

- 1. Outer material : Packing case (Corrugated cardboard),
Cushioning material (Urethane), Cellophane tape
- 2. Quantity: 2,000 pieces/box
- 3. Regular packaged mass: Approximately 270 g
- 4. Label: Model No., Quantity, and Lot No.

■ Important Notices

· The circuit application examples in this publication are provided to explain representative applications of SHARP devices and are not intended to guarantee any circuit design or license any intellectual property rights. SHARP takes no responsibility for any problems related to any intellectual property right of a third party resulting from the use of SHARP's devices.

· Contact SHARP in order to obtain the latest device specification sheets before using any SHARP device. SHARP reserves the right to make changes in the specifications, characteristics, data materials, structure, and other contents described herein at any time without notice in order to improve design or reliability. Manufacturing locations are also subject to change without notice.

· Observe the following points when using any devices in this publication. SHARP takes no responsibility for damage caused by improper use of the devices which does not meet the conditions and absolute maximum ratings to be used specified in the relevant specification sheet nor meet the following conditions:

(i) The devices in this publication are designed for use in general electronic equipment designs such as:

- Personal computers
- Office automation equipment
- Telecommunication equipment (terminal)
- Test and measurement equipment
- Industrial control
- Audio visual equipment
- Consumer electronics

(ii) Measures such as fail-safe function and redundant design should be taken to ensure reliability and safety when SHARP devices are used for or in connection with equipment that requires higher reliability such as:

- Transportation control and safety equipment (i.e., aircraft, trains, automobiles, etc.)
- Traffic signals
- Gas leakage sensor breakers
- Alarm equipment
- Various safety devices, etc.

(iii) SHARP devices shall not be used for or in connection with equipment that requires an extremely high level of reliability and safety such as:

- Space applications
- Telecommunication equipment (trunk lines)
- Nuclear power control equipment
- Medical and other life support equipment (e.g. scuba)

· If the SHARP devices listed in this publication fall within the scope of strategic products described in the Foreign Exchange and Foreign Trade Law of Japan, it is necessary to obtain approval to export such SHARP devices.

· This publication is the proprietary product of SHARP and is copyrighted, with all rights reserved. Under the copyright laws, no part of this publication may be reproduced or transmitted in any form or by any means, electronic or mechanical, for any purpose, in whole or in part, without the express written permission of SHARP. Express written permission is also required before any use of this publication may be made by a third party.

· Contact and consult with a SHARP representative if there are any questions about the contents of this publication.